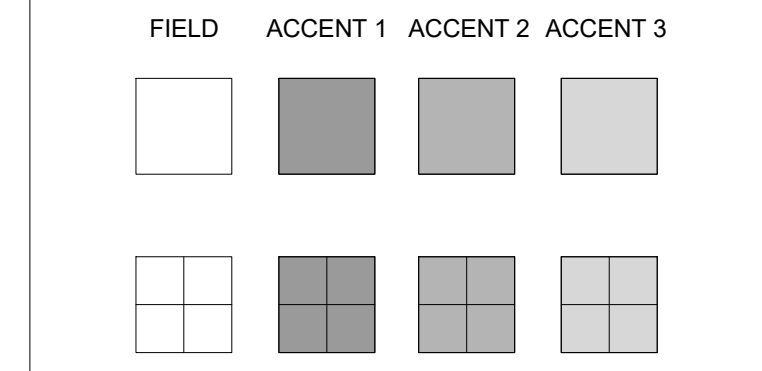
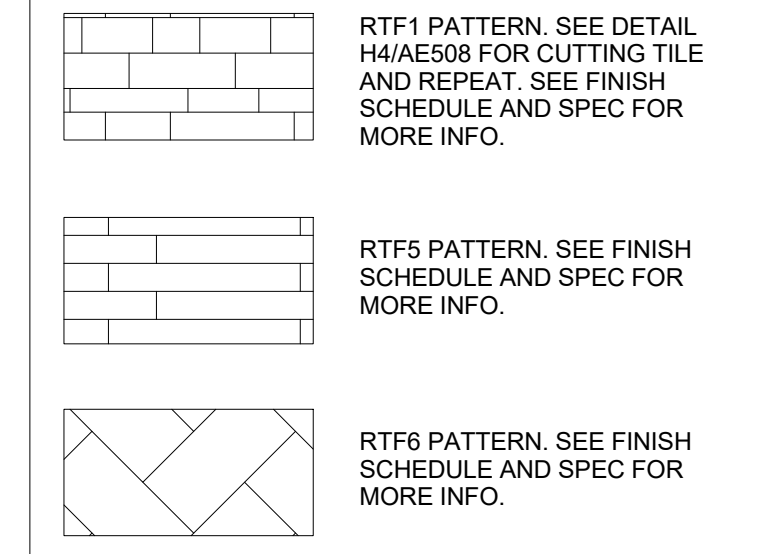


FINISH PLAN LEGEND:

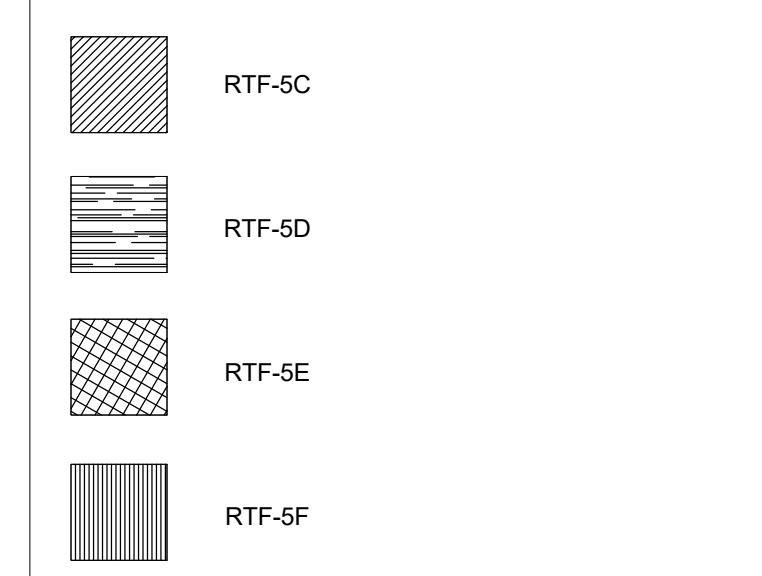
1. SHADED GRAPHIC APPLIES TO ROOMS W/ PATTERN ONLY. SEE FINISH SCHEDULE FOR FINISH IN ROOMS WITHOUT SHADING.



TILE, SHEET OR ROLL PATTERN DESIGNATION, SEE NOTE 1.



ACCENT PAINT EXTENTS




CORNERGUARD DESIGNATION:

CG1 = FULL HEIGHT
 CG2 = 3'-0" HIGH
 CG3 = 4'-0" HIGH

FINISH NOTES:

- REFER TO ARCHITECTURAL ABBREVIATIONS ON SHEET G1002 FOR ALL ABBREVIATIONS SHOWN.
- SEE SPEC FOR DETAILED ABBREVIATION INFORMATION TYPICAL PROJECT FINISH ABBREVIATIONS INCLUDE BUT ARE NOT LIMITED TO THE FOLLOWING:
 AWP: ACOUSTIC WALL PANELS
 APC: ACOUSTIC PANEL CEILING
 CT: CERAMIC TILE
 FRP: FIBERGLASS REINFORCED PLASTIC
 FWP: FABRIC WRAPPED PANELS
 IWP: IMPACT WALL PROTECTION
 PT: PAINT
 RSF: RESILIENT SHEET FLOOR
 RTF: RESILIENT TILE FLOOR
 RWS: ROLLER WINDOW SHADES
 SSURF: SOLID SURFACE/QUARTZ
 WB: WALL BASE
- REFER TO THE REFLECTED CEILING PLAN ON SHEETS AE111A TO AE114B FOR MORE INFORMATION.
- REFER TO SHEET AE601 FOR DOOR AND FRAME INFORMATION.
- REFER TO INTERIOR ELEVATIONS ON SHEET AE205 TO AE208.
- WALL, FLOOR, AND BASE FINISH TRANSITIONS ARE TO OCCUR ON INSIDE CORNERS U.N.O. VERIFY QUESTIONABLE FIELD CONDITIONS WITH ARCHITECT.
- REFER TO SPECIFICATION FOR FLOORING TRANSITION INFORMATION. INSTALL NEW TRANSITION STRIPS WHERE NEW FLOORING MATERIAL ABUTS DISSIMILAR FLOORING MATERIAL.
- FLOORING CONTRACTOR TO VERIFY LOCATION AND STYLE OF FLOORING TRANSITION STRIPS BEFORE INSTALLATION.
- FLOORING TRANSITIONS BETWEEN ROOMS TO OCCUR ON NON CORRIDOR SIDE OF DOOR LEAF, U.N.O.
- REFER TO FLOORING TRANSITION DETAILS ON AE508.

REV.	DESCRIPTION	DATE
0	ISSUED FOR CONSTRUCTION	06 JUNE 2016



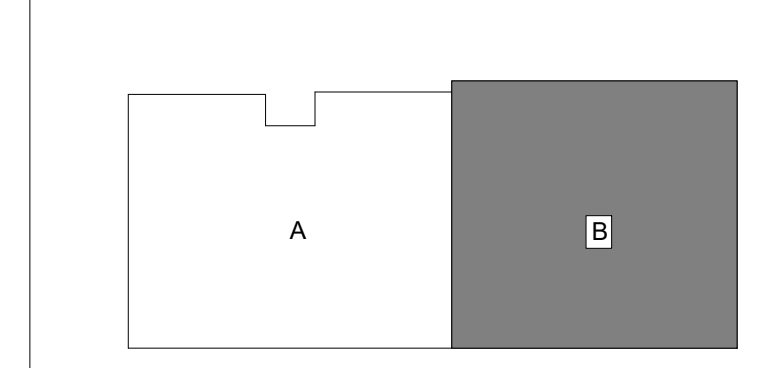
WBRC
 ARCHITECTS ENGINEERS
 WWW.WBRCAE.COM
 BANGOR, MAINE 207-947-4511
 PORTLAND, MAINE 207-528-4511
 SARASOTA, FLORIDA 941-556-0757

ASYLUM

PROJECT:
FIRST FLOOR FINISH PLAN - SEGMENT B

SHEET TITLE:	
WBRC CAD FILE: C:\Users\jocelyn.booth\Documents\407110 - ASYLUM DANCE CLUB - ARCH_jocelyn.booth.rvt	GRAPHIC SCALE: 0" = 1"
PROJECT No: 4071.10	SCALE: 1/4" = 1'-0"
PROJECT MANAGER: JRB	SHEET No: AF102B
DRAWN BY: ARW	CHECKED BY: JLR

KEYPLAN



A1 FIRST FLOOR FINISH PLAN - SEGMENT B
 1/4" = 1'-0"

6/7/2016 8:50:22 AM C:\Users\jocelyn.booth\Documents\407110 - ASYLUM DANCE CLUB - ARCH_jocelyn.booth.rvt