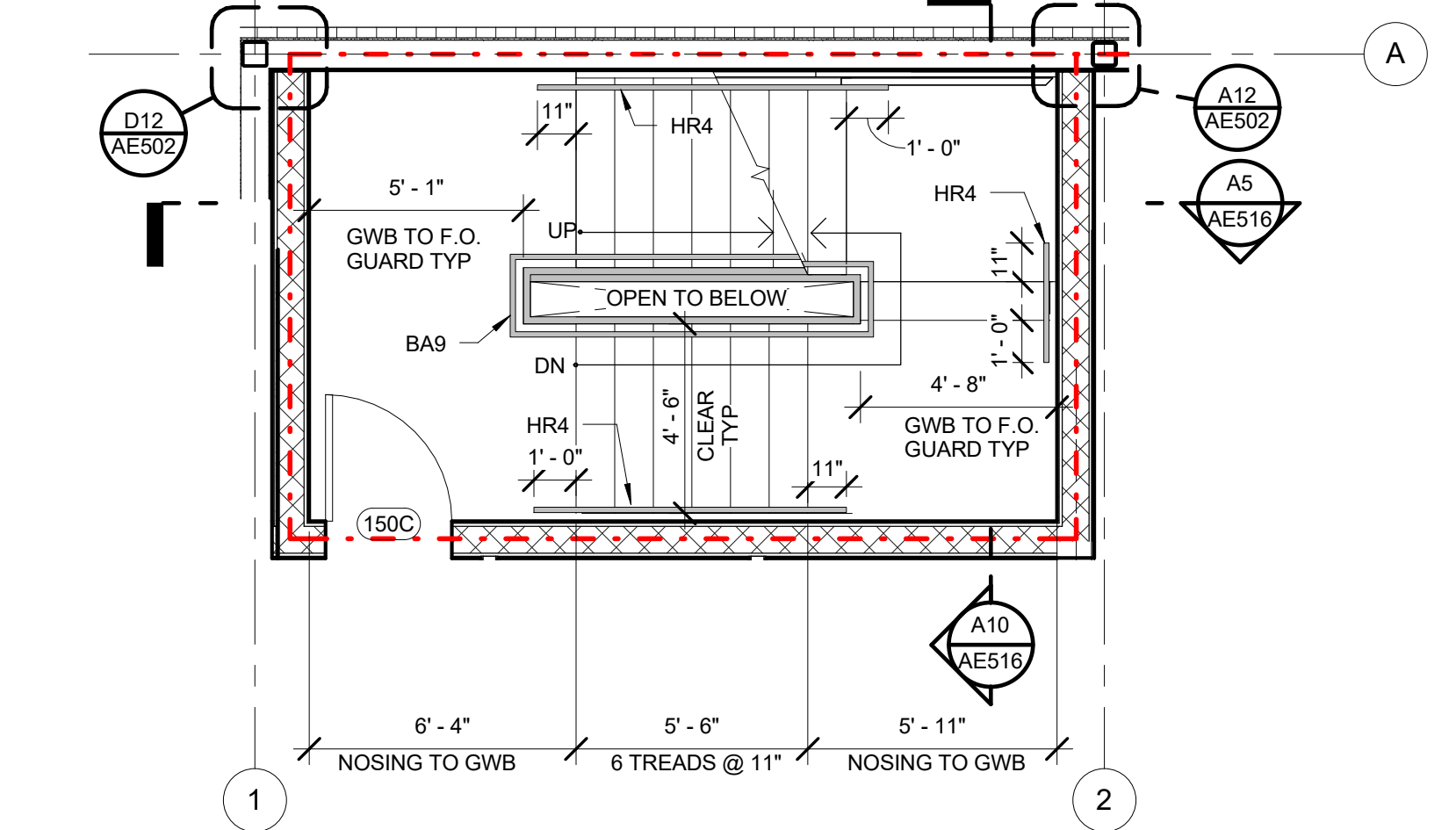
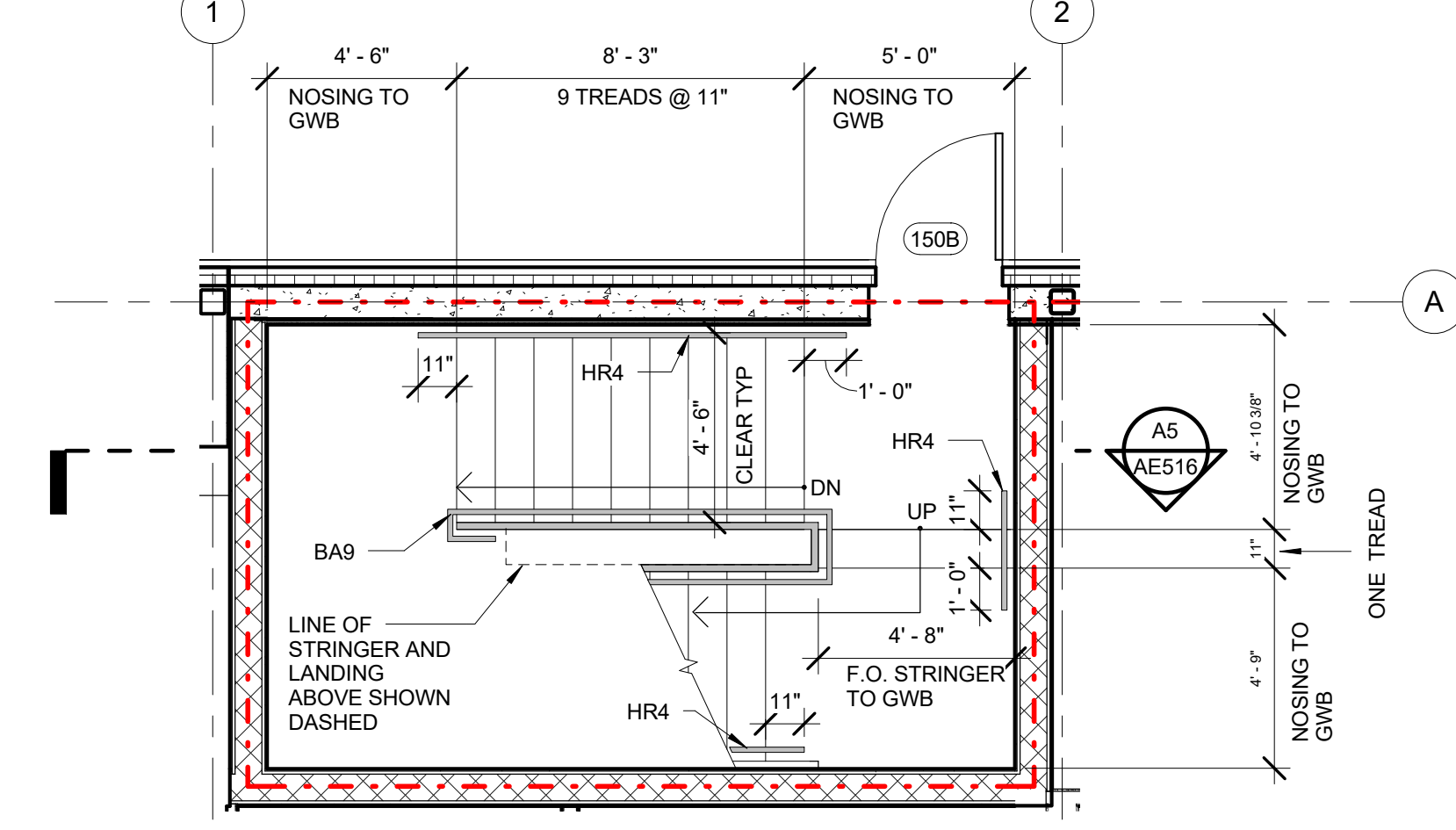


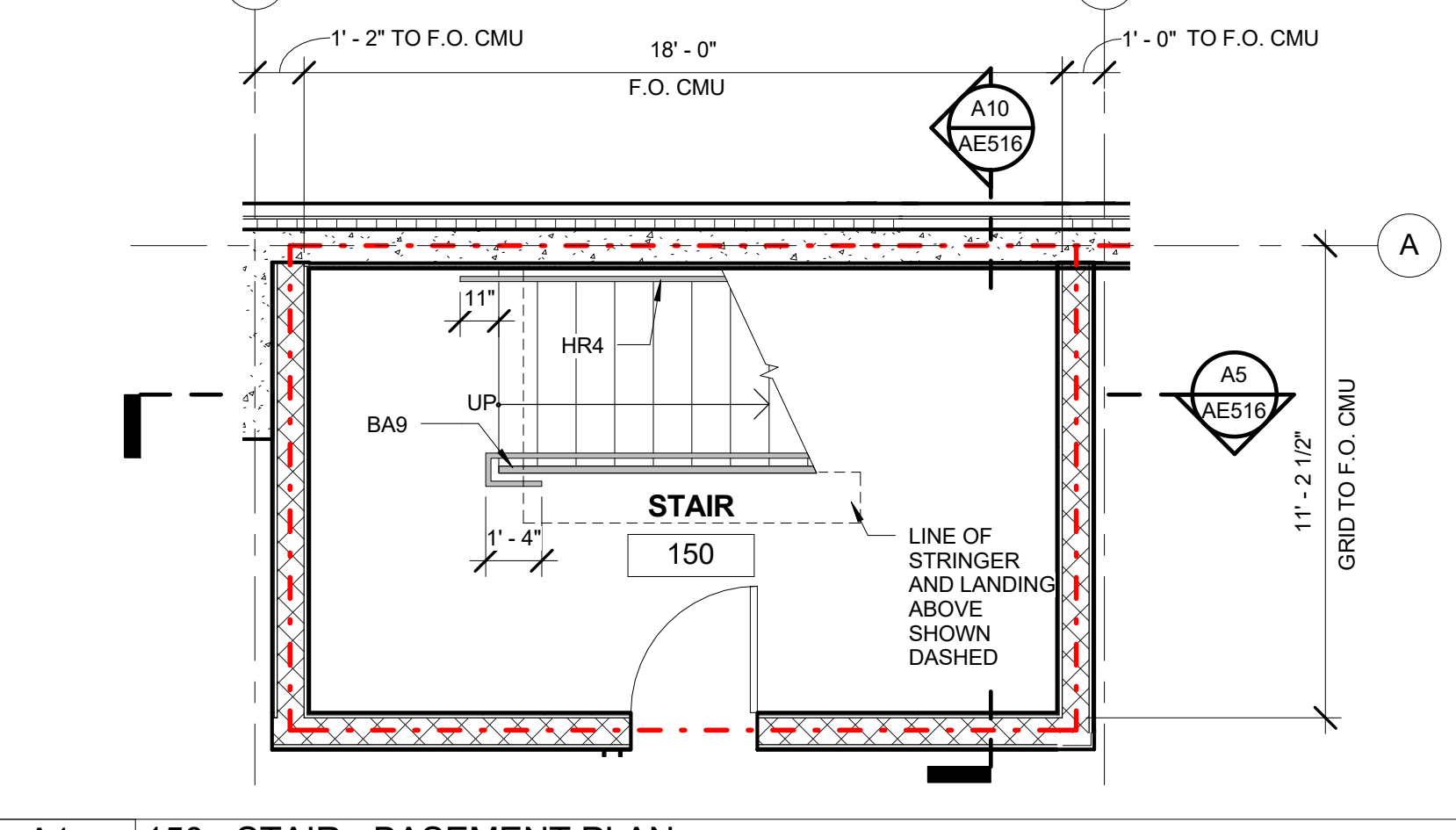
K1 150 - STAIR - STAGE PLAN
1/4" = 1'-0"



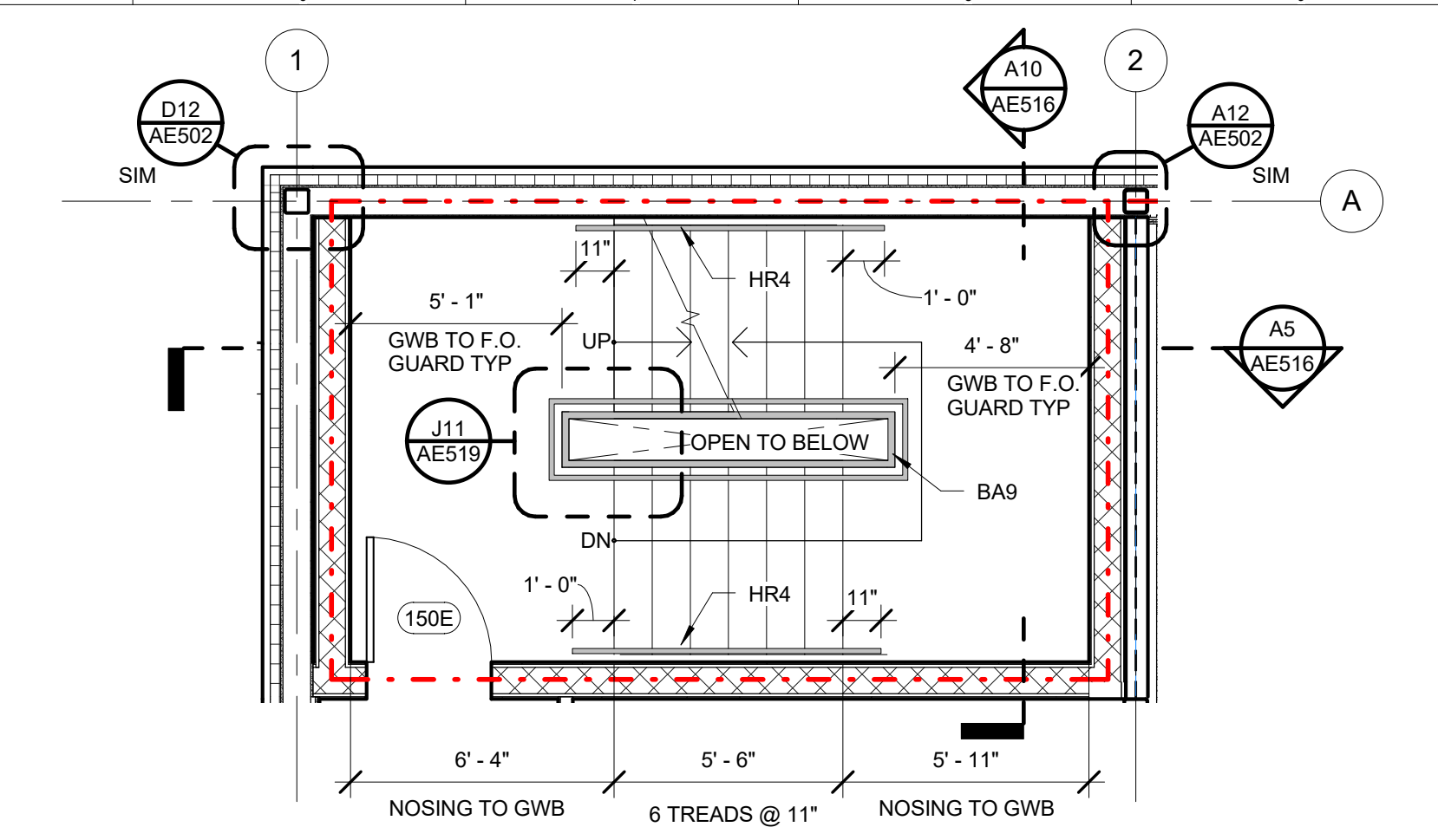
E1 150 - STAIR - FIRST FLOOR PLAN
1/4" = 1'-0"



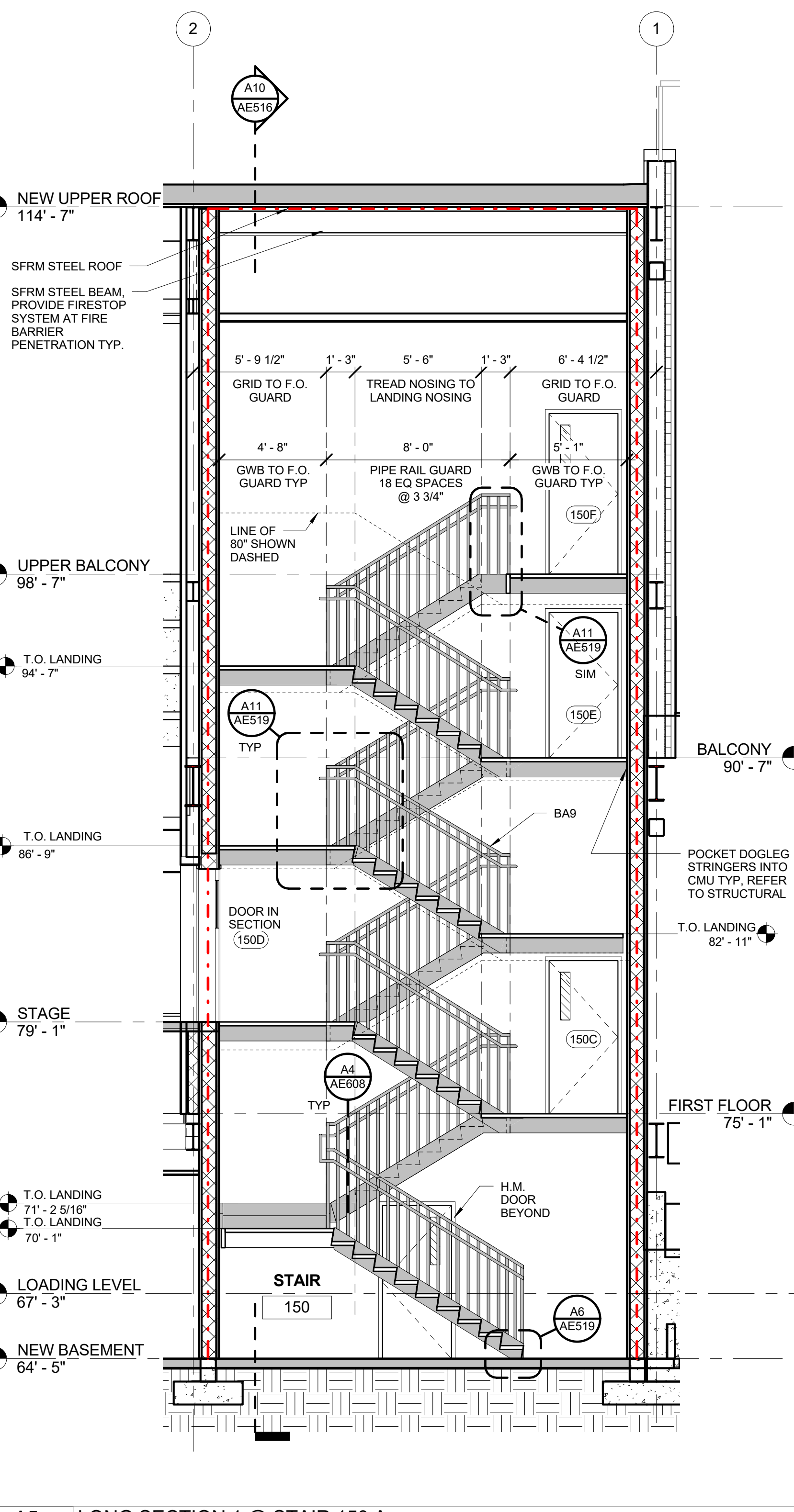
D2 150 - STAIR - EXTERIOR GRADE
1/4" = 1'-0"



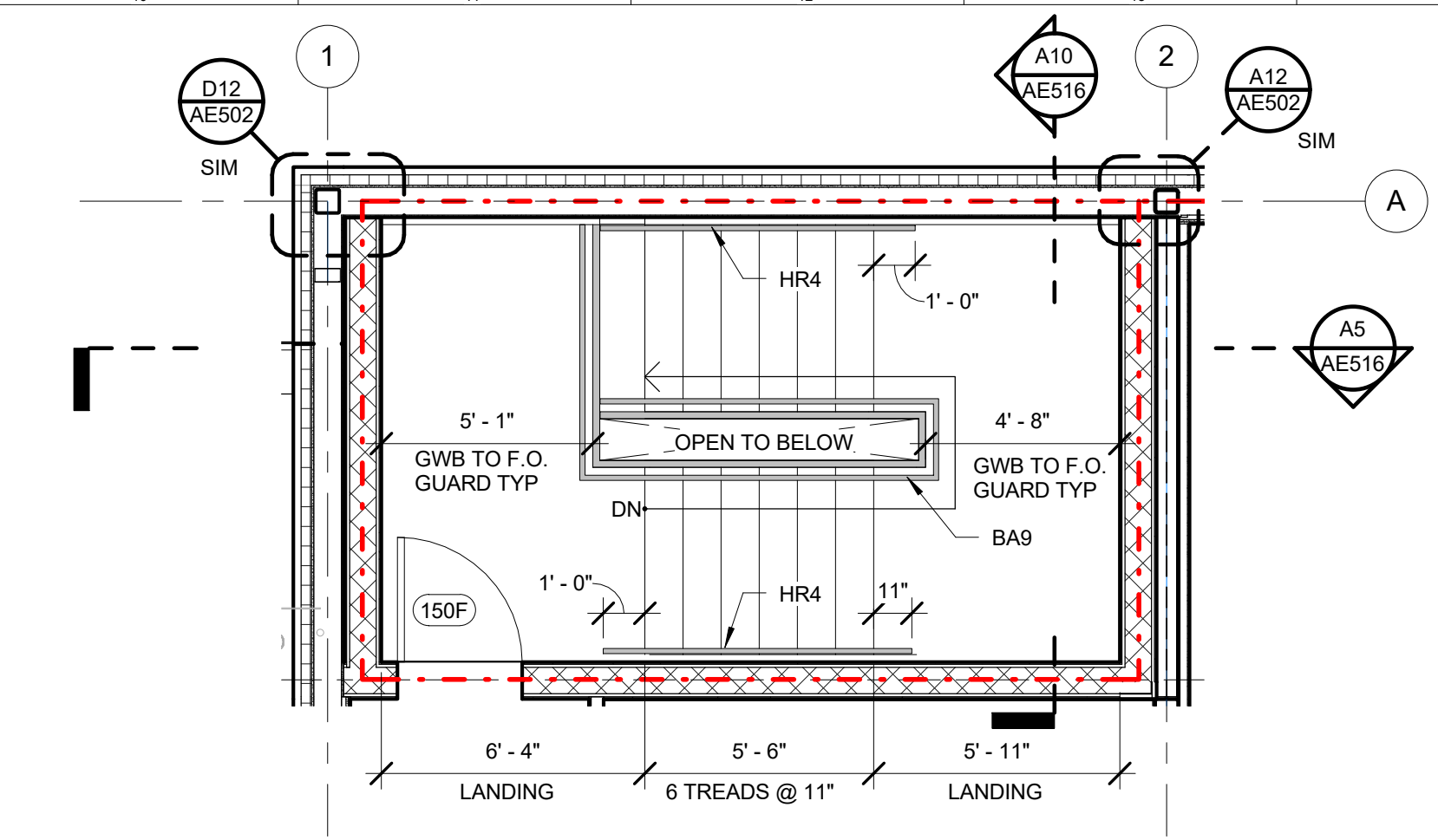
A1 150 - STAIR - BASEMENT PLAN
1/4" = 1'-0"



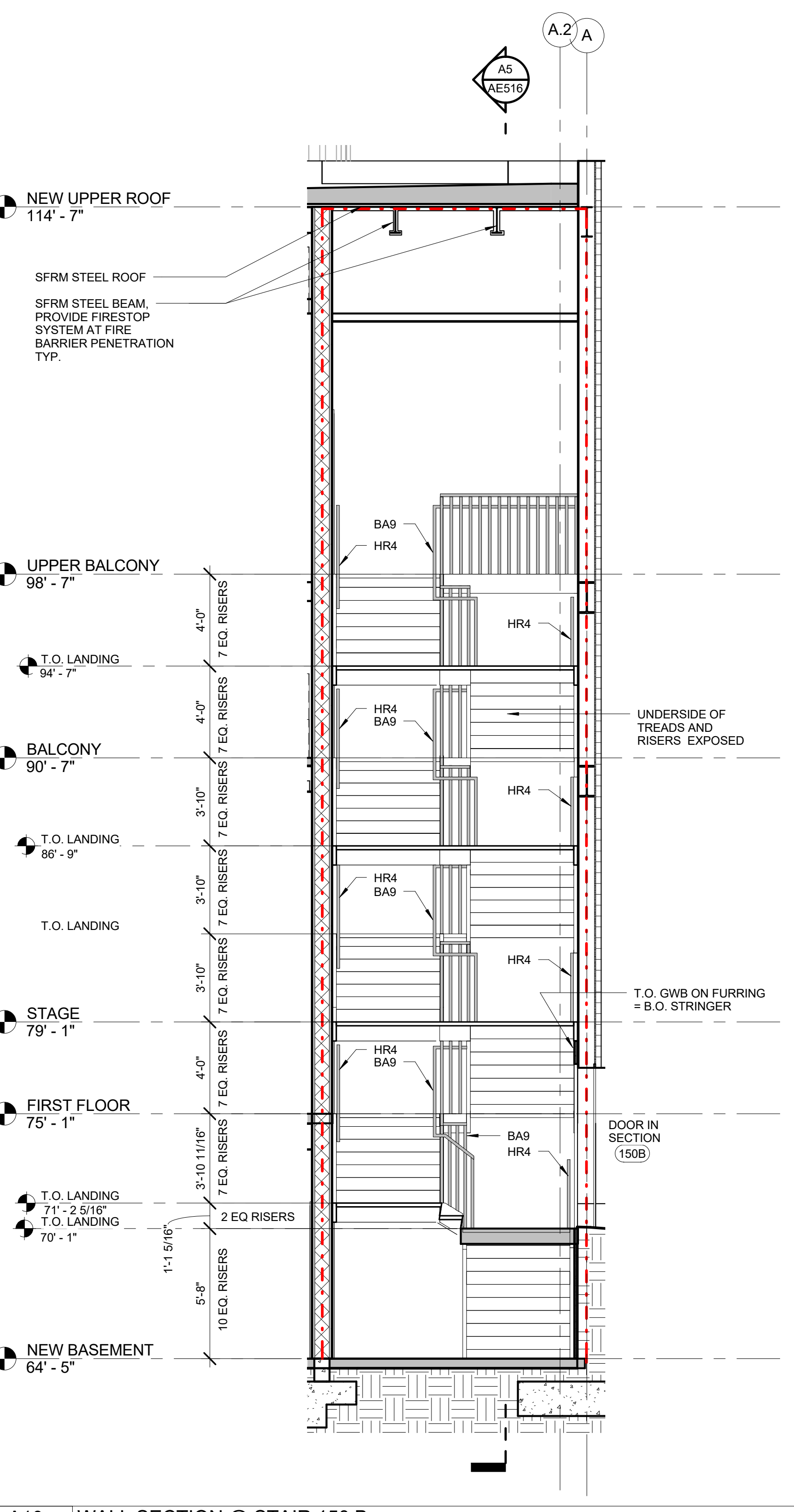
K5 150 - STAIR - BALCONY PLAN
1/4" = 1'-0"



A5 LONG SECTION 1 @ STAIR 150 A
1/4" = 1'-0"



K10 150 - STAIR - UPPER BALCONY PLAN
1/4" = 1'-0"



A10 WALL SECTION @ STAIR 150 B
1/4" = 1'-0"

WALL LEGEND:
NEW WALL
EXISTING WALL TO REMAIN

GENERAL NOTES:

1. ALL WALL PARTITION TYPES ARE M4 UNLESS NOTED OTHERWISE. SEE SHEET AE603 & AE604 FOR PARTITION TYPES.
2. REFER TO G1002 SHEET FOR ALL ABBREVIATIONS AND SYMBOLS.
3. REFER TO ALL DRAWINGS INCLUDING ARCHITECTURAL, CIVIL, STRUCTURAL, MECHANICAL, PLUMBING, AND ELECTRICAL DRAWINGS FOR ADDITIONAL GENERAL NOTES, ABBREVIATIONS, AND SYMBOLS.
4. VERIFY ALL EQUIPMENT OPENINGS & RECOMMENDATIONS. LOCATION AND SIZES SHOWN ARE FOR INTENT PURPOSES ONLY. ADJUST ROUGH OPENINGS AND LOCATIONS AS REQUIRED PER ACTUAL EQUIPMENT.
5. G.C. TO PROVIDE & INSTALL ALL IN-WALL OR IN-CEILING BLOCKING / BRACING AS REQUIRED FOR ALL MILLWORK ITEMS, EQUIPMENT, SHELVING, AND ACCESSORIES WHETHER ITEMS ARE BY G.C. OR OTHERS COORDINATE WITH OWNER.
6. G.C. SHALL BE RESPONSIBLE FOR LAYING OUT THE SPACE PRIOR TO COMMENCING WORK AND SHALL NOTIFY THE ARCHITECT AND OWNER OF ANY DISCREPANCIES.
7. ALL CONCRETE MASONRY UNITS AND MORTAR TO INCLUDE AN INTEGRAL WATER REPELLENT.
8. ALL EXTERIOR DIMENSIONS ARE TO FACE STUD AND / OR FACE OF FOUNDATION AND MASONRY UNLESS SPECIFICALLY NOTED OTHERWISE.
9. ALL INTERIOR DIMENSIONS SHOWN ARE TO FACE OF FRAMING UNLESS SPECIFICALLY NOTED OTHERWISE.
10. REFER TO SHEET G1003-005 FOR CODE COMPLIANCE PLAN, CODE REFERENCE INFORMATION AND FIRE RATED PARTITIONS AND SPACES. ALL MECHANICAL, ELECTRICAL, SPRINKLER AND PLUMBING PENETRATIONS THROUGH FIRE RATED CONSTRUCTION SHALL BE SLEEVED, FIRE SAFED AND / OR HAVE FIRE DAMPERS EQUIVALENT TO THE HOURLY FIRE RATING OF THE CONSTRUCTION.
11. ALL DRAWINGS ARE OF EQUAL IMPORTANCE IN DEFINING THE WORK OF THE CONTRACT DOCUMENTS. CONTRACTORS SHALL REVIEW ALL DRAWINGS BEFORE THE INSTALLATION OF THEIR WORK. SHOULD THERE BE A DISCREPANCY WITHIN AND BETWEEN THE DRAWINGS THAT WOULD CAUSE AN AWKWARD OR IMPROPER INSTALLATION NOTIFY ARCHITECT FOR CLARIFICATION PRIOR TO INSTALLATION OF SAID WORK. ANY WORK INSTALLED IN CONFLICT WITH THE ARCHITECTURAL DRAWINGS SHALL BE CORRECTED BY CONTRACTOR AT THEIR EXPENSE AND AT NO ADDITIONAL COST TO THE OWNER OR ARCHITECT.
12. DO NOT SCALE DRAWINGS. THE DRAWINGS ARE NOT NECESSARILY TO SCALE - USE GIVEN DIMENSIONS. CONTRACTOR SHALL VERIFY ALL CONDITIONS AND DIMENSIONS AT THE JOB SITE PRIOR TO THE START OF CONSTRUCTION. IF DISCREPANCIES ARE FOUND, NOTIFY ARCHITECT FOR CLARIFICATION BEFORE COMMENCING THE WORK.
13. DETAILS NOT SHOWN ARE SIMILAR IN CHARACTER TO THOSE SHOWN. WHERE SPECIFIC DIMENSIONS, DETAILS, OR DESIGN INTENT CANNOT BE DETERMINED CONSULT ARCHITECT BEFORE PROCEEDING WITH THE WORK.
14. ALL PITCHED FLOOR AREAS SHOWN WITH PITCH LINES SHALL SLOPE AT 1/4" PER FOOT UNLESS OTHERWISE NOTED. PROVIDE A SLAB DEPRESSION AT ALL FLOOR DRAINS WHERE PITCH LINES ARE NOT SHOWN ON PLAN.
15. FINISH FLOOR ELEVATIONS ARE TO TOP OF CONCRETE, UNLESS OTHERWISE NOTED.
16. INSTALL ALL RECESSED CABINETS, PANELS, BOXES LOCATED IN FIRE-RATED PARTITIONS TO MAINTAIN THE FIRE-RATED CONSTRUCTION.
17. REFER TO MECHANICAL AND ELECTRICAL DRAWINGS FOR ALL MECHANICAL AND ELECTRICAL EQUIPMENT SUPPORTS, BOLT SETTING TEMPLATES, ISOLATIONS, SPRING ISOLATION, ETC. NOT SHOWN ON THE DRAWINGS.
18. OWNER FURNISHED ITEMS THE G.C. SHALL COORDINATE AND PROVIDE ELECTRICAL, PLUMBING, AND MECHANICAL CONNECTIONS FOR ALL EQUIPMENT.

KEYPLAN

0 ISSUED FOR CONSTRUCTION 06 JUNE 2016

REV.	DESCRIPTION	DATE
0	ISSUED FOR CONSTRUCTION	06 JUNE 2016

WBRCA ARCHITECTS ENGINEERS
WWW.WBRCA.COM
BANGOR, MAINE 207-947-4511
PORTLAND, MAINE 207-528-4511
SARASOTA, FLORIDA 941-556-0757

ASYLUM

STAIR 150 SECTIONS & PLANS

AE516

6/17/2016 8:44:10 AM
C:\Users\jocelyn.booth\Documents\407110 - ASYLUM DANCE CLUB - ARCH - JOCELYN.BOOTHE.rvt