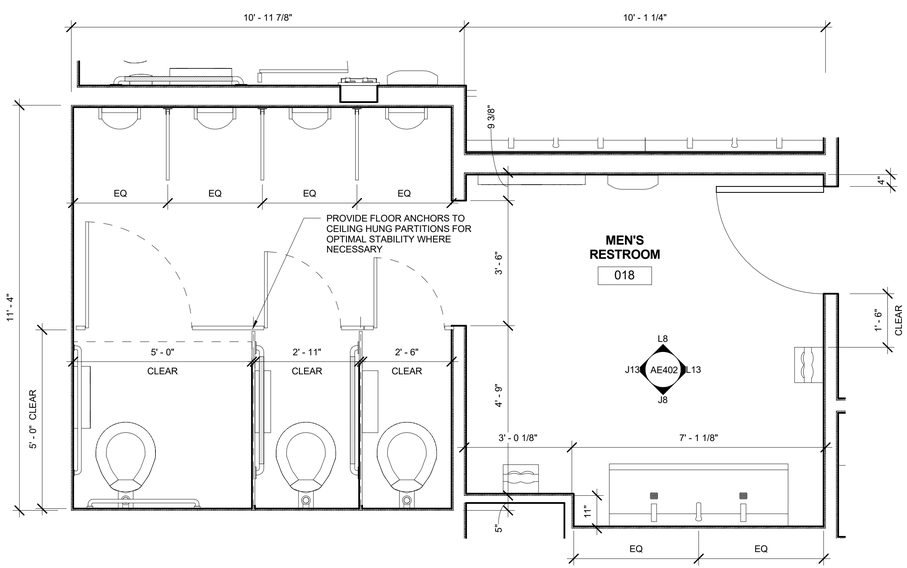

J1	018 - MENS RESTROOM
1/2" = 1'-0"	

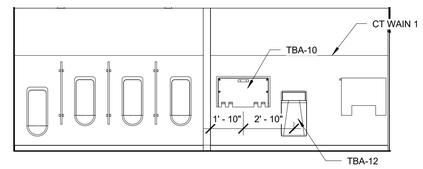

L8	018 - MENS RESTROOM - NORTH
1/4" = 1'-0"	

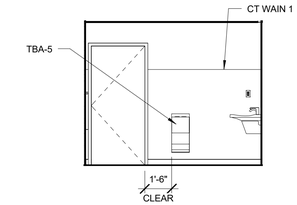

L13	018 - MENS RESTROOM - EAST
1/4" = 1'-0"	

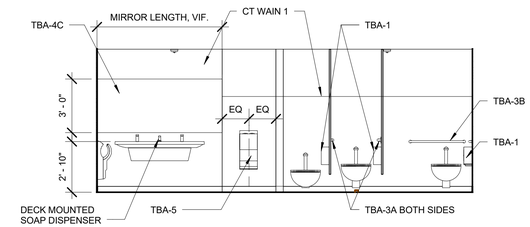

J8	018 - MENS RESTROOM - SOUTH
1/4" = 1'-0"	

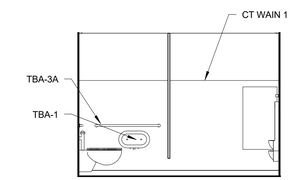

J13	018 - MENS RESTROOM - WEST
1/4" = 1'-0"	

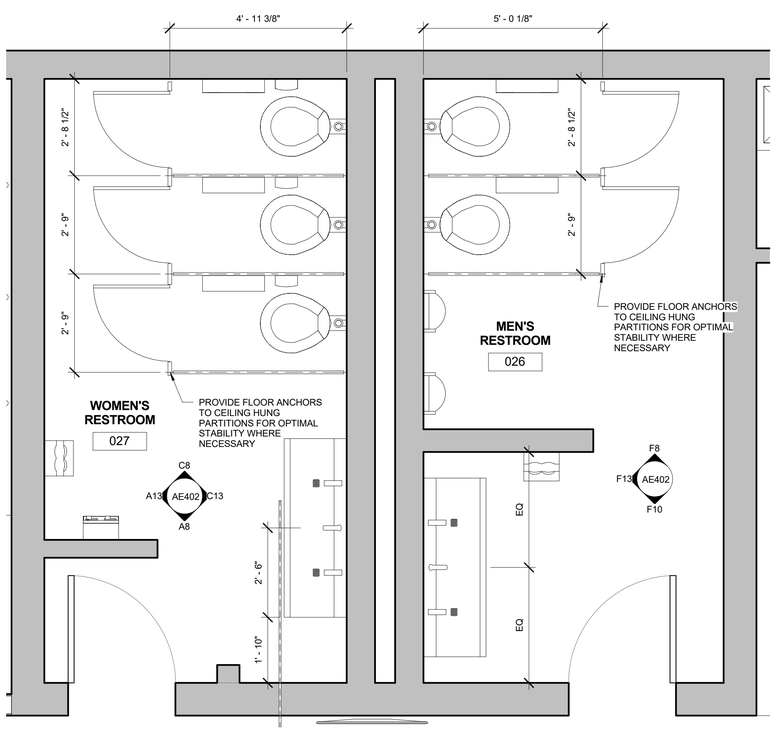

A1	026 & 027 RESTROOMS
1/2" = 1'-0"	

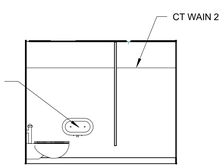

F8	026 - MENS RESTROOM - NORTH
1/4" = 1'-0"	

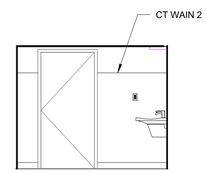

F10	026 - MENS RESTROOM - SOUTH
1/4" = 1'-0"	

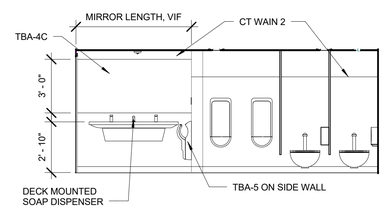

F13	026 - MENS RESTROOM - WEST
1/4" = 1'-0"	

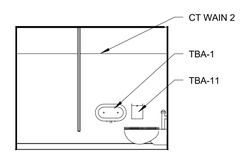

C8	027 - WOMENS RESTROOM - NORTH
1/4" = 1'-0"	

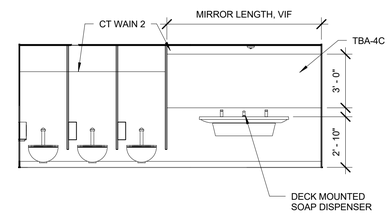

C13	027 - WOMENS RESTROOM - EAST
1/4" = 1'-0"	

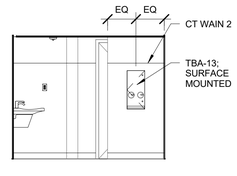

A8	027 - WOMENS RESTROOM - SOUTH
1/4" = 1'-0"	

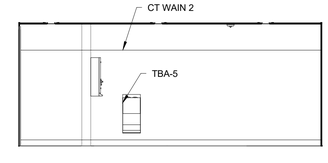

A13	027 - WOMENS RESTROOM - WEST
1/4" = 1'-0"	

GENERAL INTERIOR ELEVATION NOTES:

1. REFER TO ARCHITECTURAL ABBREVIATIONS ON SHEET GI002 FOR ALL ABBREVIATIONS.

2. REFER TO H1/AE401 FOR TYPICAL TOILET AND BATH ACCESSORIES (TBA) LEGEND AND MOUNTING HEIGHT INFORMATION.

3. G.C. SHALL PROVIDE AND INSTALL BLOCKING STIFFENERS, BACKING PLATES AND SUPPORTING CASEWORK (BOTH CONTRACTORE AND OWNER SUPPLIED), TOILET ACCESSORIES, VISUAL DISPLAY UNITS AND MISCELLANEOUS EQUIPMENT WHETHER SUCH SUPPORTS ARE SHOWN OR NOT. G.C. TO COORDINATE BLOCKING REQUIREMENTS OF OWNER SUPPLIED ITEMS WITH THE OWNER.

4. REFER TO AE601 FOR ALL DOOR TYPES, STYLE AND FRAME STYLES.

5. ALL EQUIPMENT, CASEWORK, ETC. TO BE CS/CI, UNO.

6: REVER TO DIVISION 6 SPECIFICATION FOR DETAILED INFORMATION RELATED TO MILLWORK WOOD CABINETS, UNO.

7. "CJ" DENOTES GWB CONTROL JOINT LOCATIONS.

8. REFER TO FINISH PLANS FOR CORNER GUARD LOCATIONS.

9. REFER TO FINISH PLANS AND SCHEDULES FOR COUNTERTOP MATERIAL.

10. REFER TO AE405 FOR CT TILE PATTERNS.

11. VERIFY ALL TOILET PARTITION DIMENSIONS IN THE FIELD BEFORE FABRICATION.

REV.	DESCRIPTION	DATE
0	ISSUED FOR CONSTRUCTION	06 JUNE 2016

PROJECT NORTH

CERTIFIED INTERIOR DESIGNER Allyson R. Wyand CID4270 STATE OF MAINE

WBRC
ARCHITECTS ENGINEERS
WWW.WBRCAE.COM
BANGOR, MAINE 207-947-4511
PORTLAND, MAINE 207-828-4511
SARASOTA, FLORIDA 941-556-0757

PROJECT: ASYLUM

SHEET TITLE: ENLARGED RESTROOM PLANS & ELEVATIONS

WBRC CAD FILE: C:\Users\jocelyn.boothe\Documents\407110 - ASYLUM DANCE CLUB - ARCH_jocelyn.boothe.rvt

PROJECT No: 4071.10

SCALE: As indicated

PROJECT MANAGER: JRB

DRAWN BY: ARW

CHECKED BY: JLR

GRAPHIC SCALE: 0" 1"

SHEET No. AE402

© COPYRIGHT 2007-2009

6/7/2016 8:38:13 AM
C:\Users\jocelyn.boothe\Documents\407110 - ASYLUM DANCE CLUB - ARCH_jocelyn.boothe.rvt
11/12/15