DOOR GENERAL NOTES

1. ALL EXTERIOR AND VESTIBULE DOORS TO BE WEATHERSTRIPPED
2. UNLESS OTHERWISE NOTED BY OWNER'S CONVENIENCE OR ADA COMPLIANCE, ALL OPERATING TRIM TO BE POSITIONED 42" OFF FIN. FLOOR
3. ALL FIRE RATED DOORS MUST BE SELF-LATCHING AND BE EQUIPPED WITH CLOSERS
4. FRAMES TO BE INSULATED WHERE DOORS ARE INDICATED AS INSULATED

DOOR SCHEDULE

DOOR								FRAME						GENERAL			
		SIZE									DETAILS						
DOOR NO.	TYPE	WIDTH	HEIGHT		MATERIAL	FINISH	INSULATED	TYPE	MATERIAL	THRESHOLD	HEAD	JAMB	SILL	CLOSER	FIRE RATING	HARDWARE	HARDWARE KEY 1. - MORTISE LOCK SET, CLOSER 2. - LEVER PULL, CLOSER 2a. - MORTISE LOCK SET, PANIC BAR, CLOSER 3. - LOCK SET, CLOSER 4. - PRIVACY SET 5. - LEVER PULL 6. - STOREROOM FUNCTION, LOCK ONE SIDE
001	A	3'-0"	6'-10"	1 3/4"	WD	-	Y	1	WD	-	-	-		-	-	-	FIXED DOOR PANEL DIVIDED LITE
002	A	3'-0"	6'-10"	1 3/4"	WD	-	Y	1	WD	-	-	-		-	-	-	FIXED DOOR PANEL DIVIDED LITE
003	B	3'-0"	7'-0"	1 3/4"	WD	-	-	1	WD	-	-	-	-	Y	60	LP	ADA COMPLIANT HARDWARE
004	B	3'-0"	7'-0"	1 3/4"	WD	-	-	1	WD	-	-	-	-	Y	60	LP	ADA COMPLIANT HARDWARE
005	B	2'-10"	7'-0"	1 3/4"	WD	-	-	1	WD	-	-	-	-	Y	60	LP	ADA COMPLIANT HARDWARE
006	B	3'-0"	7'-0"	1 3/4"	WD	-	-	1	WD	-	-	-	-	Y	60	LP	ADA COMPLIANT HARDWARE
007															60		EXISTING DOOR MADE 1 HOUR FIRE RATED
008	B	3'-0"	7'-0"	1 3/4"	WD	-	-	1	WD	-	-	-	-	Y	60	LP	ADA COMPLIANT HARDWARE
009	B	2'-10"	7'-0"	1 3/4"	WD	-	-	1	WD	-	-	-		Y	60	LP,PS	ADA COMPLIANT HARDWARE AND SIGNAGE
010	A	2'-6"	6'-10"	1 3/4"	WD	-	Y	1	WD	-	-	-		-	-	-	FIXED DOOR PANEL DIVIDED LITE

WINDOW SCHEDULE

KEY	ACTION	ROUGH OPENING (WxH) VIF	R.O. HEAD HEIGHT FROM SUB FLOOR	DETAILS			MATERIAL	FINISH	FOR TEMPERED GLASS LOCATIONS SEE WINODW ELEVATION TYPES ALL OPERABLE WINDOWS TO HAVE SCREENS REMARKS
				HEAD	JAMB	SILL			
A	DH	2'-8"X5'-6"	7'-0"	-	-	-	-	-	NEW CONSTRUCTION, 2-2'-8"x5'-6" with mull 2x mull reinforcement
B	AW	3'-4"x2'-8"	-	-	-	-	-	-	NEW CONSTRUCTION
		UNIT SIZE (WxH) VIF	EXISTING WINDOWS TO BE REPLACED						
C	-	1'-8"x4'-0"	-	-	-	-	-	-	-
D	-	1'-8"x2'-07/8"	-	-	-	-	-	-	-
E	-	1'-8"x3'-0"	-	-	-	-	-	-	-
F	-	1'-4" x 1'-8"	-	-	-	-	-	-	LOUVER
G	CS	3'-4" x 4'-0"	-	-	-	-	-	-	
H	-	3'-4" x 2'-8"	-	-	-	-	-	-	

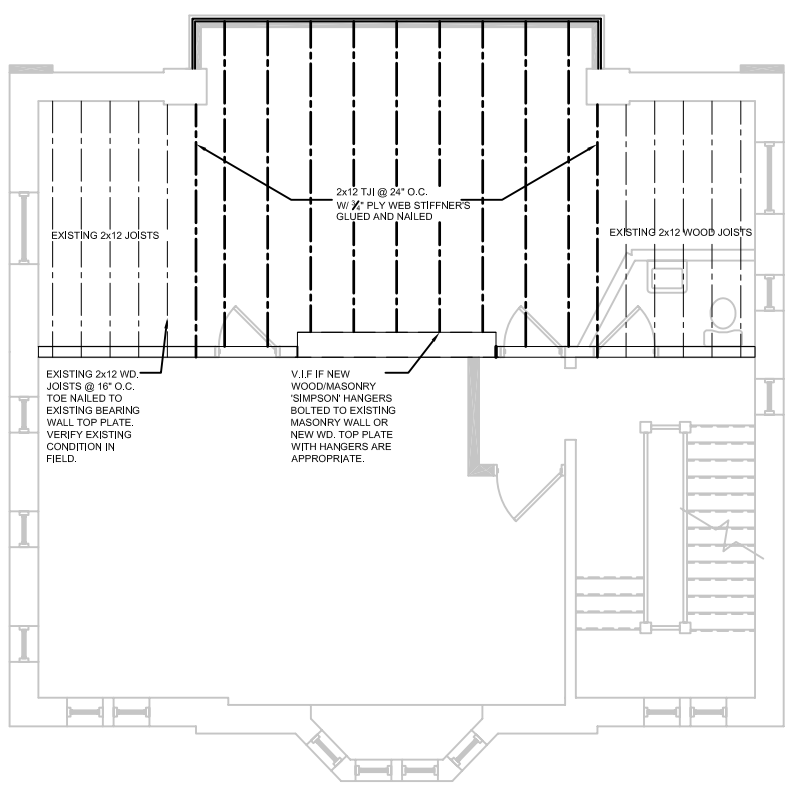

3 PROPOSED SECOND FLOOR FRAMING PLAN
1/4"=1'-0"

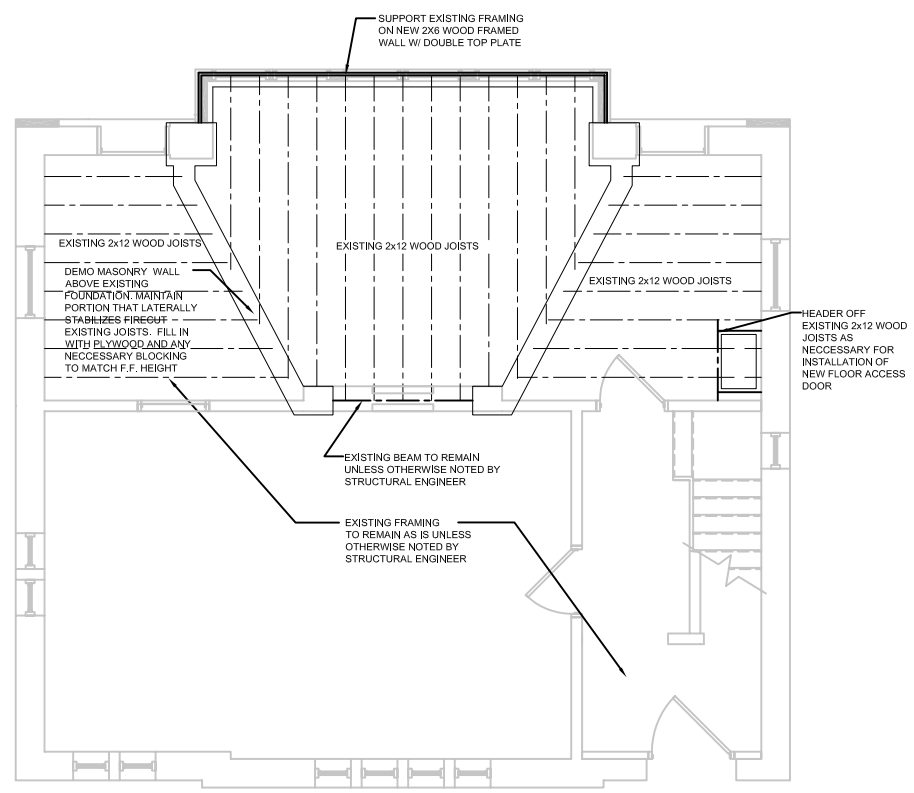

2 PROPOSED FIRST FLOOR FRAMING PLAN
1/4"=1'-0"

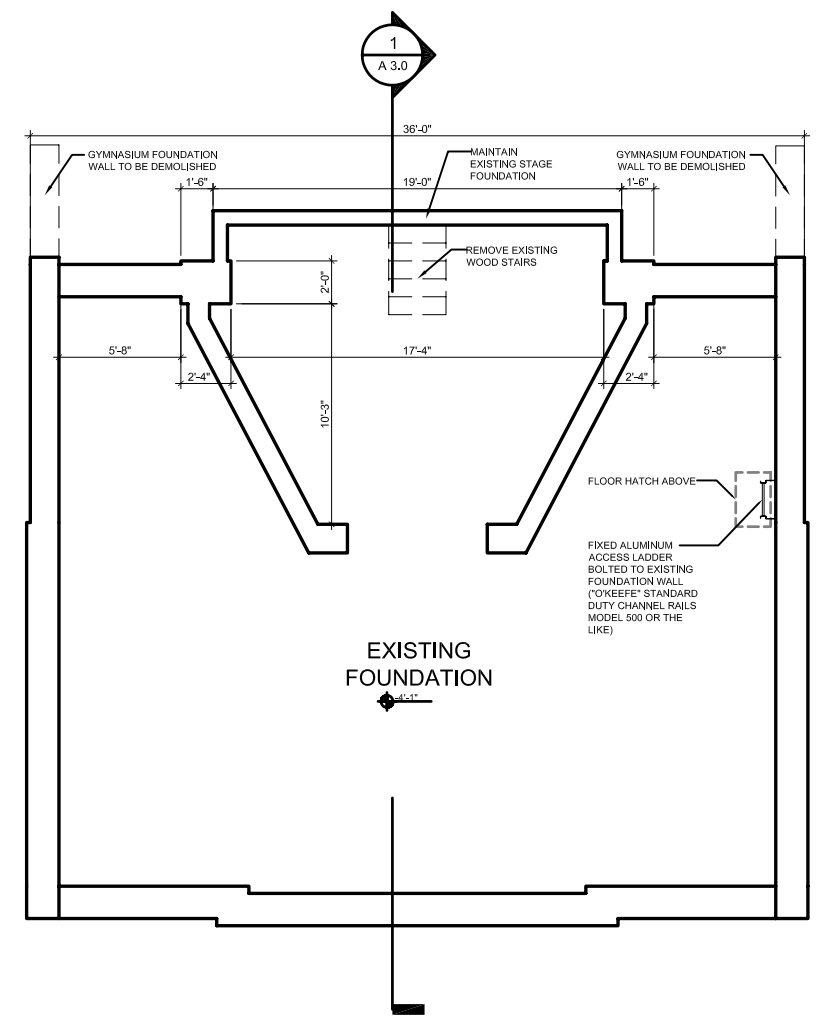

1 EXISTING FOUNDATION PLAN
1/4"=1'-0"

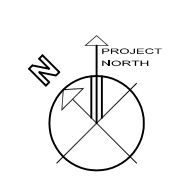

REGISTERED ARCHITECT
T. SCOTT TEAS
No. 802
STATE OF MAINE

© 2005 TFH ARCHITECTS

CHESTNUT STREET CHAPEL

CHESTNUT STREET LLC.
PORTLAND, MAINE

TFH ARCHITECTS
100 COMMERCIAL STREET
PORTLAND MAINE 04101
TELEPHONE 207 775 6141
ARCHITECTURE PLANNING

CONSULTANTS:

REVISIONS:

DATE: 09 FEBRUARY 2006
PROJECT No. 0422
DRAWN BY: NJP
CHECKED BY:
SCALE: AS SHOWN

SHEET TITLE:
FOUNDATION PLAN
1ST & 2ND FLOOR
FRAMING PLAN
WINDOW &
DOOR SCHEDULE

A1.1