

**FOODSERVICE EQUIPMENT SCHEDULE**

| NO. | DESCRIPTION               | MANUFACTURER | MODEL | QUANTITY |         |          | UNIT            | MATERIAL | REMARKS |
|-----|---------------------------|--------------|-------|----------|---------|----------|-----------------|----------|---------|
|     |                           |              |       | REQ'D    | ON HAND | ON ORDER |                 |          |         |
| 1   | 4-1/2" DIA. ROUND TABLE   |              | 4800  |          |         | 1        | STAINLESS STEEL |          |         |
| 2   | 6-1/2" DIA. ROUND TABLE   |              | 3000  |          |         | 1        | STAINLESS STEEL |          |         |
| 3   | 8-1/2" DIA. ROUND TABLE   |              | 2400  |          |         | 1        | STAINLESS STEEL |          |         |
| 4   | 10-1/2" DIA. ROUND TABLE  |              | 1800  |          |         | 1        | STAINLESS STEEL |          |         |
| 5   | 12-1/2" DIA. ROUND TABLE  |              | 1200  |          |         | 1        | STAINLESS STEEL |          |         |
| 6   | 14-1/2" DIA. ROUND TABLE  |              | 600   |          |         | 1        | STAINLESS STEEL |          |         |
| 7   | 16-1/2" DIA. ROUND TABLE  |              | 300   |          |         | 1        | STAINLESS STEEL |          |         |
| 8   | 18-1/2" DIA. ROUND TABLE  |              | 150   |          |         | 1        | STAINLESS STEEL |          |         |
| 9   | 20-1/2" DIA. ROUND TABLE  |              | 75    |          |         | 1        | STAINLESS STEEL |          |         |
| 10  | 22-1/2" DIA. ROUND TABLE  |              | 37    |          |         | 1        | STAINLESS STEEL |          |         |
| 11  | 24-1/2" DIA. ROUND TABLE  |              | 18    |          |         | 1        | STAINLESS STEEL |          |         |
| 12  | 26-1/2" DIA. ROUND TABLE  |              | 9     |          |         | 1        | STAINLESS STEEL |          |         |
| 13  | 28-1/2" DIA. ROUND TABLE  |              | 4     |          |         | 1        | STAINLESS STEEL |          |         |
| 14  | 30-1/2" DIA. ROUND TABLE  |              | 2     |          |         | 1        | STAINLESS STEEL |          |         |
| 15  | 32-1/2" DIA. ROUND TABLE  |              | 1     |          |         | 1        | STAINLESS STEEL |          |         |
| 16  | 34-1/2" DIA. ROUND TABLE  |              | 1     |          |         | 1        | STAINLESS STEEL |          |         |
| 17  | 36-1/2" DIA. ROUND TABLE  |              | 1     |          |         | 1        | STAINLESS STEEL |          |         |
| 18  | 38-1/2" DIA. ROUND TABLE  |              | 1     |          |         | 1        | STAINLESS STEEL |          |         |
| 19  | 40-1/2" DIA. ROUND TABLE  |              | 1     |          |         | 1        | STAINLESS STEEL |          |         |
| 20  | 42-1/2" DIA. ROUND TABLE  |              | 1     |          |         | 1        | STAINLESS STEEL |          |         |
| 21  | 44-1/2" DIA. ROUND TABLE  |              | 1     |          |         | 1        | STAINLESS STEEL |          |         |
| 22  | 46-1/2" DIA. ROUND TABLE  |              | 1     |          |         | 1        | STAINLESS STEEL |          |         |
| 23  | 48-1/2" DIA. ROUND TABLE  |              | 1     |          |         | 1        | STAINLESS STEEL |          |         |
| 24  | 50-1/2" DIA. ROUND TABLE  |              | 1     |          |         | 1        | STAINLESS STEEL |          |         |
| 25  | 52-1/2" DIA. ROUND TABLE  |              | 1     |          |         | 1        | STAINLESS STEEL |          |         |
| 26  | 54-1/2" DIA. ROUND TABLE  |              | 1     |          |         | 1        | STAINLESS STEEL |          |         |
| 27  | 56-1/2" DIA. ROUND TABLE  |              | 1     |          |         | 1        | STAINLESS STEEL |          |         |
| 28  | 58-1/2" DIA. ROUND TABLE  |              | 1     |          |         | 1        | STAINLESS STEEL |          |         |
| 29  | 60-1/2" DIA. ROUND TABLE  |              | 1     |          |         | 1        | STAINLESS STEEL |          |         |
| 30  | 62-1/2" DIA. ROUND TABLE  |              | 1     |          |         | 1        | STAINLESS STEEL |          |         |
| 31  | 64-1/2" DIA. ROUND TABLE  |              | 1     |          |         | 1        | STAINLESS STEEL |          |         |
| 32  | 66-1/2" DIA. ROUND TABLE  |              | 1     |          |         | 1        | STAINLESS STEEL |          |         |
| 33  | 68-1/2" DIA. ROUND TABLE  |              | 1     |          |         | 1        | STAINLESS STEEL |          |         |
| 34  | 70-1/2" DIA. ROUND TABLE  |              | 1     |          |         | 1        | STAINLESS STEEL |          |         |
| 35  | 72-1/2" DIA. ROUND TABLE  |              | 1     |          |         | 1        | STAINLESS STEEL |          |         |
| 36  | 74-1/2" DIA. ROUND TABLE  |              | 1     |          |         | 1        | STAINLESS STEEL |          |         |
| 37  | 76-1/2" DIA. ROUND TABLE  |              | 1     |          |         | 1        | STAINLESS STEEL |          |         |
| 38  | 78-1/2" DIA. ROUND TABLE  |              | 1     |          |         | 1        | STAINLESS STEEL |          |         |
| 39  | 80-1/2" DIA. ROUND TABLE  |              | 1     |          |         | 1        | STAINLESS STEEL |          |         |
| 40  | 82-1/2" DIA. ROUND TABLE  |              | 1     |          |         | 1        | STAINLESS STEEL |          |         |
| 41  | 84-1/2" DIA. ROUND TABLE  |              | 1     |          |         | 1        | STAINLESS STEEL |          |         |
| 42  | 86-1/2" DIA. ROUND TABLE  |              | 1     |          |         | 1        | STAINLESS STEEL |          |         |
| 43  | 88-1/2" DIA. ROUND TABLE  |              | 1     |          |         | 1        | STAINLESS STEEL |          |         |
| 44  | 90-1/2" DIA. ROUND TABLE  |              | 1     |          |         | 1        | STAINLESS STEEL |          |         |
| 45  | 92-1/2" DIA. ROUND TABLE  |              | 1     |          |         | 1        | STAINLESS STEEL |          |         |
| 46  | 94-1/2" DIA. ROUND TABLE  |              | 1     |          |         | 1        | STAINLESS STEEL |          |         |
| 47  | 96-1/2" DIA. ROUND TABLE  |              | 1     |          |         | 1        | STAINLESS STEEL |          |         |
| 48  | 98-1/2" DIA. ROUND TABLE  |              | 1     |          |         | 1        | STAINLESS STEEL |          |         |
| 49  | 100-1/2" DIA. ROUND TABLE |              | 1     |          |         | 1        | STAINLESS STEEL |          |         |
| 50  | 102-1/2" DIA. ROUND TABLE |              | 1     |          |         | 1        | STAINLESS STEEL |          |         |

X - NOT FINISHED BY PERMAN



Foodservice & Interior Design  
200 Collins Street  
Snohomish, WA 98296  
Phone: 800-456-2388  
Fax: 509-761-2002  
WWW.TRI-MARK.COM

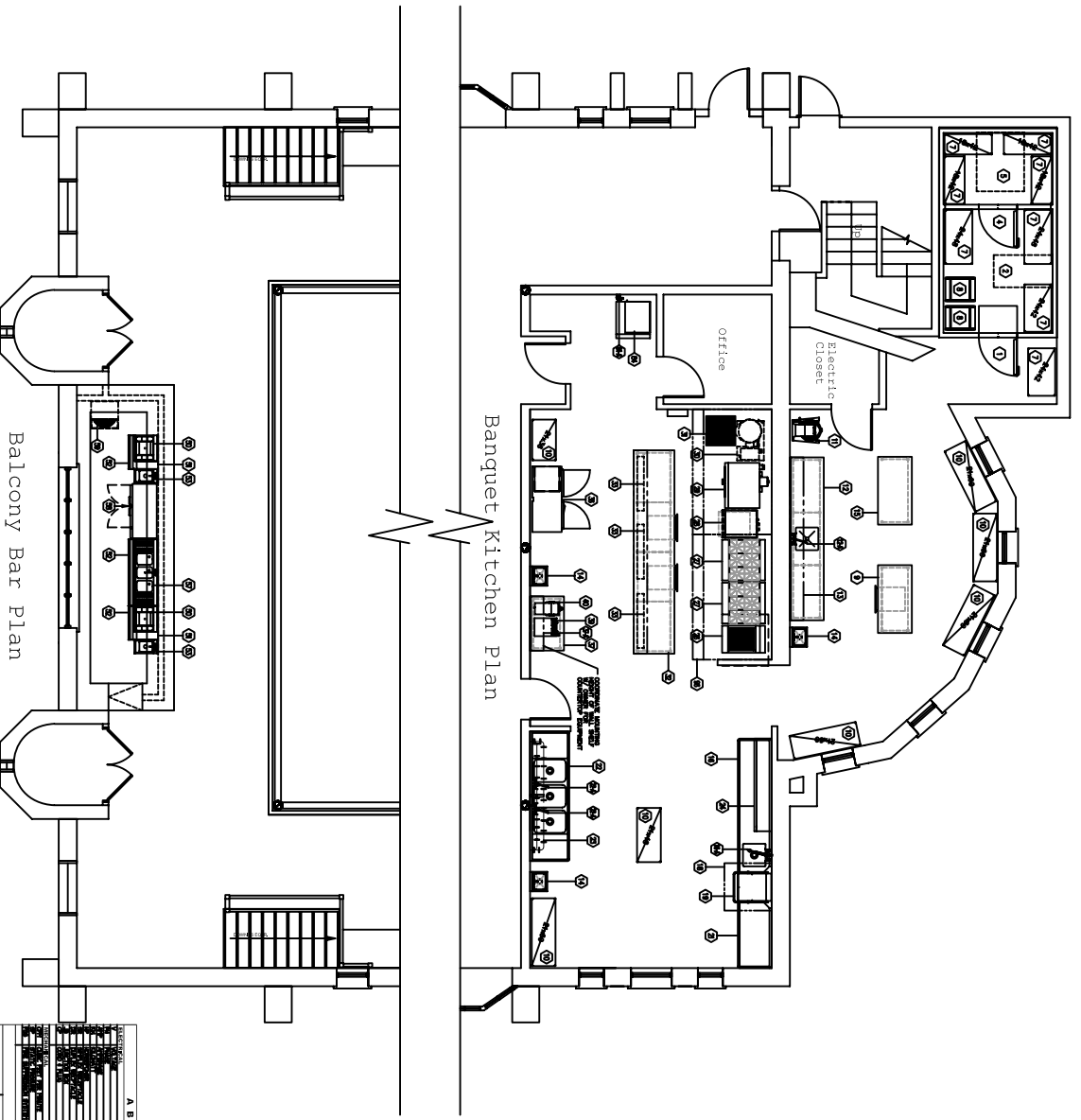
GRACE RESTAURANT  
CHESTNUT STREET  
PORTLAND, ME  
ISSUES  
ISSUE DATE DESCRIPTION OF ISSUE BY  
A 2000-01-20

APPROVAL  
 APPROVED AS SUBMITTED  
 APPROVED AS NOTED  
 NOT APPROVED/RESUBMIT

**FOODSERVICE EQUIPMENT PLAN**  
**K101**

FRONT SHEET  
REV. 1  
DATE 09-01-18  
SHEET NO. 1 OF 1  
CONTRACT NO. 174-01-10-1

# FOODSERVICE PLAN RESTAURANT & BAR LAYOUT



**SPECIAL NOTE**

THIS PLAN SET HAS BEEN ISSUED FOR TO FACILITATE APPROVAL OF THE PLAN SET BY THE CITY OF PORTLAND. THE DESIGNER HAS NO RESPONSIBILITY IN THE EVENT DISCREPANCIES DEVELOP BETWEEN FINISHED EQUIPMENT CONTRACT & ELECTRICAL, PLUMBING, MECHANICAL, AND BUILDING CONDITIONS AS SPECIFIED WITHIN THIS PLAN SET.

| ABBREVIATIONS KEY |       | TRADES KEY |            |
|-------------------|-------|------------|------------|
| 1                 | STAIR | 1          | MECHANICAL |
| 2                 | STAIR | 2          | ELECTRICAL |
| 3                 | STAIR | 3          | PLUMBING   |
| 4                 | STAIR | 4          | MECHANICAL |
| 5                 | STAIR | 5          | ELECTRICAL |
| 6                 | STAIR | 6          | PLUMBING   |
| 7                 | STAIR | 7          | MECHANICAL |
| 8                 | STAIR | 8          | ELECTRICAL |
| 9                 | STAIR | 9          | PLUMBING   |
| 10                | STAIR | 10         | MECHANICAL |
| 11                | STAIR | 11         | ELECTRICAL |
| 12                | STAIR | 12         | PLUMBING   |
| 13                | STAIR | 13         | MECHANICAL |
| 14                | STAIR | 14         | ELECTRICAL |
| 15                | STAIR | 15         | PLUMBING   |

**TriMark United East**  
Foodservice Design, Equipment and Supplies

Foodservice & Interior Design

505 GORHAM STREET  
SUITE 100  
PORTLAND, ME 04102  
PHONE: 850-556-2388  
FAX: 505-761-2602

WWW.TRIMARKDESIGN.COM

This Drawing is the sole property of TriMark United East and is not to be reproduced, copied, or used in any way without the express written consent of TriMark United East. TriMark United East is not responsible for any errors or omissions in this drawing. TriMark United East is not responsible for any conditions or circumstances that may arise from the use of this drawing.

**GRACE RESTAURANT**  
CHESTNUT STREET  
PORTLAND, ME

| ISSUES | DESCRIPTION OF ISSUE | BY       | DATE |
|--------|----------------------|----------|------|
| 1      | ISSUE                | DESIGNER | DATE |
| 2      | ISSUE                | DESIGNER | DATE |
| 3      | ISSUE                | DESIGNER | DATE |
| 4      | ISSUE                | DESIGNER | DATE |
| 5      | ISSUE                | DESIGNER | DATE |
| 6      | ISSUE                | DESIGNER | DATE |
| 7      | ISSUE                | DESIGNER | DATE |
| 8      | ISSUE                | DESIGNER | DATE |
| 9      | ISSUE                | DESIGNER | DATE |
| 10     | ISSUE                | DESIGNER | DATE |
| 11     | ISSUE                | DESIGNER | DATE |
| 12     | ISSUE                | DESIGNER | DATE |
| 13     | ISSUE                | DESIGNER | DATE |
| 14     | ISSUE                | DESIGNER | DATE |
| 15     | ISSUE                | DESIGNER | DATE |

**APPROVAL**

APPROVED AS SUBMITTED

APPROVED AS NOTED

NOT APPROVED/RESUBMIT

DATE: \_\_\_\_\_

**GENERAL NOTES**

**A** THE CONTRACTOR SHALL BE RESPONSIBLE FOR OBTAINING ALL NECESSARY PERMITS AND APPROVALS FROM THE CITY OF PORTLAND AND THE STATE OF MAINE. THE CONTRACTOR SHALL BE RESPONSIBLE FOR OBTAINING ALL NECESSARY PERMITS AND APPROVALS FROM THE CITY OF PORTLAND AND THE STATE OF MAINE. THE CONTRACTOR SHALL BE RESPONSIBLE FOR OBTAINING ALL NECESSARY PERMITS AND APPROVALS FROM THE CITY OF PORTLAND AND THE STATE OF MAINE.

**B** THE CONTRACTOR SHALL BE RESPONSIBLE FOR OBTAINING ALL NECESSARY PERMITS AND APPROVALS FROM THE CITY OF PORTLAND AND THE STATE OF MAINE. THE CONTRACTOR SHALL BE RESPONSIBLE FOR OBTAINING ALL NECESSARY PERMITS AND APPROVALS FROM THE CITY OF PORTLAND AND THE STATE OF MAINE. THE CONTRACTOR SHALL BE RESPONSIBLE FOR OBTAINING ALL NECESSARY PERMITS AND APPROVALS FROM THE CITY OF PORTLAND AND THE STATE OF MAINE.

**C** THE CONTRACTOR SHALL BE RESPONSIBLE FOR OBTAINING ALL NECESSARY PERMITS AND APPROVALS FROM THE CITY OF PORTLAND AND THE STATE OF MAINE. THE CONTRACTOR SHALL BE RESPONSIBLE FOR OBTAINING ALL NECESSARY PERMITS AND APPROVALS FROM THE CITY OF PORTLAND AND THE STATE OF MAINE. THE CONTRACTOR SHALL BE RESPONSIBLE FOR OBTAINING ALL NECESSARY PERMITS AND APPROVALS FROM THE CITY OF PORTLAND AND THE STATE OF MAINE.

**D** THE CONTRACTOR SHALL BE RESPONSIBLE FOR OBTAINING ALL NECESSARY PERMITS AND APPROVALS FROM THE CITY OF PORTLAND AND THE STATE OF MAINE. THE CONTRACTOR SHALL BE RESPONSIBLE FOR OBTAINING ALL NECESSARY PERMITS AND APPROVALS FROM THE CITY OF PORTLAND AND THE STATE OF MAINE. THE CONTRACTOR SHALL BE RESPONSIBLE FOR OBTAINING ALL NECESSARY PERMITS AND APPROVALS FROM THE CITY OF PORTLAND AND THE STATE OF MAINE.

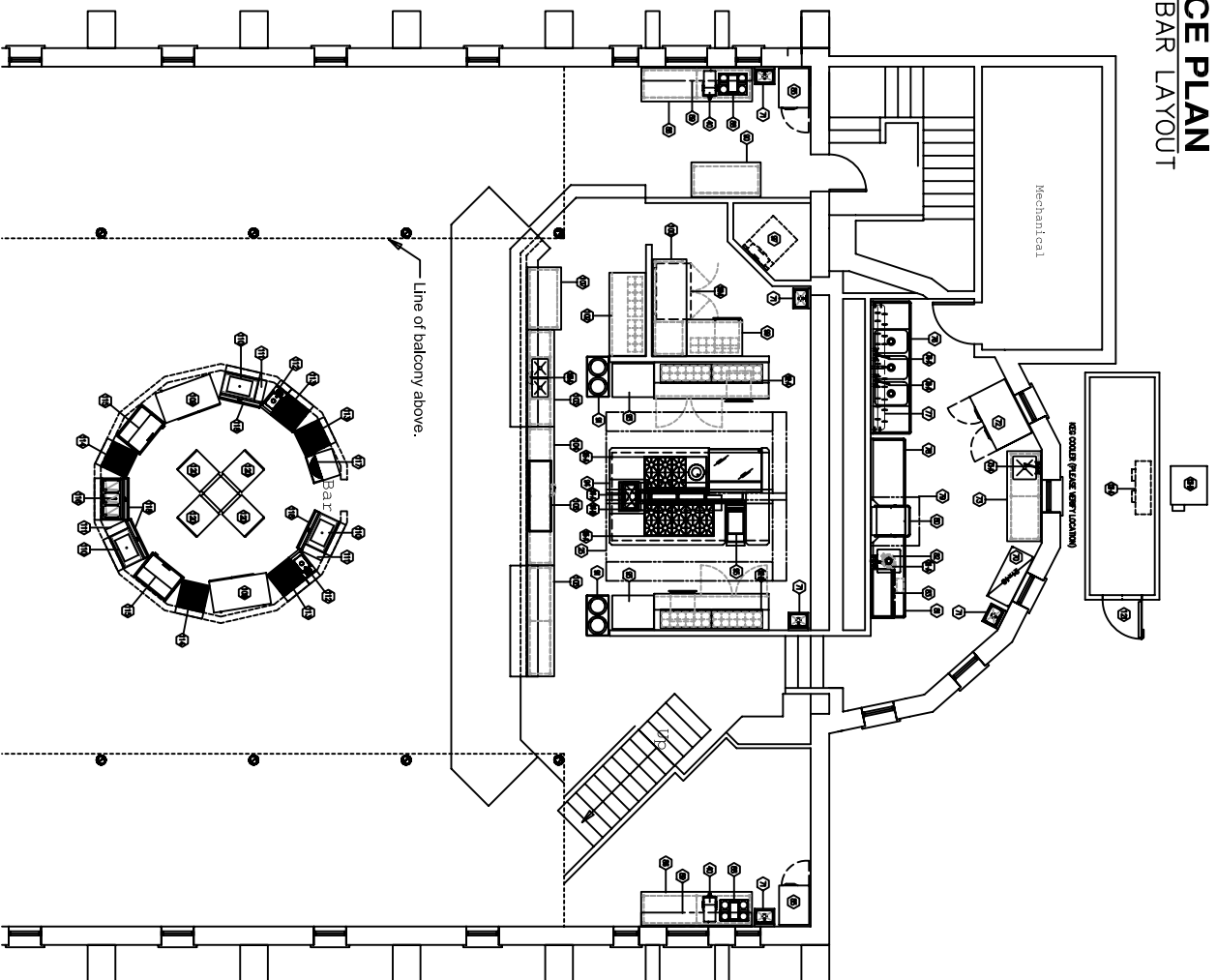
**FOODSERVICE EQUIPMENT PLAN**  
Design Development

TRIMARK  
K1

PROJECT NO: 09-018  
OWNER: CMIB  
CONTRACT NO: EMB  
DRAWING DATE: 7/18/14

SHEET NUMBER: **K.201**

# FOODSERVICE PLAN RESTAURANT & BAR LAYOUT



**SPECIAL NOTE**  
THIS PLAN SET HAS BEEN ISSUED FOR TO FACILITATE APPROVAL OF THE PLAN SET BY THE CITY OF PORTLAND. THE DESIGNER ASSUMES NO RESPONSIBILITY IN THE EVENT DISCREPANCIES BECAUSE OF DIFFERENCES IN THE CONTRACT & ELECTRICAL, PLUMBING, MECHANICAL, AND BUILDING CONDITIONS AS SPECIFIED WITHIN THIS PLAN SET.

| ABBREVIATIONS KEY |            | TRADES KEY |            |
|-------------------|------------|------------|------------|
| 1                 | MECHANICAL | 1          | MECHANICAL |
| 2                 | ELECTRICAL | 2          | ELECTRICAL |
| 3                 | PLUMBING   | 3          | PLUMBING   |
| 4                 | WOODWORK   | 4          | WOODWORK   |
| 5                 | PAINT      | 5          | PAINT      |
| 6                 | GLASS      | 6          | GLASS      |
| 7                 | IRONWORK   | 7          | IRONWORK   |
| 8                 | CONCRETE   | 8          | CONCRETE   |
| 9                 | CEILING    | 9          | CEILING    |
| 10                | FLOORING   | 10         | FLOORING   |
| 11                | MECHANICAL | 11         | MECHANICAL |
| 12                | ELECTRICAL | 12         | ELECTRICAL |
| 13                | PLUMBING   | 13         | PLUMBING   |
| 14                | WOODWORK   | 14         | WOODWORK   |
| 15                | PAINT      | 15         | PAINT      |
| 16                | GLASS      | 16         | GLASS      |
| 17                | IRONWORK   | 17         | IRONWORK   |
| 18                | CONCRETE   | 18         | CONCRETE   |
| 19                | CEILING    | 19         | CEILING    |
| 20                | FLOORING   | 20         | FLOORING   |

**TriMark United East**  
Foodservice Design, Equipment and Supplies

**Foodservice & Interior Design**  
505 COLLIER STREET  
SUITE 100  
PORTLAND, ME 04102  
PHONE: 508-761-2002  
FAX: 508-761-2002

**GRACE RESTAURANT**  
CHESTNUT STREET  
PORTLAND, ME

**ISSUES**

| ISSUE NO. | DESCRIPTION OF ISSUE | DATE     |
|-----------|----------------------|----------|
| 1         | ISSUE 1              | 09-01-18 |
| 2         | ISSUE 2              | 09-01-18 |
| 3         | ISSUE 3              | 09-01-18 |
| 4         | ISSUE 4              | 09-01-18 |
| 5         | ISSUE 5              | 09-01-18 |
| 6         | ISSUE 6              | 09-01-18 |
| 7         | ISSUE 7              | 09-01-18 |
| 8         | ISSUE 8              | 09-01-18 |
| 9         | ISSUE 9              | 09-01-18 |
| 10        | ISSUE 10             | 09-01-18 |

**APPROVAL**

APPROVED AS SUBMITTED  
 APPROVED AS NOTED  
 NOT APPROVED/SUBMIT

**GENERAL NOTES**

A. ALL WORK SHALL BE IN ACCORDANCE WITH THE LATEST EDITIONS OF THE INTERNATIONAL BUILDING CODE (IBC) AND THE INTERNATIONAL PLUMBING AND MECHANICAL CODE (IMC).  
B. ALL WORK SHALL BE IN ACCORDANCE WITH THE LATEST EDITIONS OF THE INTERNATIONAL ELECTRICAL CODE (IEC) AND THE INTERNATIONAL FIRE AND ALARM CODE (IFAC).  
C. ALL WORK SHALL BE IN ACCORDANCE WITH THE LATEST EDITIONS OF THE INTERNATIONAL MECHANICAL CODE (IMC) AND THE INTERNATIONAL PLUMBING AND MECHANICAL CODE (IMC).  
D. ALL WORK SHALL BE IN ACCORDANCE WITH THE LATEST EDITIONS OF THE INTERNATIONAL ELECTRICAL CODE (IEC) AND THE INTERNATIONAL FIRE AND ALARM CODE (IFAC).

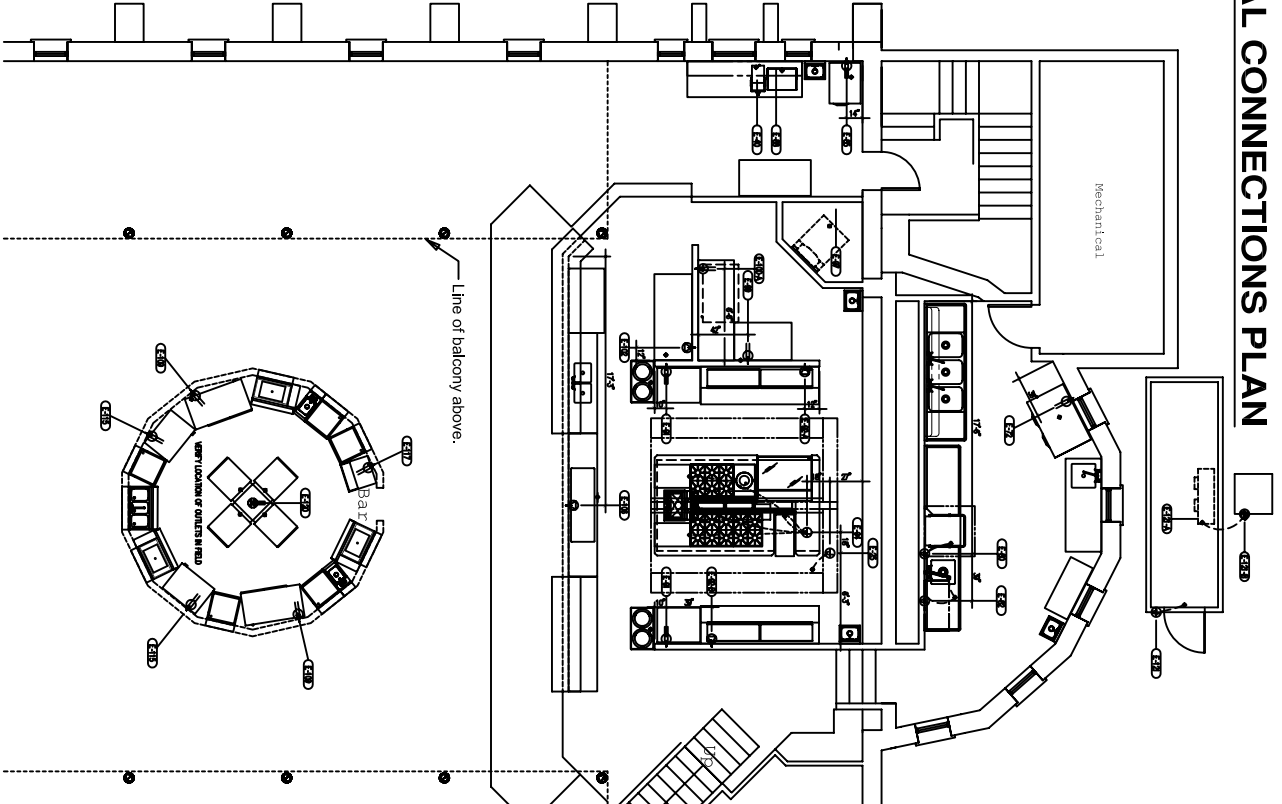
**FOODSERVICE EQUIPMENT PLAN**  
Design Development

TRADING PARTS  
K1  
09-01-18  
CMB  
EJM  
1/8" = 1'-0"

**K.202**



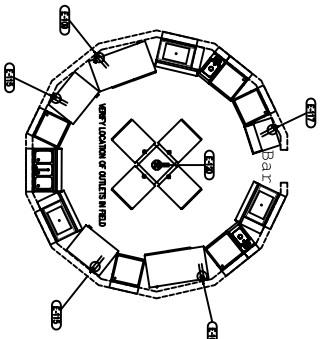
# ELECTRICAL CONNECTIONS PLAN



### ELECTRICAL CONNECTION SCHEDULE

- E-28 E.C. TO PROVIDE COMPLETE 200% AMPS SERVICE TO THE BAR
- E-27 E.C. TO PROVIDE COMPLETE 200% AMPS SERVICE TO THE BAR
- E-26 E.C. TO PROVIDE COMPLETE 200% AMPS SERVICE TO THE BAR
- E-25 E.C. TO PROVIDE COMPLETE 200% AMPS SERVICE TO THE BAR
- E-24 E.C. TO PROVIDE COMPLETE 200% AMPS SERVICE TO THE BAR
- E-23 E.C. TO PROVIDE COMPLETE 200% AMPS SERVICE TO THE BAR
- E-22 E.C. TO PROVIDE COMPLETE 200% AMPS SERVICE TO THE BAR
- E-21 E.C. TO PROVIDE COMPLETE 200% AMPS SERVICE TO THE BAR
- E-20 E.C. TO PROVIDE COMPLETE 200% AMPS SERVICE TO THE BAR
- E-19 E.C. TO PROVIDE COMPLETE 200% AMPS SERVICE TO THE BAR
- E-18 E.C. TO PROVIDE COMPLETE 200% AMPS SERVICE TO THE BAR
- E-17 E.C. TO PROVIDE COMPLETE 200% AMPS SERVICE TO THE BAR
- E-16 E.C. TO PROVIDE COMPLETE 200% AMPS SERVICE TO THE BAR
- E-15 E.C. TO PROVIDE COMPLETE 200% AMPS SERVICE TO THE BAR
- E-14 E.C. TO PROVIDE COMPLETE 200% AMPS SERVICE TO THE BAR
- E-13 E.C. TO PROVIDE COMPLETE 200% AMPS SERVICE TO THE BAR
- E-12 E.C. TO PROVIDE COMPLETE 200% AMPS SERVICE TO THE BAR
- E-11 E.C. TO PROVIDE COMPLETE 200% AMPS SERVICE TO THE BAR
- E-10 E.C. TO PROVIDE COMPLETE 200% AMPS SERVICE TO THE BAR
- E-9 E.C. TO PROVIDE COMPLETE 200% AMPS SERVICE TO THE BAR
- E-8 E.C. TO PROVIDE COMPLETE 200% AMPS SERVICE TO THE BAR
- E-7 E.C. TO PROVIDE COMPLETE 200% AMPS SERVICE TO THE BAR
- E-6 E.C. TO PROVIDE COMPLETE 200% AMPS SERVICE TO THE BAR
- E-5 E.C. TO PROVIDE COMPLETE 200% AMPS SERVICE TO THE BAR
- E-4 E.C. TO PROVIDE COMPLETE 200% AMPS SERVICE TO THE BAR
- E-3 E.C. TO PROVIDE COMPLETE 200% AMPS SERVICE TO THE BAR
- E-2 E.C. TO PROVIDE COMPLETE 200% AMPS SERVICE TO THE BAR

Line of balcony above.



| ABBREVIATIONS KEY |   |   |   |
|-------------------|---|---|---|
| ○                 | ○ | ○ | ○ |
| ○                 | ○ | ○ | ○ |
| ○                 | ○ | ○ | ○ |

| TRADES KEY |   |   |   |
|------------|---|---|---|
| ○          | ○ | ○ | ○ |
| ○          | ○ | ○ | ○ |
| ○          | ○ | ○ | ○ |
| ○          | ○ | ○ | ○ |

**TriMark United East**  
 Foodservice Design, Equipment and Supplies

**Foodservice & Interior Design**

500 COLLEGE STREET  
 SUITE 200  
 PORTLAND, ME 04103  
 PHONE: 603-882-2388  
 FAX: 603-882-2388  
 WWW.TRIMARKRESTAURANTS.COM

**GRACE RESTAURANT**  
 CHESTNUT STREET  
 PORTLAND, ME

**ISSUES**

| ISSUE DATE | DESCRIPTION OF ISSUE         | BY |
|------------|------------------------------|----|
| 01/20/11   | REVISIONS TO ELECTRICAL PLAN | GR |

**APPROVAL**

APPROVED AS SUBMITTED

APPROVED AS NOTED

NOT APPROVED/RESUBMIT

DATE:

**GENERAL NOTES**

- ALL ELECTRICAL WORK SHALL BE IN ACCORDANCE WITH THE LATEST EDITIONS OF THE NATIONAL ELECTRICAL CODE (NEC), NATIONAL ELECTRICAL INSTALLATION CODE (NEIS), AND ALL CITY AND STATE REGULATIONS.
- ALL ELECTRICAL WORK SHALL BE DONE IN ACCORDANCE WITH THE PROJECT SPECIFICATIONS AND ALL CITY AND STATE REGULATIONS.
- ALL ELECTRICAL WORK SHALL BE DONE IN ACCORDANCE WITH THE PROJECT SPECIFICATIONS AND ALL CITY AND STATE REGULATIONS.
- ALL ELECTRICAL WORK SHALL BE DONE IN ACCORDANCE WITH THE PROJECT SPECIFICATIONS AND ALL CITY AND STATE REGULATIONS.

**FOODSERVICE EQUIPMENT PLAN**

Electrical Connections

FILE NO: RM

DATE: 09-01-18

DRAWN BY: CHB

CHECKED BY: EJM

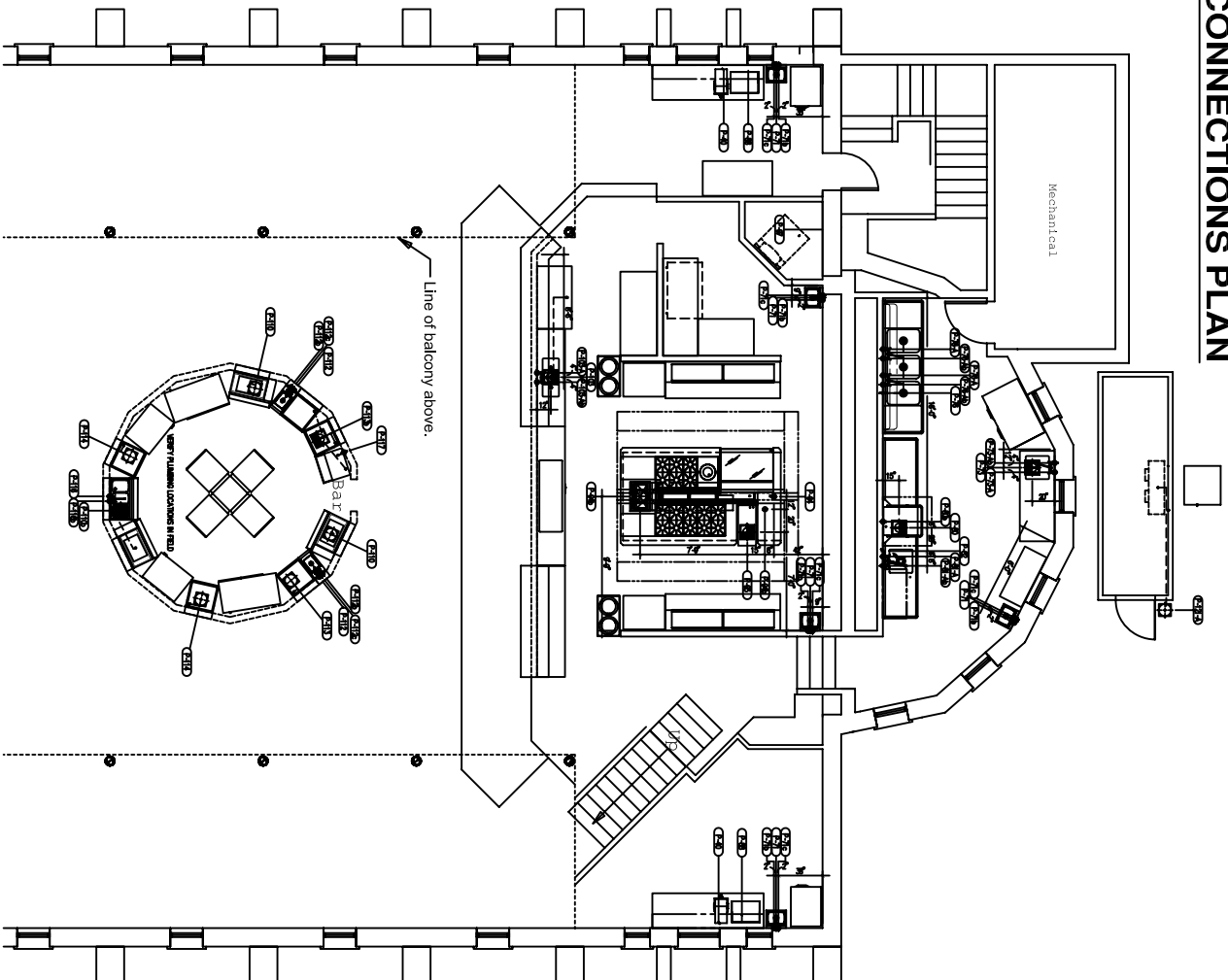
CONTRACT NO: 1/8 "1-10"

SHEET NUMBER:

**K.302**



# PLUMBING CONNECTIONS PLAN



## SPECIAL NOTE

THIS PLAN SET HAS BEEN ISSUED FOR THE PURPOSE OF OBTAINING PERMITS AND APPROVALS FROM THE CITY OF PORTLAND. THE CONTRACTOR SHALL BE RESPONSIBLE FOR OBTAINING ALL NECESSARY PERMITS AND APPROVALS FROM THE CITY OF PORTLAND AND THE STATE OF MAINE. THE CONTRACTOR SHALL BE RESPONSIBLE FOR OBTAINING ALL NECESSARY PERMITS AND APPROVALS FROM THE CITY OF PORTLAND AND THE STATE OF MAINE. THE CONTRACTOR SHALL BE RESPONSIBLE FOR OBTAINING ALL NECESSARY PERMITS AND APPROVALS FROM THE CITY OF PORTLAND AND THE STATE OF MAINE.

## PLUMBING CONNECTION SCHEDULE

- P-100 1/2" COLD WATER, STUB OUT WALL, AT 2'-0" AFF AND CONNECT AT TRN 1% HAND SINK. (TWO LOCATIONS)
- P-101 1/2" COLD WATER, STUB OUT WALL, AT 2'-0" AFF AND CONNECT AT TRN 1% HAND SINK. (TWO LOCATIONS)
- P-102 1/2" HOT WATER, STUB OUT WALL, AT 2'-0" AFF AND CONNECT AT TRN 1% HAND SINK. (TWO LOCATIONS)
- P-103 1/2" COLD WATER, STUB OUT WALL, AT 2'-0" AFF AND CONNECT AT TRN 1% HAND SINK. (TWO LOCATIONS)
- P-104 1/2" HOT WATER, STUB OUT WALL, AT 2'-0" AFF AND CONNECT AT TRN 1% HAND SINK. (TWO LOCATIONS)
- P-105 1/2" COLD WATER, STUB OUT WALL, AT 2'-0" AFF AND CONNECT AT TRN 1% HAND SINK. (TWO LOCATIONS)
- P-106 1/2" HOT WATER, STUB OUT WALL, AT 2'-0" AFF AND CONNECT AT TRN 1% HAND SINK. (TWO LOCATIONS)
- P-107 1/2" COLD WATER, STUB OUT WALL, AT 2'-0" AFF AND CONNECT AT TRN 1% HAND SINK. (TWO LOCATIONS)
- P-108 1/2" HOT WATER, STUB OUT WALL, AT 2'-0" AFF AND CONNECT AT TRN 1% HAND SINK. (TWO LOCATIONS)
- P-109 1/2" COLD WATER, STUB OUT WALL, AT 2'-0" AFF AND CONNECT AT TRN 1% HAND SINK. (TWO LOCATIONS)
- P-110 1/2" HOT WATER, STUB OUT WALL, AT 2'-0" AFF AND CONNECT AT TRN 1% HAND SINK. (TWO LOCATIONS)
- P-111 1/2" COLD WATER, STUB OUT WALL, AT 2'-0" AFF AND CONNECT AT TRN 1% HAND SINK. (TWO LOCATIONS)
- P-112 1/2" HOT WATER, STUB OUT WALL, AT 2'-0" AFF AND CONNECT AT TRN 1% HAND SINK. (TWO LOCATIONS)
- P-113 1/2" COLD WATER, STUB OUT WALL, AT 2'-0" AFF AND CONNECT AT TRN 1% HAND SINK. (TWO LOCATIONS)
- P-114 1/2" HOT WATER, STUB OUT WALL, AT 2'-0" AFF AND CONNECT AT TRN 1% HAND SINK. (TWO LOCATIONS)
- P-115 1/2" COLD WATER, STUB OUT WALL, AT 2'-0" AFF AND CONNECT AT TRN 1% HAND SINK. (TWO LOCATIONS)
- P-116 1/2" HOT WATER, STUB OUT WALL, AT 2'-0" AFF AND CONNECT AT TRN 1% HAND SINK. (TWO LOCATIONS)
- P-117 1/2" COLD WATER, STUB OUT WALL, AT 2'-0" AFF AND CONNECT AT TRN 1% HAND SINK. (TWO LOCATIONS)
- P-118 1/2" HOT WATER, STUB OUT WALL, AT 2'-0" AFF AND CONNECT AT TRN 1% HAND SINK. (TWO LOCATIONS)
- P-119 1/2" COLD WATER, STUB OUT WALL, AT 2'-0" AFF AND CONNECT AT TRN 1% HAND SINK. (TWO LOCATIONS)
- P-120 1/2" HOT WATER, STUB OUT WALL, AT 2'-0" AFF AND CONNECT AT TRN 1% HAND SINK. (TWO LOCATIONS)

| ABBREVIATIONS KEY |                 |         |                    |
|-------------------|-----------------|---------|--------------------|
| 1/2" CW           | 1/2" Cold Water | 1/2" HW | 1/2" Hot Water     |
| 1/2" SW           | 1/2" Sewer      | 1/2" V  | 1/2" Vent          |
| 1/2" G            | 1/2" Gas        | 1/2" E  | 1/2" Electrical    |
| 1/2" M            | 1/2" Mechanical | 1/2" P  | 1/2" Plumbing      |
| 1/2" S            | 1/2" Structural | 1/2" A  | 1/2" Architectural |

| TRADES KEY |                 |         |                    |
|------------|-----------------|---------|--------------------|
| 1/2" CW    | 1/2" Cold Water | 1/2" HW | 1/2" Hot Water     |
| 1/2" SW    | 1/2" Sewer      | 1/2" V  | 1/2" Vent          |
| 1/2" G     | 1/2" Gas        | 1/2" E  | 1/2" Electrical    |
| 1/2" M     | 1/2" Mechanical | 1/2" P  | 1/2" Plumbing      |
| 1/2" S     | 1/2" Structural | 1/2" A  | 1/2" Architectural |

**TriMark United East**  
Foodservice & Interior Design, Equipment and Supplies

**Interior Design**  
500 COLLEGE STREET  
PORTLAND, ME 04102  
PHONE: 850-556-2388  
FAX: 508-761-2002  
WWW.TRIMARKUNITED.COM

**GRACE RESTAURANT**  
CHESTNUT STREET  
PORTLAND, ME

| ISSUES | DESCRIPTION OF ISSUE | BY         | DATE |
|--------|----------------------|------------|------|
| 1      | 2024/10/10           | REVISION 1 | CM   |

**APPROVAL**

APPROVED AS SUBMITTED

APPROVED AS NOTED

NOT APPROVED/RESUBMIT

**GENERAL NOTES**

A. THE CONTRACTOR SHALL BE RESPONSIBLE FOR OBTAINING ALL NECESSARY PERMITS AND APPROVALS FROM THE CITY OF PORTLAND AND THE STATE OF MAINE. THE CONTRACTOR SHALL BE RESPONSIBLE FOR OBTAINING ALL NECESSARY PERMITS AND APPROVALS FROM THE CITY OF PORTLAND AND THE STATE OF MAINE.

**FOODSERVICE EQUIPMENT PLAN**

Plumbing Connections

FILE NUMBER: K1

PROJECT #: 09-018

CONTRACTOR: CMIB

CONTRACT DATE: 7/18/14

**K.402**

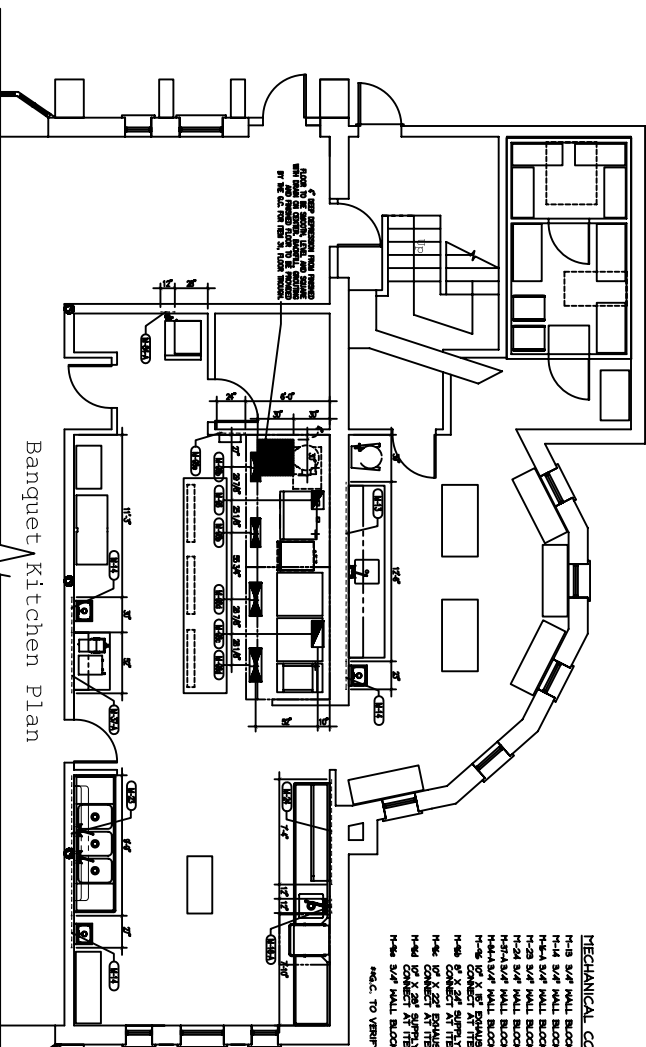
# SPECIAL CONDITIONS PLAN

## SPECIAL NOTE

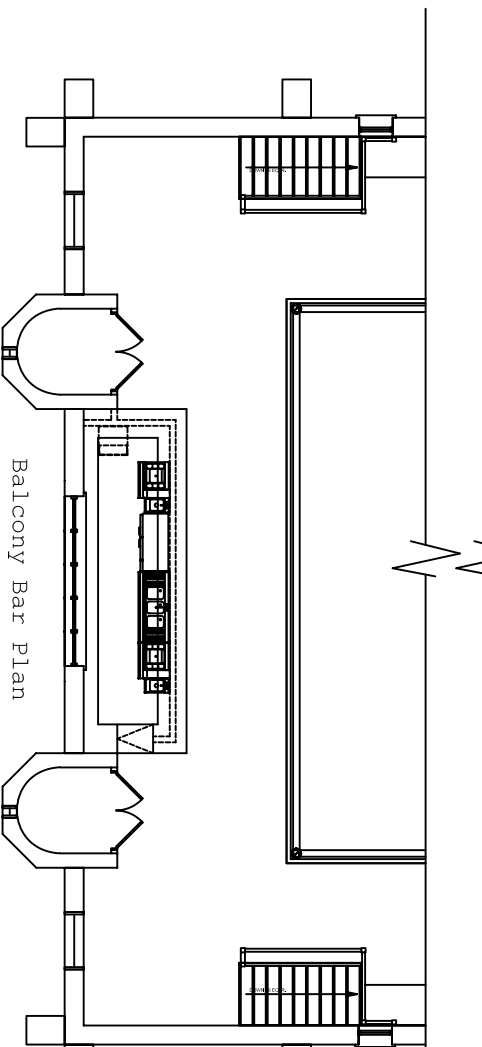
THIS PLAN SET HAS BEEN ISSUED FOR TO NAVIGATION & APPROVAL OF THE CITY OF PORTLAND. THE CONTRACTOR SHALL BE RESPONSIBLE FOR OBTAINING ALL NECESSARY PERMITS AND APPROVALS FROM THE CITY OF PORTLAND, ME. THE CONTRACTOR SHALL BE RESPONSIBLE FOR OBTAINING ALL NECESSARY PERMITS AND APPROVALS FROM THE CITY OF PORTLAND, ME. THE CONTRACTOR SHALL BE RESPONSIBLE FOR OBTAINING ALL NECESSARY PERMITS AND APPROVALS FROM THE CITY OF PORTLAND, ME.

**MECHANICAL CONNECTION SCHEDULE**

M-10 5/8" WALL BLOCKING FROM 2' TO 2'-4" FOR ITEM 10, WALL SHELF.  
 M-11 5/8" WALL BLOCKING FROM 2' TO 2'-4" FOR ITEM 11, HAND SHIK.  
 M-12 5/8" WALL BLOCKING FROM 2' TO 2'-4" FOR ITEM 12, PRE-SINKER FLUCT.  
 M-13 5/8" WALL BLOCKING FROM 2' TO 2'-4" FOR ITEM 13, POST INSIDE FLUCT.  
 M-14 5/8" WALL BLOCKING FROM 2' TO 2'-4" FOR ITEM 14, WALL SHELF.  
 M-15 5/8" WALL BLOCKING FROM 2' TO 2'-4" FOR ITEM 15, WALL SHELF.  
 M-16 5/8" WALL BLOCKING FROM 2' TO 2'-4" FOR ITEM 16, WALL SHELF.  
 M-17 5/8" WALL BLOCKING FROM 2' TO 2'-4" FOR ITEM 17, WALL SHELF.  
 M-18 5/8" WALL BLOCKING FROM 2' TO 2'-4" FOR ITEM 18, WALL SHELF.  
 M-19 5/8" WALL BLOCKING FROM 2' TO 2'-4" FOR ITEM 19, WALL SHELF.  
 M-20 5/8" WALL BLOCKING FROM 2' TO 2'-4" FOR ITEM 20, WALL SHELF.  
 M-21 5/8" WALL BLOCKING FROM 2' TO 2'-4" FOR ITEM 21, WALL SHELF.  
 M-22 5/8" WALL BLOCKING FROM 2' TO 2'-4" FOR ITEM 22, WALL SHELF.  
 M-23 5/8" WALL BLOCKING FROM 2' TO 2'-4" FOR ITEM 23, WALL SHELF.  
 M-24 5/8" WALL BLOCKING FROM 2' TO 2'-4" FOR ITEM 24, WALL SHELF.  
 M-25 5/8" WALL BLOCKING FROM 2' TO 2'-4" FOR ITEM 25, WALL SHELF.  
 M-26 5/8" WALL BLOCKING FROM 2' TO 2'-4" FOR ITEM 26, WALL SHELF.  
 M-27 5/8" WALL BLOCKING FROM 2' TO 2'-4" FOR ITEM 27, WALL SHELF.  
 M-28 5/8" WALL BLOCKING FROM 2' TO 2'-4" FOR ITEM 28, WALL SHELF.  
 M-29 5/8" WALL BLOCKING FROM 2' TO 2'-4" FOR ITEM 29, WALL SHELF.  
 M-30 5/8" WALL BLOCKING FROM 2' TO 2'-4" FOR ITEM 30, WALL SHELF.  
 M-31 5/8" WALL BLOCKING FROM 2' TO 2'-4" FOR ITEM 31, WALL SHELF.  
 M-32 5/8" WALL BLOCKING FROM 2' TO 2'-4" FOR ITEM 32, WALL SHELF.  
 M-33 5/8" WALL BLOCKING FROM 2' TO 2'-4" FOR ITEM 33, WALL SHELF.  
 M-34 5/8" WALL BLOCKING FROM 2' TO 2'-4" FOR ITEM 34, WALL SHELF.  
 M-35 5/8" WALL BLOCKING FROM 2' TO 2'-4" FOR ITEM 35, WALL SHELF.  
 M-36 5/8" WALL BLOCKING FROM 2' TO 2'-4" FOR ITEM 36, WALL SHELF.  
 M-37 5/8" WALL BLOCKING FROM 2' TO 2'-4" FOR ITEM 37, WALL SHELF.  
 M-38 5/8" WALL BLOCKING FROM 2' TO 2'-4" FOR ITEM 38, WALL SHELF.  
 M-39 5/8" WALL BLOCKING FROM 2' TO 2'-4" FOR ITEM 39, WALL SHELF.  
 M-40 5/8" WALL BLOCKING FROM 2' TO 2'-4" FOR ITEM 40, WALL SHELF.  
 M-41 5/8" WALL BLOCKING FROM 2' TO 2'-4" FOR ITEM 41, WALL SHELF.  
 M-42 5/8" WALL BLOCKING FROM 2' TO 2'-4" FOR ITEM 42, WALL SHELF.  
 M-43 5/8" WALL BLOCKING FROM 2' TO 2'-4" FOR ITEM 43, WALL SHELF.  
 M-44 5/8" WALL BLOCKING FROM 2' TO 2'-4" FOR ITEM 44, WALL SHELF.  
 M-45 5/8" WALL BLOCKING FROM 2' TO 2'-4" FOR ITEM 45, WALL SHELF.  
 M-46 5/8" WALL BLOCKING FROM 2' TO 2'-4" FOR ITEM 46, WALL SHELF.  
 M-47 5/8" WALL BLOCKING FROM 2' TO 2'-4" FOR ITEM 47, WALL SHELF.  
 M-48 5/8" WALL BLOCKING FROM 2' TO 2'-4" FOR ITEM 48, WALL SHELF.  
 M-49 5/8" WALL BLOCKING FROM 2' TO 2'-4" FOR ITEM 49, WALL SHELF.  
 M-50 5/8" WALL BLOCKING FROM 2' TO 2'-4" FOR ITEM 50, WALL SHELF.  
 M-51 5/8" WALL BLOCKING FROM 2' TO 2'-4" FOR ITEM 51, WALL SHELF.  
 M-52 5/8" WALL BLOCKING FROM 2' TO 2'-4" FOR ITEM 52, WALL SHELF.  
 M-53 5/8" WALL BLOCKING FROM 2' TO 2'-4" FOR ITEM 53, WALL SHELF.  
 M-54 5/8" WALL BLOCKING FROM 2' TO 2'-4" FOR ITEM 54, WALL SHELF.  
 M-55 5/8" WALL BLOCKING FROM 2' TO 2'-4" FOR ITEM 55, WALL SHELF.  
 M-56 5/8" WALL BLOCKING FROM 2' TO 2'-4" FOR ITEM 56, WALL SHELF.  
 M-57 5/8" WALL BLOCKING FROM 2' TO 2'-4" FOR ITEM 57, WALL SHELF.  
 M-58 5/8" WALL BLOCKING FROM 2' TO 2'-4" FOR ITEM 58, WALL SHELF.  
 M-59 5/8" WALL BLOCKING FROM 2' TO 2'-4" FOR ITEM 59, WALL SHELF.  
 M-60 5/8" WALL BLOCKING FROM 2' TO 2'-4" FOR ITEM 60, WALL SHELF.  
 M-61 5/8" WALL BLOCKING FROM 2' TO 2'-4" FOR ITEM 61, WALL SHELF.  
 M-62 5/8" WALL BLOCKING FROM 2' TO 2'-4" FOR ITEM 62, WALL SHELF.  
 M-63 5/8" WALL BLOCKING FROM 2' TO 2'-4" FOR ITEM 63, WALL SHELF.  
 M-64 5/8" WALL BLOCKING FROM 2' TO 2'-4" FOR ITEM 64, WALL SHELF.  
 M-65 5/8" WALL BLOCKING FROM 2' TO 2'-4" FOR ITEM 65, WALL SHELF.  
 M-66 5/8" WALL BLOCKING FROM 2' TO 2'-4" FOR ITEM 66, WALL SHELF.  
 M-67 5/8" WALL BLOCKING FROM 2' TO 2'-4" FOR ITEM 67, WALL SHELF.  
 M-68 5/8" WALL BLOCKING FROM 2' TO 2'-4" FOR ITEM 68, WALL SHELF.  
 M-69 5/8" WALL BLOCKING FROM 2' TO 2'-4" FOR ITEM 69, WALL SHELF.  
 M-70 5/8" WALL BLOCKING FROM 2' TO 2'-4" FOR ITEM 70, WALL SHELF.  
 M-71 5/8" WALL BLOCKING FROM 2' TO 2'-4" FOR ITEM 71, WALL SHELF.  
 M-72 5/8" WALL BLOCKING FROM 2' TO 2'-4" FOR ITEM 72, WALL SHELF.  
 M-73 5/8" WALL BLOCKING FROM 2' TO 2'-4" FOR ITEM 73, WALL SHELF.  
 M-74 5/8" WALL BLOCKING FROM 2' TO 2'-4" FOR ITEM 74, WALL SHELF.  
 M-75 5/8" WALL BLOCKING FROM 2' TO 2'-4" FOR ITEM 75, WALL SHELF.  
 M-76 5/8" WALL BLOCKING FROM 2' TO 2'-4" FOR ITEM 76, WALL SHELF.  
 M-77 5/8" WALL BLOCKING FROM 2' TO 2'-4" FOR ITEM 77, WALL SHELF.  
 M-78 5/8" WALL BLOCKING FROM 2' TO 2'-4" FOR ITEM 78, WALL SHELF.  
 M-79 5/8" WALL BLOCKING FROM 2' TO 2'-4" FOR ITEM 79, WALL SHELF.  
 M-80 5/8" WALL BLOCKING FROM 2' TO 2'-4" FOR ITEM 80, WALL SHELF.  
 M-81 5/8" WALL BLOCKING FROM 2' TO 2'-4" FOR ITEM 81, WALL SHELF.  
 M-82 5/8" WALL BLOCKING FROM 2' TO 2'-4" FOR ITEM 82, WALL SHELF.  
 M-83 5/8" WALL BLOCKING FROM 2' TO 2'-4" FOR ITEM 83, WALL SHELF.  
 M-84 5/8" WALL BLOCKING FROM 2' TO 2'-4" FOR ITEM 84, WALL SHELF.  
 M-85 5/8" WALL BLOCKING FROM 2' TO 2'-4" FOR ITEM 85, WALL SHELF.  
 M-86 5/8" WALL BLOCKING FROM 2' TO 2'-4" FOR ITEM 86, WALL SHELF.  
 M-87 5/8" WALL BLOCKING FROM 2' TO 2'-4" FOR ITEM 87, WALL SHELF.  
 M-88 5/8" WALL BLOCKING FROM 2' TO 2'-4" FOR ITEM 88, WALL SHELF.  
 M-89 5/8" WALL BLOCKING FROM 2' TO 2'-4" FOR ITEM 89, WALL SHELF.  
 M-90 5/8" WALL BLOCKING FROM 2' TO 2'-4" FOR ITEM 90, WALL SHELF.  
 M-91 5/8" WALL BLOCKING FROM 2' TO 2'-4" FOR ITEM 91, WALL SHELF.  
 M-92 5/8" WALL BLOCKING FROM 2' TO 2'-4" FOR ITEM 92, WALL SHELF.  
 M-93 5/8" WALL BLOCKING FROM 2' TO 2'-4" FOR ITEM 93, WALL SHELF.  
 M-94 5/8" WALL BLOCKING FROM 2' TO 2'-4" FOR ITEM 94, WALL SHELF.  
 M-95 5/8" WALL BLOCKING FROM 2' TO 2'-4" FOR ITEM 95, WALL SHELF.  
 M-96 5/8" WALL BLOCKING FROM 2' TO 2'-4" FOR ITEM 96, WALL SHELF.  
 M-97 5/8" WALL BLOCKING FROM 2' TO 2'-4" FOR ITEM 97, WALL SHELF.  
 M-98 5/8" WALL BLOCKING FROM 2' TO 2'-4" FOR ITEM 98, WALL SHELF.  
 M-99 5/8" WALL BLOCKING FROM 2' TO 2'-4" FOR ITEM 99, WALL SHELF.  
 M-100 5/8" WALL BLOCKING FROM 2' TO 2'-4" FOR ITEM 100, WALL SHELF.



Banquet Kitchen Plan



Balcony Bar Plan

| ABBREVIATIONS KEY |            | TRADES KEY |            |
|-------------------|------------|------------|------------|
| 1                 | MECHANICAL | 1          | MECHANICAL |
| 2                 | ELECTRICAL | 2          | ELECTRICAL |
| 3                 | PLUMBING   | 3          | PLUMBING   |
| 4                 | PAINTING   | 4          | PAINTING   |
| 5                 | ROOFING    | 5          | ROOFING    |
| 6                 | GLAZING    | 6          | GLAZING    |
| 7                 | SMITHWORK  | 7          | SMITHWORK  |
| 8                 | IRONWORK   | 8          | IRONWORK   |
| 9                 | WELDER     | 9          | WELDER     |
| 10                | WELDING    | 10         | WELDING    |
| 11                | WELDING    | 11         | WELDING    |
| 12                | WELDING    | 12         | WELDING    |
| 13                | WELDING    | 13         | WELDING    |
| 14                | WELDING    | 14         | WELDING    |
| 15                | WELDING    | 15         | WELDING    |
| 16                | WELDING    | 16         | WELDING    |
| 17                | WELDING    | 17         | WELDING    |
| 18                | WELDING    | 18         | WELDING    |
| 19                | WELDING    | 19         | WELDING    |
| 20                | WELDING    | 20         | WELDING    |

**TriMark United East**  
 Foodservice Design, Equipment and Supplies

**Foodservice & Interior Design**  
 505 COLLIER STREET  
 SUITE 1703  
 PORTLAND, ME 04108  
 PHONE: 508-761-2002  
 FAX: 508-761-2003  
 WWW.TRIMARKREST.COM

**GRACE RESTAURANT**  
 CHESTNUT STREET  
 PORTLAND, ME

**ISSUES**

| ISSUE DATE | DESCRIPTION OF ISSUE | BY |
|------------|----------------------|----|
| 1/20/11    | ISSUE 01 - REVISIONS | CG |

**APPROVAL**

APPROVED AS SUBMITTED

APPROVED AS NOTED

NOT APPROVED/RESUBMIT

**GENERAL NOTES**

- ALL MECHANICAL, ELECTRICAL, AND PLUMBING WORK SHALL BE INSTALLED IN ACCORDANCE WITH THE LATEST EDITIONS OF THE NATIONAL ELECTRICAL CODE (NEC), NATIONAL PLUMBING CODE (NPC), AND NATIONAL FIRE ALARM AND SIGNALING CODE (NFPA 72).
- ALL MECHANICAL, ELECTRICAL, AND PLUMBING WORK SHALL BE INSTALLED IN ACCORDANCE WITH THE LATEST EDITIONS OF THE NATIONAL ELECTRICAL CODE (NEC), NATIONAL PLUMBING CODE (NPC), AND NATIONAL FIRE ALARM AND SIGNALING CODE (NFPA 72).
- ALL MECHANICAL, ELECTRICAL, AND PLUMBING WORK SHALL BE INSTALLED IN ACCORDANCE WITH THE LATEST EDITIONS OF THE NATIONAL ELECTRICAL CODE (NEC), NATIONAL PLUMBING CODE (NPC), AND NATIONAL FIRE ALARM AND SIGNALING CODE (NFPA 72).
- ALL MECHANICAL, ELECTRICAL, AND PLUMBING WORK SHALL BE INSTALLED IN ACCORDANCE WITH THE LATEST EDITIONS OF THE NATIONAL ELECTRICAL CODE (NEC), NATIONAL PLUMBING CODE (NPC), AND NATIONAL FIRE ALARM AND SIGNALING CODE (NFPA 72).

**FOODSERVICE EQUIPMENT PLAN**  
 Special Conditions

Plan No. **K1**  
 Project No. **09-018**  
 Designer **CGM**  
 Contractor **CGM**  
 Contract Date **7/18/11**

**K.501**



