

© 2005 TFH ARCHITECTS

CHESTNUT STREET LOFTS
 URBAN REVITALIZATION PROJECT
 BY CHESTNUT STREET LLC.
 PORTLAND, MAINE



TFH ARCHITECTS
 100 COMMERCIAL STREET
 PORTLAND MAINE 04101
 TELEPHONE 207 775 6141
 ARCHITECTURE PLANNING

CONSULTANTS:
 CIVIL:
 Land Use Consultants
 900 Riverside Street
 Portland, ME 04103
 207-478-3313
 STRUCTURAL:
 Structural Design Consulting
 22 Chestnut Drive
 Old Orchard Beach, ME 04054
 207-934-0539
 MECHANICAL:
 Whitney Engineering
 10 Danforth Street
 Portland, ME 04101
 207-874-7440
 ELECTRICAL:
 Bunker Engineering
 7 Bennett Road
 Freeport, ME 04032
 207-895-0475

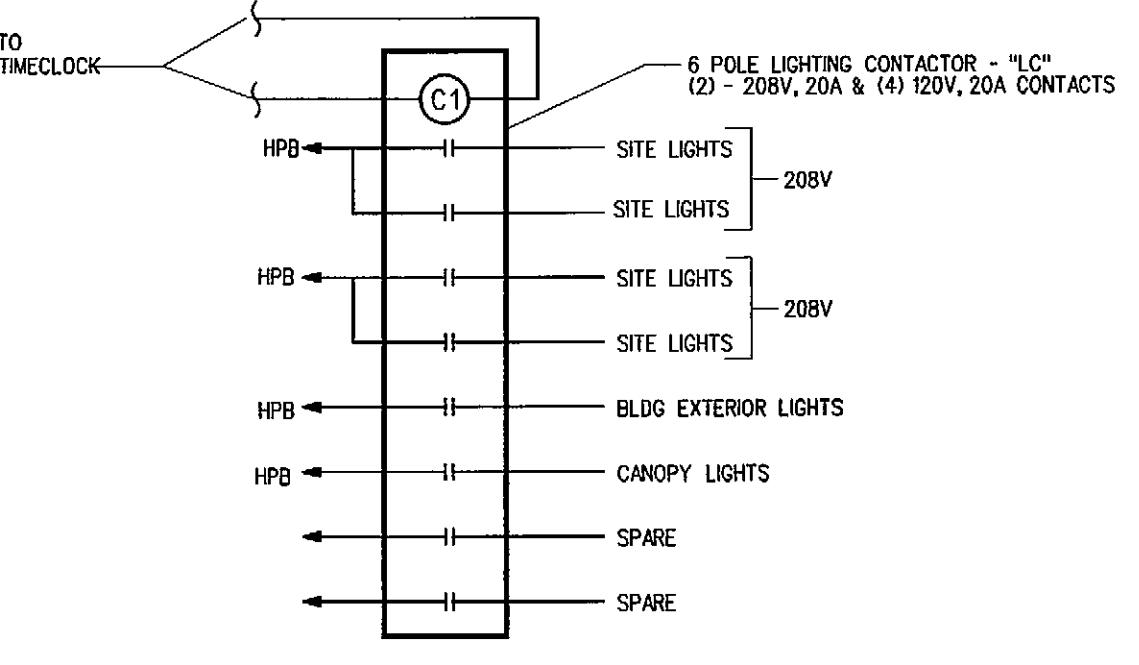
REVISIONS:
 JAN 2, 2006 BID SET
 FEB 9, 2006 PERMIT SET
 FEB 23, 2006
 CONSTRUCTION
 DOCUMENTS

DATE:
 PROJECT No. 0422
 DRAWN BY: WSBUR SPD
 CHECKED BY: CWA/WSBUR
 SCALE: AS NOTED

SHEET TITLE:
 ELEC. DETAILS,
 LEGEND &
 SCHEDULES

E3.1

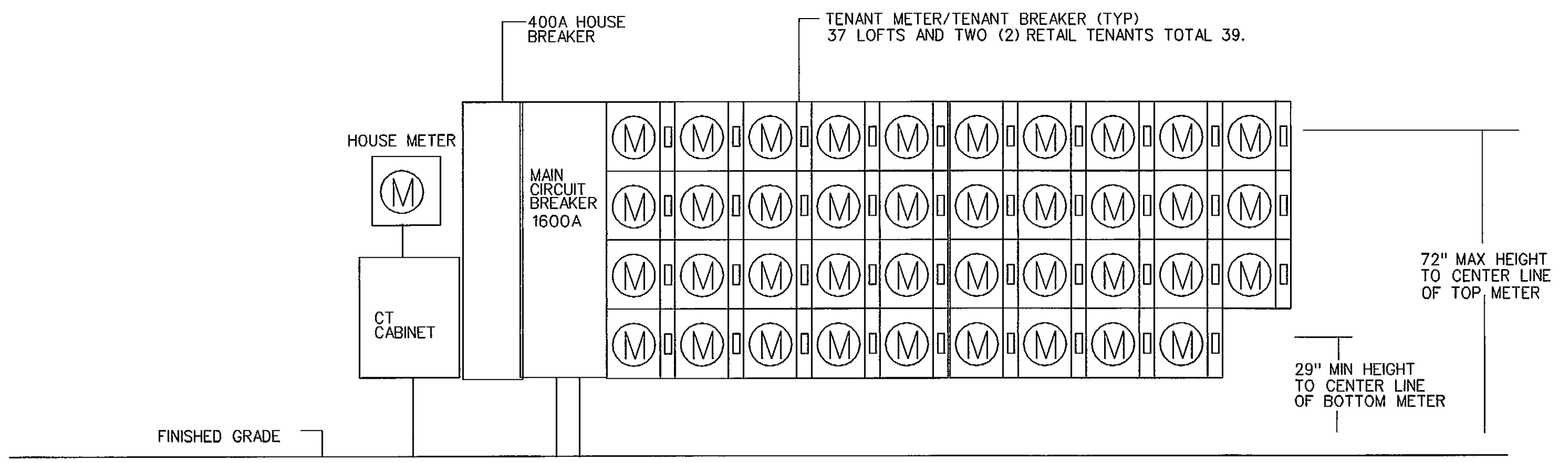
LIGHTING FIXTURE SCHEDULE			
TYPE	DESCRIPTION	LAMPS QUANTITY & TYPE	REMARKS
A	LITHONIA* C-232-120-GEB-CMSMR-WGCSMR	2-F32T8	SURFACE MOUNTED STRIP WITH WIREGUARD
B	LITHONIA* VR1B 32TRT - 120	CF-32W TT	SURFACE MOUNTED PIT LIGHT
C	LITHONIA* LGH-70M-9-RW-FFL-120	70W- MH	RECESSED CANOPY LIGHT
D	LITHONIA* HL-4-32-120-GEB	4-F32 T8	SURFACE MOUNT IN RETAIL
E	LITHONIA* LED THERMOPLASTIC EXIT SIGN	LED'S	SURFACE MOUNT
F	LITHONIA* LA-2-32-120-GEB	2-F32T8	SURFACE MOUNT IN STAIRS
G	PROGRESS*P7109	1-T4 TUNGSTEN HALOGEN -150W	WALL SCONCE
H	LITHONIA*CFWW-2/32TT/AP-WHP-120-DWHG	2-32W CF TT	TRACK HEAD
J	KENALL MR13FL-PP-MW-42P-1-120	1-42W CF TT	SURFACE MOUNT
K	LIGHTOLIER*6731WH213N1	2-13W CF TT	SURFACE MOUNTED ON CEILING IN BATHROOM
L	LITHONIA* 11890-RE-17W-120	1-17W T8	SURFACE MOUNT ABOVE MIRROR
M	LIGHTOLIER*5001WH118E1	1-18WQUAD PIN	SURFACE MOUNT IN ENTRY TO LOFT
N	PROGRESS*P7520-30	G4 BI-PIN QUARTZ HALOGEN	SURFACE MOUNTED UNDERCABINET LIGHT PROVIDE (1) P8652-31 PER LOFT FOR THREE UNDER CABINET LIGHTS



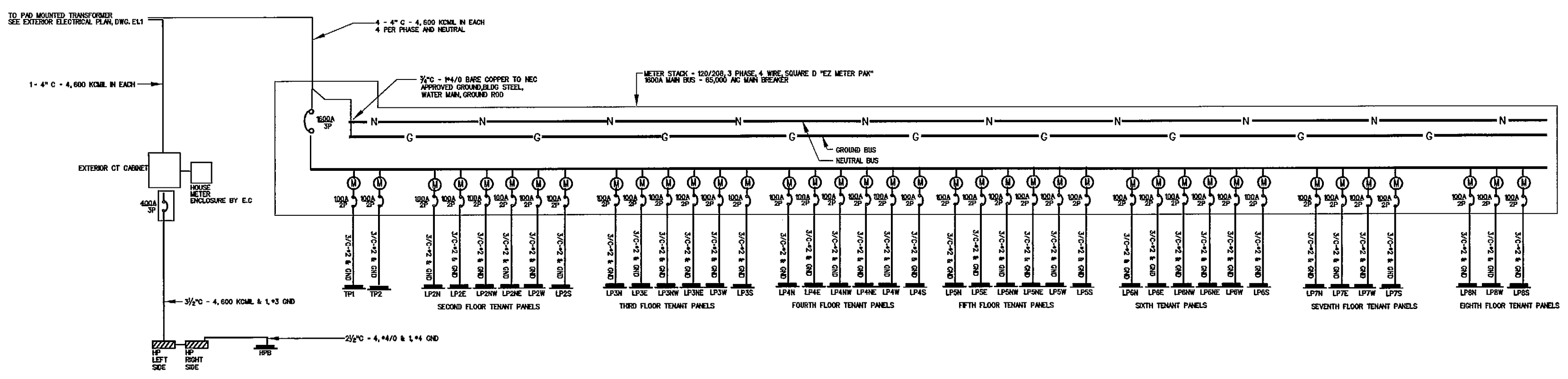
LIGHTING CONTACTOR "LC" DETAIL
SCALE: NONE

SYMBOL LEGEND

- LOAD CENTER, 120/240V, 1PHS, 3WIRE
- POWER PANEL 120/208, 3PHS, 4WIRE
- ⊕ ELECTRIC MOTOR DRIVEN EQUIPMENT
- UNFUSED DISCONNECT SWITCH - 250 VOLT SIZE & NO. POLES AS NOTED.
- SM MANUAL MOTOR STARTER SWITCH WITH THERMAL OVERLOAD DEVICE, MOUNTED AT UNIT
- ⊙ JUNCTION BOX - "H" DENOTES RANGE HOOD, "DS" DENOTES DISPOSAL, "DW" DENOTES DISHWASHER
- B, D, A, O, F, H, O, J, a
- LIGHTING FIXTURES- CAPITAL LETTERS DENOTE TYPE AS PER LIGHTING FIXTURE SCHEDULE. LOWER CASE LETTERS INDICATE SWITCH CONTROL - "OB" INDICATES INBOARD LAMPS CONTROLLED BY SWITCH "b"-OUTBOARD CONTROLLED BY SWITCH " " DIAGONAL INDICATES NIGHT LIGHT (UNSWITCHED)
- ⊗ EXIT LIGHT FIXTURE-UNSWITCHED
- ▽ SELF CONTAINED EMERGENCY LIGHTING UNIT W/ 2 HEADS. PRESCOLITE *EMAX, 12 WATTS FOR 90 MIN. - UNSWITCHED
- RACEWAY & WIRING OR MC CABLE RUN CONCEALED IN WALLS/CEILINGS.
- RACEWAY & WIRING RUN EXPOSED
- RACEWAY & WIRING RUN CONCEALED UNDER FLOOR OF BELOW FINISH GRADE
- HP1 HOME RUN TO PANEL- ARROWS INDICATE QUANTITY OF CIRCUITS- NUMERALS DENOTE CIRCUIT NUMBERS
- DISCONNECT SWITCH - SIZE AS INDICATED
- S SINGLE POLE SWITCH, 120 VOLT, 20 AMP, SPEC GRADE, GROUNDING TYPE, MOUNT 48" AFF, 3-3-WAY, 4-4-WAY, P-PILOT, WP-WEATHERPROOF. LOWER CASE LETTER INDICATES FIXTURE OR CONTROLLED LOAD. PILOT LIGHT SWITCHES SHALL BE PROVIDED W/ ENGRAVED NAMEPLATE IDENTIFYING USE.
- S₂ FAN/LIGHT SWITCHES - TWO 1P SWITCHES IN A 1 GANG BOX SUPPLIED BY M.C., WIRED BY E.C.
- S_B BURNER EMERGENCY SWITCH - RED WITH RED PLATE SURFACE MOUNT 72" AFF.
- ⊕ DUPLEX RECEPTACLE- 20A, 125V. SPEC GRADE GROUNDING TYPE AND MATCHING IVORY PLATE - MOUNT 24" AFF.
- ⊕ DUPLEX RECEPTACLE- GROUND FAULT OUTLET 20A, 125V- WITH MATCHING IVORY PLATE FURNISHED W/ OUTLET. FLUSH MOUNTED 45" AFF EXCEPT AS NOTED.
- ⊕ DRYER OUTLET 30 AMP, 250 VOLT, GROUNDING TYPE FLUSH MOUNTED 18" AFF
- WP WEATHERPROOF
- ⊕ FIRE ALARM HEAT DETECTOR, FIXED TEMPERATURE 135°F -120 VOLTS
- FT ⊕ FIRE ALARM HEAT DETECTOR, FIXED TEMPERATURE 200°F
- ⊕ SMOKE DETECTOR, PHOTOELECTRIC TYPE- SYSTEM CONNECTED, "ER"-ELEVATOR RECALL
- ⊕ SMOKE DETECTOR, PHOTOELECTRIC TYPE- SINGLE STATION
- ⊕ FIRE ALARM CONTROL PANEL SURFACE MOUNT 78" AFF TO TOP
- ⊕ FIRE ALARM PULL STATION MOUNT 48" AFF
- MH ⊕ FIRE ALARM AUDIO/VISUAL, MOUNT 6'-8" AFF -"MH" DENOTES MINIHORN NUMERALS DENOTE CANDELA RATINGS
- 15 SX ⊕ FIRE ALARM VISUAL STROBE ONLY - MOUNT 6'-8" AFF NUMERALS DENOTE CANDELA RATINGS
- ⊕ DIGITAL ALARM COMMUNICATOR TRANSMITTER
- ⊕ UNIT INTERCOM PANEL
- ⊕ INTERCOM PANEL
- ⊕ ELECTRIC DOOR RELEASE
- ⊕ KEY SWITCH FOR AUTOMATIC DOOR
- ⊕ INTERVAL TIME SWITCH - 0 TO 15 MINUTES-IVORY-TORK *A515M-MANUAL, SPRING WOUND.
- ⊕ TELEPHONE OUTLET AND CTV OUTLET IN THE SAME SINGLE GANG BOX. E.C. SHALL PROVIDE CTV CABLE BACK TO SERVICE BOX AND T-4 PAIR TELEPHONE CABLE BACK TO TEL. BACKBOARD.
- ⊕ TELEPHONE CONNECTION MOUNT 18" AFF - W/1-4 PAIR CABLE TO TEL. BACKBOARD. "W" INDICATES WALL MOUNTED AT 48"



METER STACK ELEVATION
SCALE: NONE



ONE LINE DIAGRAM
SCALE: NONE