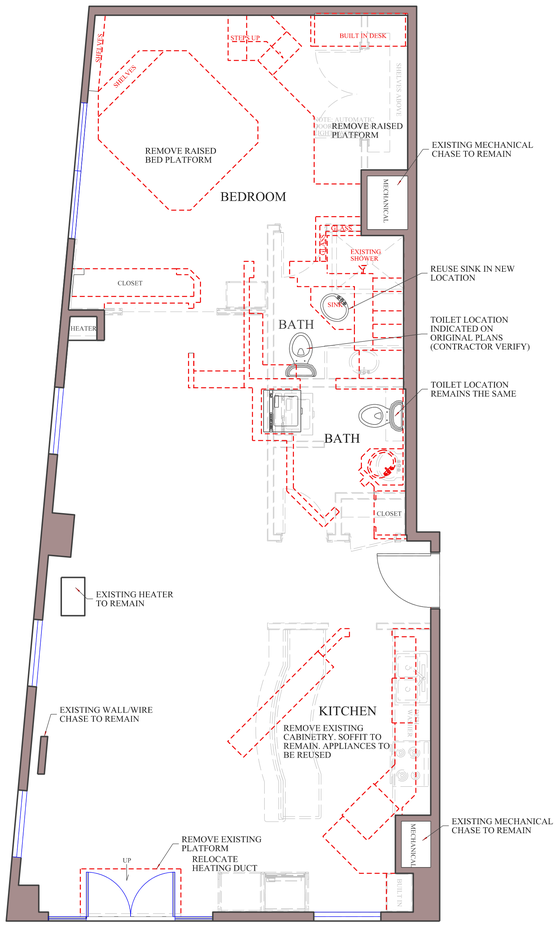

DEMOLITION PLAN

SCALE 1/4"=1'-0"

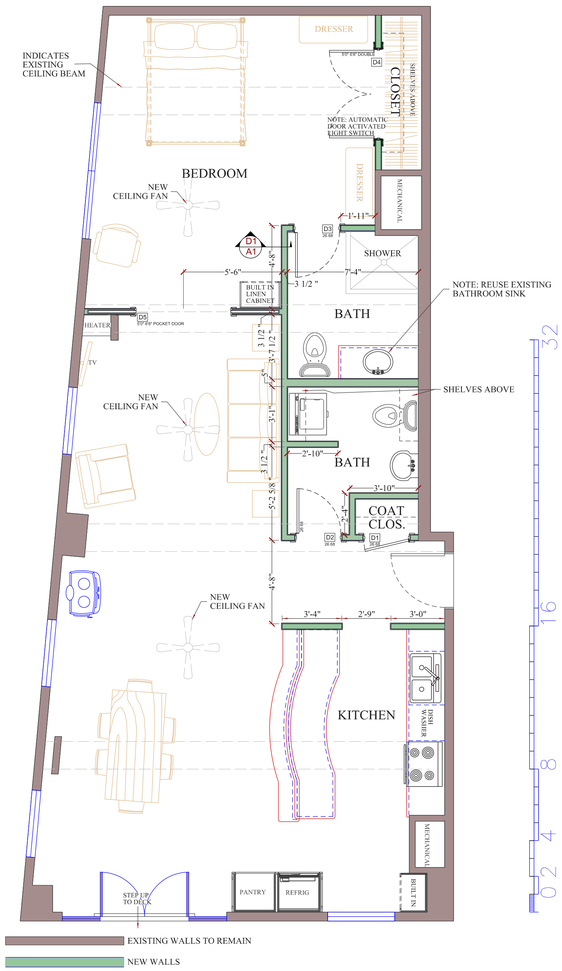

FLOOR PLAN

SCALE 1/4"=1'-0"

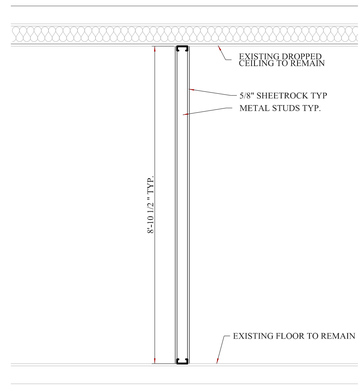

D1 - NEW WALL DETAIL

SCALE 1/2"=1'-0"

DOOR SCHEDULE

D1	26 68	LH
D2	26 68	LH
D3	26 68	RH
D4	50 68 DOUBLE	
D5	50 68 POCKET DOORS	

GENERAL NOTE

1. Maintain all fire resistant rated wall and ceiling membranes and penetrations with like materials and fire stop products in accordance with the IBC.

2. All renovations are contained within the dewlling unit.

0 1 2 4 8 16ft.
GRAPHIC SCALE

THESE DRAWINGS ARE PROTECTED
UNDER FEDERAL COPYRIGHT AND STATE LAW
• NO EXPLOITATION
• NO ALTERATIONS
• NO UNAUTHORIZED USE
WITHOUT APPROVAL OF JOE WALTMAN ©2014

JOSEPH WALTMAN
ARCHITECTURAL DESIGN
ARCHITECTURAL DESIGN ✦ CONSULTATION ✦ PROJECT MANAGEMENT
RESIDENTIAL AND LIGHT COMMERCIAL
19 Ashland Ave. Yarmouth, ME 04096
CELL (207) 829-6855
PHONE (207) 846-5711

NEIL PORTA
CHESTNUT STREET LOFTS-UNIT 7W

C:\Users\Joe\Dropbox\DRAWINGS ETC MAIN COMPUTER\ NEIL\CHESTNUT STREET LOFTS\Chestnut Street Loft Porta.dgn

DATE:3/24/2014
SCALE: AS NOTED
PRINTED: $DATE$

DRAWING NAME
RENOVATION

SHEET NO.
A1