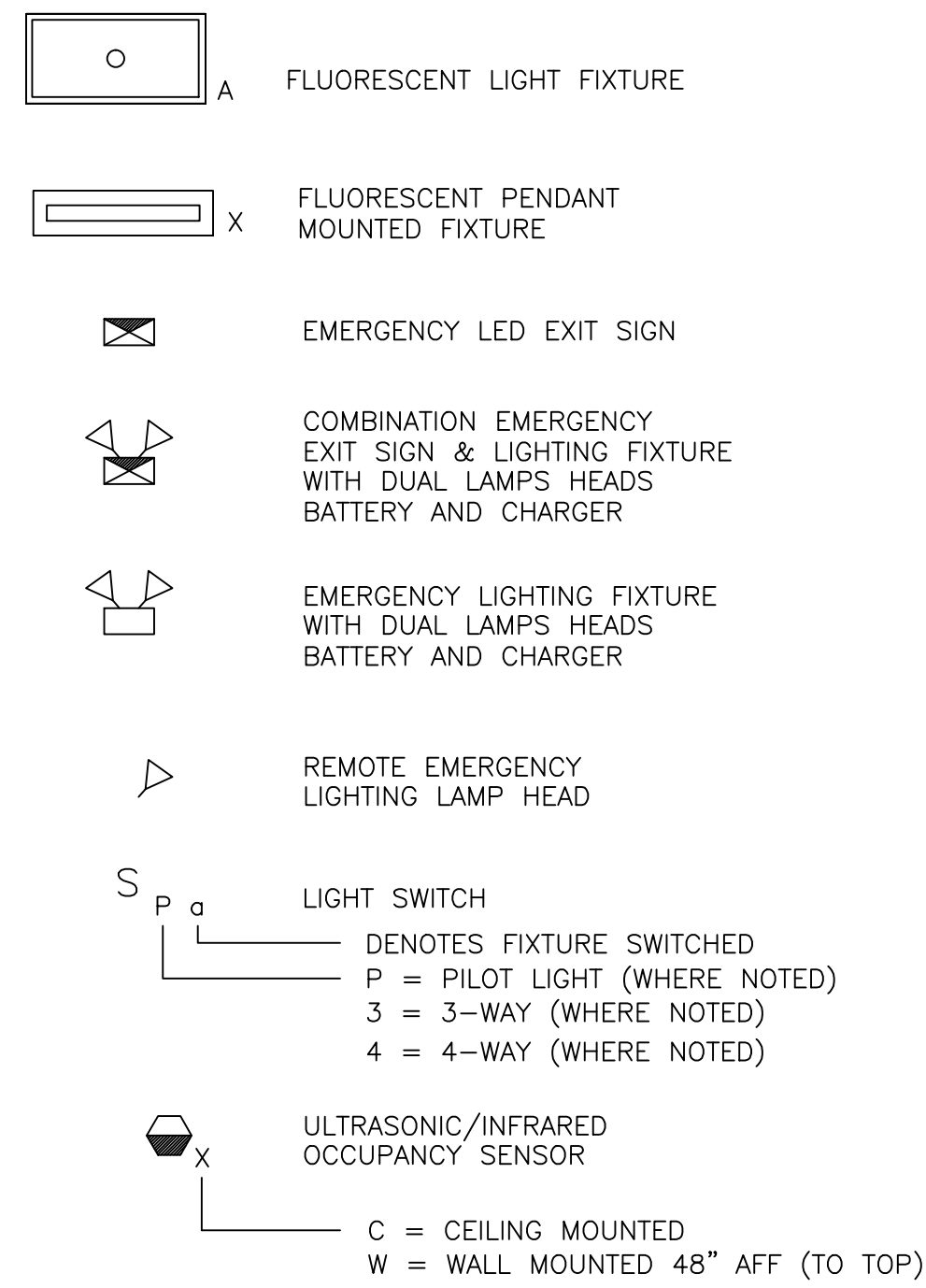
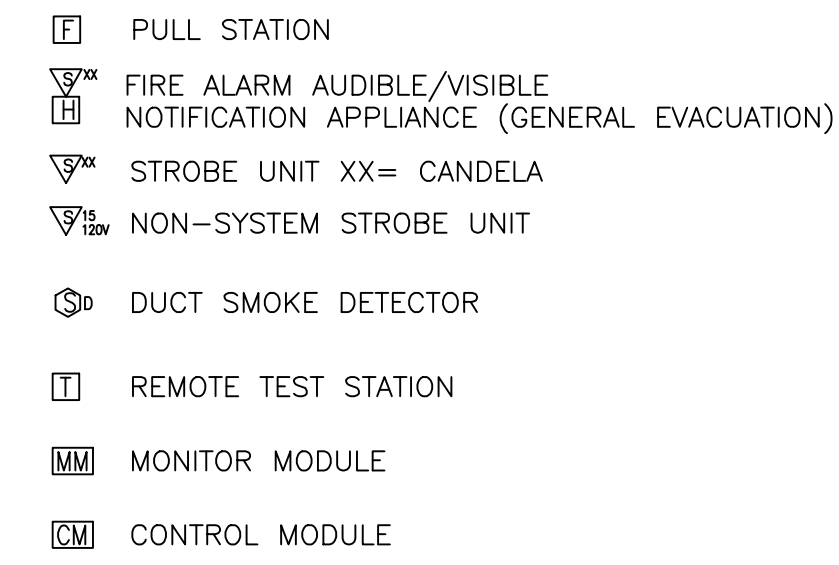


LIGHTING SCHEDULE					
TYPE	DESCRIPTION	MANUFACTURER	LAMPS	MOUNTING	NOTES
A	2' X 4' FLUORESCENT RECESSED ACRYLIC LENS FIXTURE WITH SUPER T8 LAMP/BALLAST COMBINATION 120V	LITHONIA	(2)-32W SUPER T8	CEILING GRID	MODEL #: 2GT8232U316MVOLTADOPL
B	8' INDUSTRIAL FIXTURE (EXISTING TO BE RELOCATED) 120V	N/A	(2)-32W T8	CEILING SURFACE	EXISTING
C	CEILING MOUNTED DUAL TECHNOLOGY ULTRASONIC AND PASSIVE INFRARED OCCUPANCY SENSOR 120V	HUBBELL	N/A	CEILING SURFACE	MODEL #: OMNIDT500 FURNISH RELAYS/POWER PACKS AS REQUIRED FOR A COMPLETE AND OPERABLE INSTALLATION
W	WALL MOUNT PASSIVE INFRARED OCCUPANCY SENSOR 120V	HUBBELL	N/A	WALL	MODEL #: LHMTS
	EMERGENCY BATTERY UNIT 120V	DUAL-LITE	(2)-3W LED	WALL SURFACE	MODEL #: LZ15-03L
	LED EXIT SIGN EMERGENCY BATTERY UNIT COMBINATION 120V	DUAL-LITE	(2)-3W LED	CEILING SURFACE	MODEL #: LTRW3-03L

LIGHTING SYMBOLS



FIRE ALARM SYMBOLS

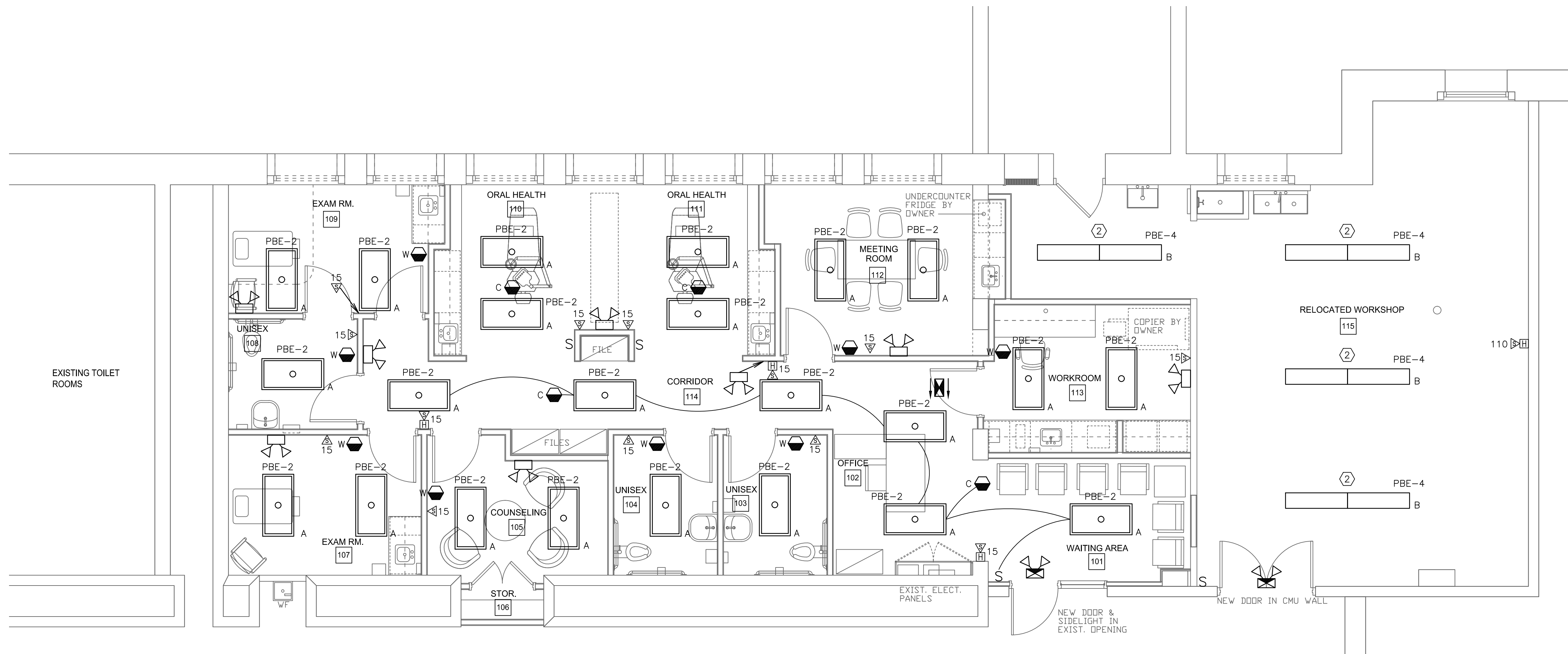


NOTES:


- SEE E.O.0 FOR LEGEND, ABBREVIATIONS AND GENERAL NOTES.
- WIRE EMERGENCY LIGHTS AND EXIT SIGNS TO LOCAL AREA LIGHTING CIRCUIT.
- INTENT IS TO REUSE EXISTING CIRCUITS FOR LIGHTING IN THIS AREA, FED FROM PANEL PBE LOCATED AT THE END OF THE HALL. FURNISH ADDITIONAL WIRING AS REQUIRED.

KEYED NOTES:

- EXISTING PANEL
- EXISTING LIGHTING FIXTURE TO BE RELOCATED, RECONNECT LIGHTING FIXTURES TO EXISTING LIGHTING CIRCUIT AND CONTROLS.





1 CLINIC LIGHTING & FIRE ALARM LAYOUT
SCALE: 1/4" = 1'-0"



Winton Scott Architects
5 Milk Street
Portland, Maine 04101
207 774 4811
www.wintonsscott.com

Architecture / Planning
Preservation Architecture
Interior Architecture



Portland High School Health Clinic

284 Cumberland Ave.
Portland, Maine

BID SET
April 24, 2013

Electrical Lighting &
Fire Alarm Layout

1/4" = 1'-0"