

GENERAL NOTES:

1. CONTRACTOR TO TAKE EXTREME CAUTION DURING DISMANTLING OF ALL EXISTING MASONRY, INCLUDING PROPER SHORING OF ALL LOAD BEARING WALLS. CARE IS TO BE TAKEN IN SALVAGE OF ALL BRICK FOR REUSE.

2. CONTRACTOR TO NOTIFY OWNER AND ARCHITECT ONCE SUBSTRATES ARE EXPOSED FOR ALL WORK TASKS, INCLUDING BUT NOT LIMITED TO ROOF DECK AND STRUCTURE, WALL CAVITIES, KEYSTONE AND SPRING BLOCK SUBSTRATE.

ARCADIA DESIGNWORKS, THEIR EMPLOYEES AND CONSULTANTS PROVIDE THESE DRAWINGS AS GUIDELINES FOR RESTORATION OF EXISTING DAMAGED MASONRY CONSTRUCTION. THE CONTRACTOR IS TO INFORM THE OWNER AND ARCHITECT OF UNFORESEEN CONDITIONS THAT MAY WARRANT FURTHER INVESTIGATION, ANALYSIS AND/OR REVISIONS TO PREVIOUS DESIGN WORK AND RESTORATION DETAILS.

GENERAL NOTES - CUT OUT DAMAGED BRICK, SOFT MORTAR AND REMOVE ALL EFFLORESCENCE AND ORGANIC MATTER ON ALL MASONRY SURFACES INTERIOR AND EXTERIOR. INSTALL SALVAGED AND NEW BRICK AS NEEDED AND REPOINT ALL BRICK, CEMENTITIOUS BASES AND SEAL ALL GAPS IN WINDOWS AND DOORS. CONSULT ARCHITECT ON NEW BRICK AND MORTAR COLOR.

PIER REINFORCING STAPLES INSTALLED @ EVERY 3RD COURSE.



IM30

T030 MASONRY PIER: REPAIR BRICK & INFILL ELEC. SOCKET. INSTALL STITCHING W/ S.S. STAPLE ANCHORS DTL 10/A-22 @ LOCATIONS SHOWN.



IM31

T031 MASONRY PIER: REMOVE WD COVER & INFILL W/ BRICK. INSTALL STITCHING W/ S.S. STAPLE ANCHORS DTL 10/A-22 @ LOCATIONS SHOWN.



IM32

T032 MASONRY PIER: REMOVE WD COVER & INFILL W/ BRICK. INSTALL STITCHING W/ S.S. STAPLE ANCHORS DTL 10/A-22 @ LOCATIONS SHOWN.



IM33

T033 MASONRY PIER: REMOVE WD COVER & INFILL W/ BRICK. INSTALL STITCHING W/ S.S. STAPLE ANCHORS DTL 10/A-22 @ LOCATIONS SHOWN.



IM34

T034 MASONRY PIER: REPAIR BRICK & INFILL ELEC. SOCKET. INSTALL STITCHING W/ S.S. STAPLE ANCHORS DTL 10/A-22 @ LOCATIONS SHOWN.




IM35

T035 MASONRY PIER: REMOVE WD COVER & INFILL W/ BRICK. INSTALL STITCHING W/ S.S. STAPLE ANCHORS DTL 10/A-22 @ LOCATIONS SHOWN.



IM36

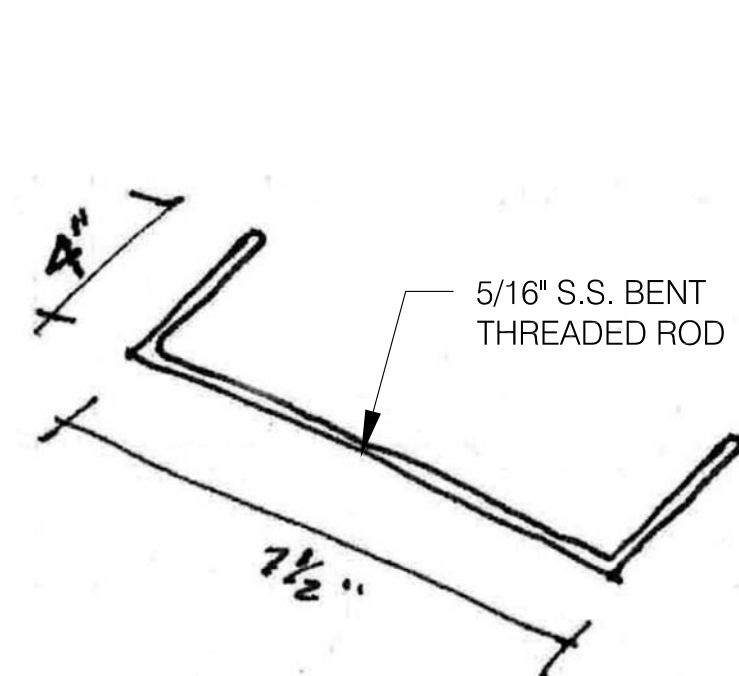
T036 MASONRY PIER: REMOVE WD COVER & INFILL W/ BRICK. INSTALL STITCHING W/ S.S. STAPLE ANCHORS DTL 10/A-22 @ LOCATIONS SHOWN.



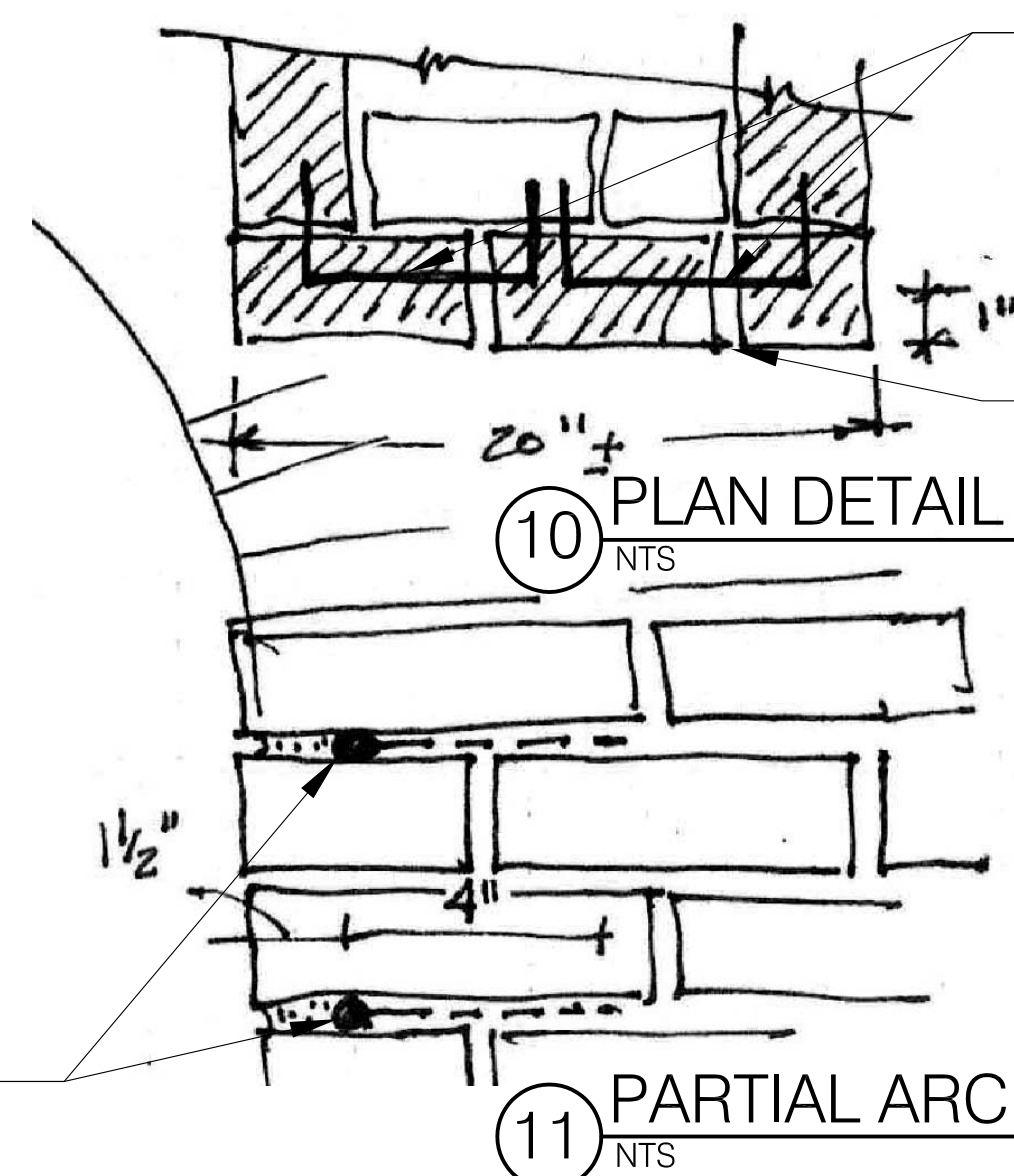
IM37

T037 MASONRY PIER: REPAIR BRICK & INFILL ELEC. SOCKET. INSTALL STITCHING W/ S.S. STAPLE ANCHORS DTL 10/A-22 @ LOCATIONS SHOWN.

10/A-22 TYPICAL



STAPLE ANCHOR
N.T.S.



10 PLAN DETAIL
NTS

11 PARTIAL ARCH DETAIL
NTS

5/16" STAINLESS STEEL BENT THREADED ROD STAPLE ANCHOR. CUT MORTAR AND DRILL HOLES. INSERT STAPLE LEGS W/ EPOXY AND REGROUT W/ REPOINTING MORTAR.

CUT & REPOINT EXISTG BRICK. PATCH AS REQUIRED W/ SALVAGED BRICK

5/16" STAINLESS STEEL THREADED STAPLE ROD

08.19.2010

PHASE:

MASONRY RESTORATION

PROJECT:

PORTLAND HIGH SCHOOL
PORTLAND MAINE

TITLE:

ARCADE INTERIOR ELEVATIONS

SHEET:

A-22

JOB:

AD-AR04-2010