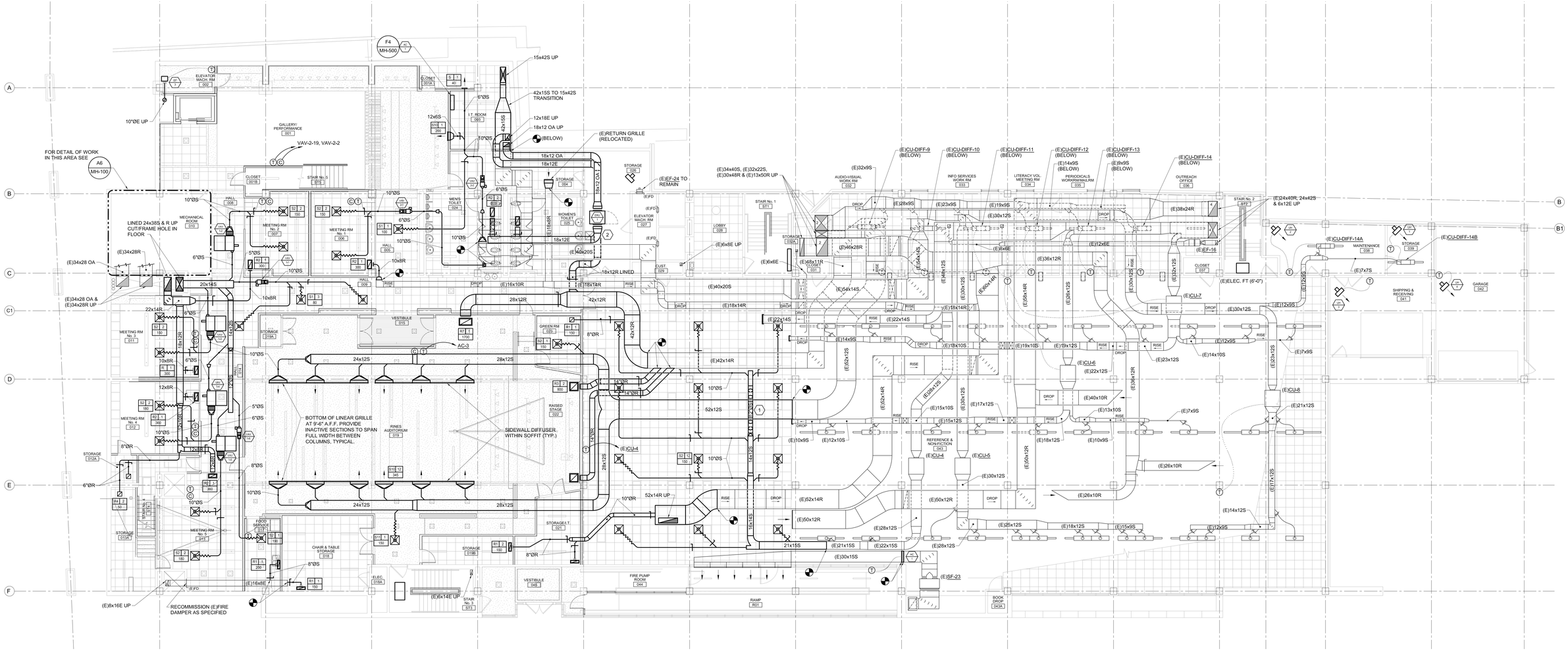

KEYED NOTES:

1. OFFSET DUCT W/45° ELBOWS; RISE BETWEEN BEAMS TO AVOID DUCTS.
2. UNDER BASE BID CONNECT EXHAUST DUCT TO EXISTING EXHAUST DUCT IN HALL.

PLAN NORTH

C1	MECHANICAL PLAN ~ LOWER LEVEL
1/8" = 1'-0"	

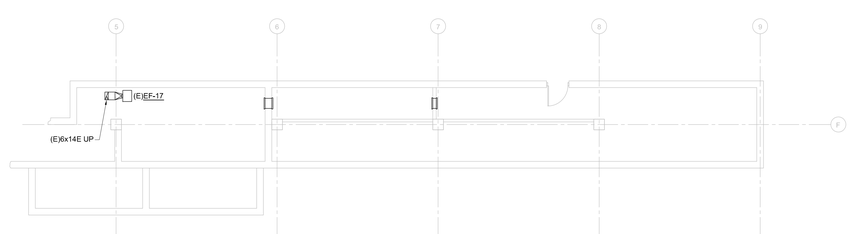

A1	MECHANICAL PLAN ~ ELECTRICAL ROOM & RAMP
1/8" = 1'-0"	

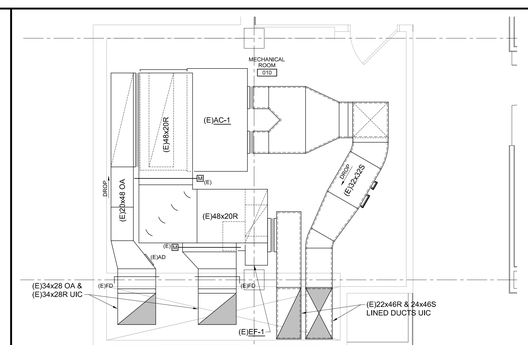

A5	DETAIL ~ MECHANICAL ROOM 010 PART PLAN
1/4" = 1'-0"	

Allied Engineering
Structural Mechanical Electrical Commissioning
160 Veranda Street
Portland, Maine 04103
T: 207.221.2260
F: 207.221.2266
Web: www.allied-eng.com

Allied Project No: 08040 | Cad File: 08040M.DWG | Checked By: IAM

Scott Simons Architects
75 York Street
Portland, Maine 04101
tel 207 772 4656
fax 207 828 4656
web www.simonsarchitects.com

THIS DRAWING IS THE PROPERTY OF SCOTT SIMONS ARCHITECTS AND IS NOT TO BE COPIED OR REPRODUCED IN PART OR WHOLE.

STATE OF MAINE
IAN A. MACDONALD
No. 6990
LICENSED
PROFESSIONAL ENGINEER

PROJECT
Portland Public Library Renovation
PORTLAND, ME

TITLE
MECHANICAL PLAN ~ LOWER LEVEL

STATUS:
Issued for Bidding

DATE: 02-13-2009
SCALE: As Noted
PROJECT NO. 2008-0030
DRAWN BY: REW
REVISION /DATE:

2008© Scott Simons Architects

DWG NO.
MH-100

N:\Projects\2008\08040 ~ Portland Public Library ~ Phase 1\00 Drawing Files\08040M.dwg Feb 13, 2009 ~ 12:56pm