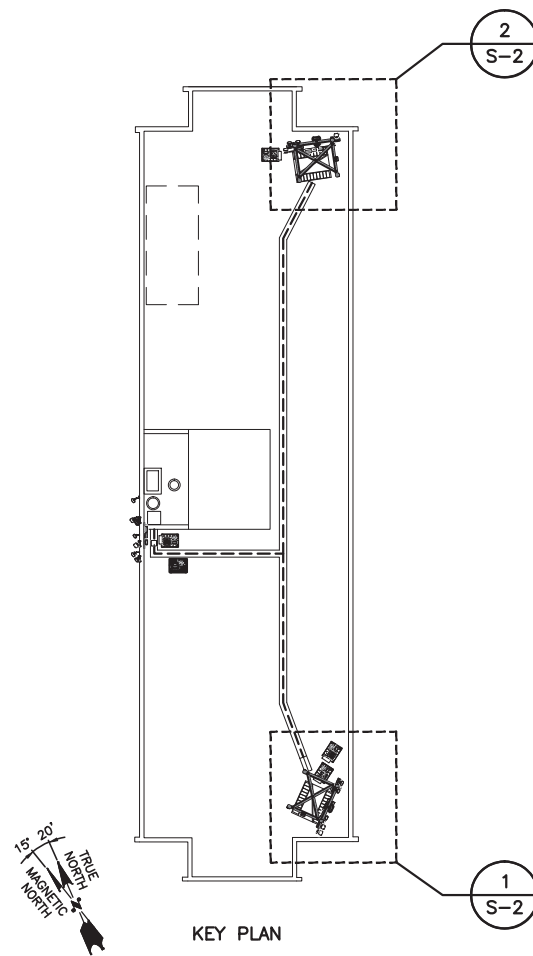


STUB-UP LOCATIONS BETA SECTOR

22x34 SCALE: 3/4"=1'-0"
11x17 SCALE: 3/8"=1'-0"

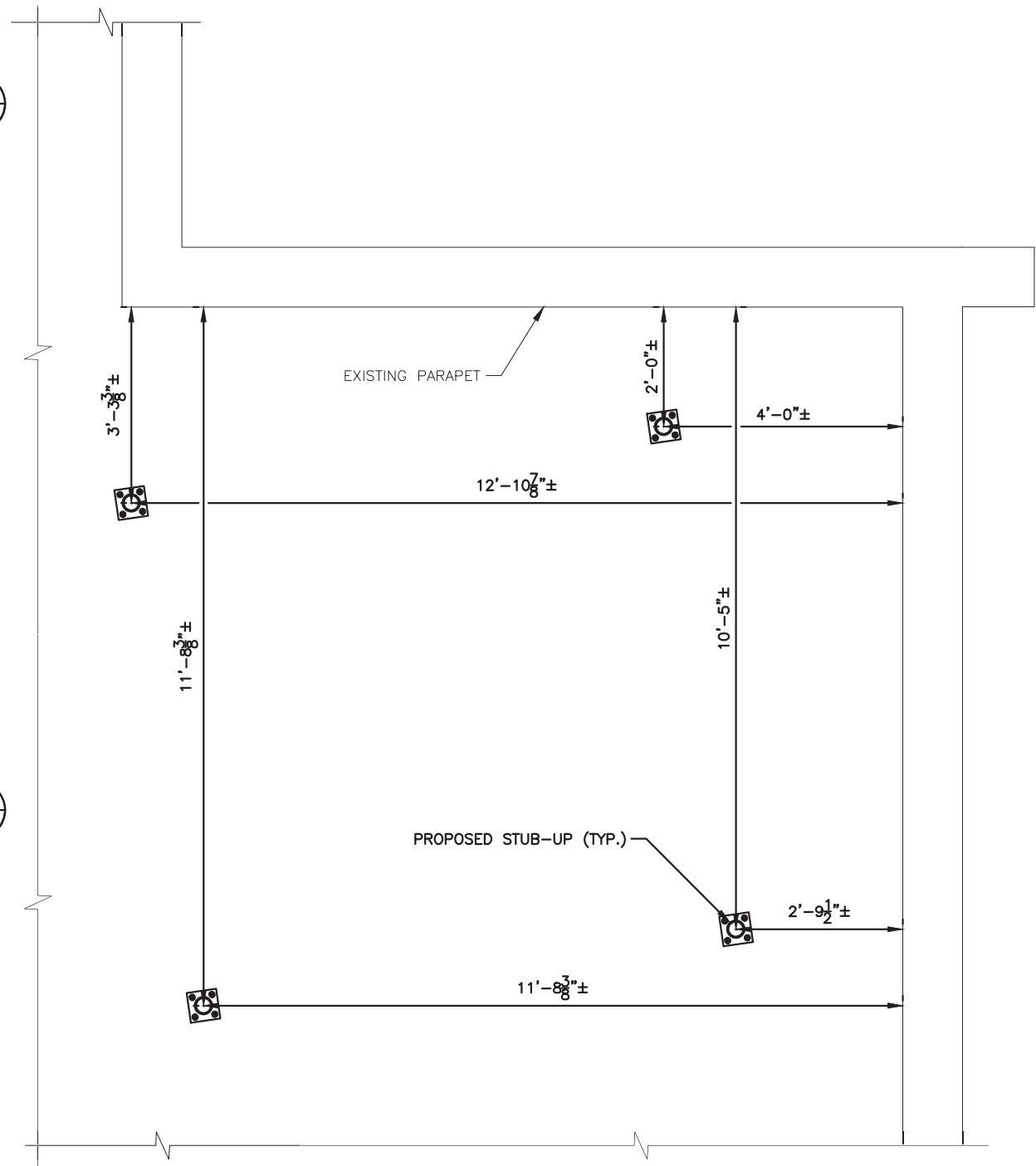
1
S-2



KEY PLAN

NOTE:


REFER TO STRUCTURAL ANALYSIS
BY: HUDSON DESIGN GROUP, LLC,
DATED: NOVEMBER 06, 2017
FOR THE CAPACITY OF THE
EXISTING STRUCTURES TO SUPPORT
THE PROPOSED EQUIPMENT.



STUB-UP LOCATIONS ALPHA SECTOR

22x34 SCALE: 3/4"=1'-0"
11x17 SCALE: 3/8"=1'-0"

2
S-2



45 BEECHWOOD DRIVE
NORTH ANDOVER, MA 01845
TEL: (978) 557-5553
FAX: (978) 336-5586



16 ESQUIRE ROAD
BILLERICA, MA 01862
TEL: (978) 608-8400

SITE NUMBER: ME5040
SITE NAME: MUNJOY HILL

211 CUMBERLAND AVENUE
PORTLAND, ME 04101
CUMBERLAND COUNTY



550 COCHITUATE ROAD
FRAMINGHAM, MA 01701

NO.	DATE	REVISIONS	BY	CHK	APP'D
0	11/28/17	ISSUED FOR CONSTRUCTION	CL	JC	DC
1	11/16/17	ISSUED FOR REVIEW	CL	JC	DC

SCALE: AS SHOWN DESIGNED BY: JC DRAWN BY: CL

AT&T

STRUCTURAL DETAILS
(LTE 6C/FN/2RRH)

JOB NUMBER	DRAWING NUMBER	REV
ME5040	S-2	0