BECKER
STRUCTURAL ENGINEERS
75 York Street, Portland, Maine 04101
207.879.1838 * beckerstructural.com

PDT ARCHITECTS
49 DARTMOUTH STREET
PORTLAND, MAINE 04101
207-775-1059
www.pdtarchs.com

COPYRIGHT 2010
PDT Architects
Reuse or reproduction of the contents of this document is not permitted without written permission of PDT Architects.

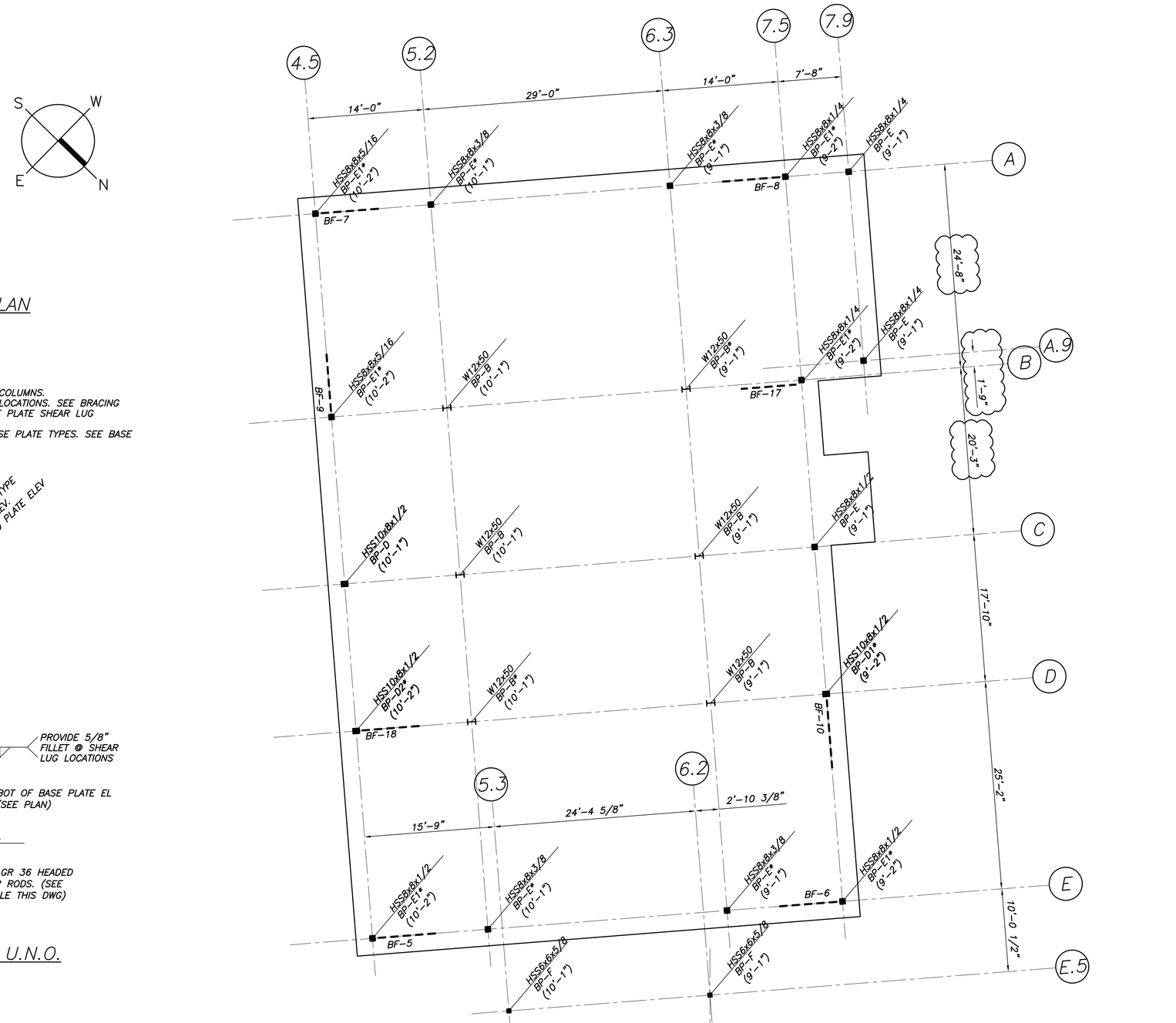

COLUMN LAYOUT PLAN
1/8"=1'-0"

NOTES:

1. SEE FRAMING PLANS FOR ADDL COLUMNS.
2. BFxx INDICATES BRACED FRAME LOCATIONS. SEE BRACING ELEVATIONS DWG S1.8 FOR BASE PLATE SHEAR LUG LOCATIONS AND ADDL INFO.
3. BP-A, BP-B, ETC INDICATES BASE PLATE TYPES. SEE BASE PLATE DETAILS THIS DWG.

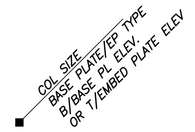

LEGEND

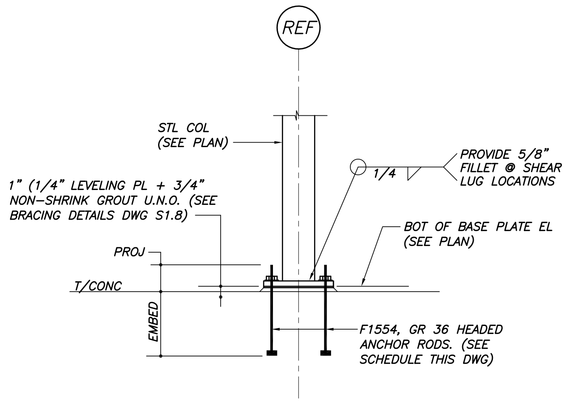

TYP COL BASE DETAIL U.N.O.
N.T.S.

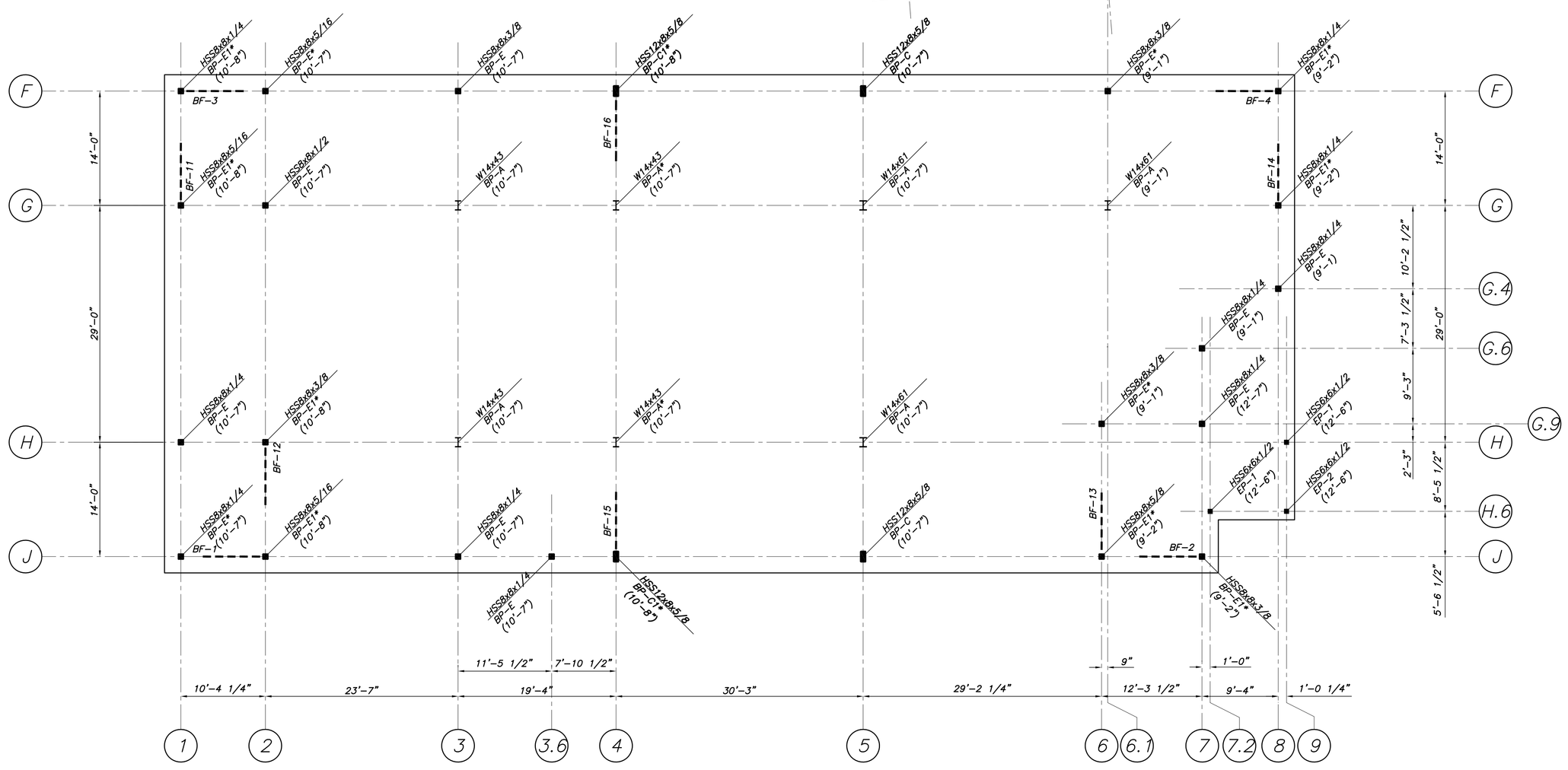

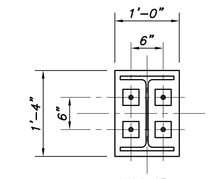

PL 1x12x1'-4"
W/(4)-1 5/16"ø HOLES FOR
(4)-3/4"ø F1554 GR 36 ANCHOR
RODS W/12" EMBED & 6" PROJ
W/1/4"x2"x2" PL WASHERS

* INDICATES LOCATIONS W/1 1/2" BASE PL W/(4)-2 5/16"ø HOLES FOR (4)-1 1/2"ø F1554 GR36 ANCHOR RODS W/2'-6" EMBED INTO PILE CAP & 6" PROJ W/1/2"x3 1/2"x3 1/2" PL WASHERS. SEE DETAILS FOR BASE PL "L" & "W" DIMENSIONS. PROVIDE PL WASHER 1/2"x3 1/2"x3 1/2" AT BOTTOM OF ROD.

BP-A

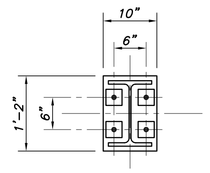

PL 1x10x1'-2"
W/(4)-1 5/16"ø HOLES FOR
(4)-3/4"ø F1554 GR 36 ANCHOR
RODS W/12" EMBED & 6" PROJ
W/1/4"x2"x2" PL WASHERS

* INDICATES LOCATIONS W/1 1/2" BASE PL W/(4)-2 5/16"ø HOLES FOR (4)-1 1/2"ø F1554 GR36 ANCHOR RODS W/2'-6" EMBED INTO PILE CAP & 6" PROJ W/1/2"x3 1/2"x3 1/2" PL WASHERS. SEE DETAILS FOR BASE PL "L" & "W" DIMENSIONS. PROVIDE PL WASHER 1/2"x3 1/2"x3 1/2" AT BOTTOM OF ROD.

BP-B

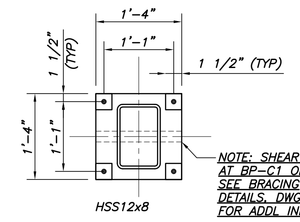

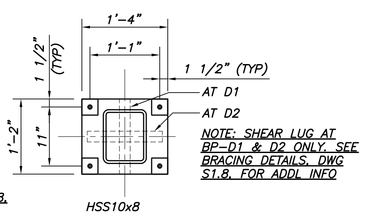

PL 1x16x1'-4"
W/(4)-1 5/16"ø HOLES FOR
(4)-3/4"ø F1554 GR 36 ANCHOR
RODS W/12" EMBED & 6" PROJ
W/1/4"x2"x2" PL WASHERS

* INDICATES LOCATIONS W/1 1/2" BASE PL W/(4)-2 5/16"ø HOLES FOR (4)-1 1/2"ø F1554 GR36 ANCHOR RODS W/2'-6" EMBED INTO PILE CAP & 6" PROJ W/1/2"x3 1/2"x3 1/2" PL WASHERS. SEE DETAILS FOR BASE PL "L" & "W" DIMENSIONS. PROVIDE PL WASHER 1/2"x3 1/2"x3 1/2" AT BOTTOM OF ROD.

BP-C
BP-C1

PL 1x14x1'-4"
W/(4)-1 5/16"ø HOLES FOR
(4)-3/4"ø F1554 GR 36 ANCHOR
RODS W/12" EMBED & 6" PROJ
W/1/4"x2"x2" PL WASHERS

* INDICATES LOCATIONS W/1 1/2" BASE PL W/(4)-2 5/16"ø HOLES FOR (4)-1 1/2"ø F1554 GR36 ANCHOR RODS W/2'-6" EMBED INTO PILE CAP & 6" PROJ W/1/2"x3 1/2"x3 1/2" PL WASHERS. SEE DETAILS FOR BASE PL "L" & "W" DIMENSIONS. PROVIDE PL WASHER 1/2"x3 1/2"x3 1/2" AT BOTTOM OF ROD.

BP-D
BP-D1
BP-D2

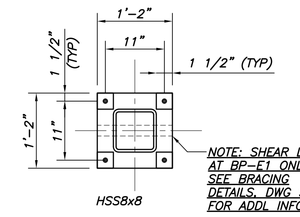

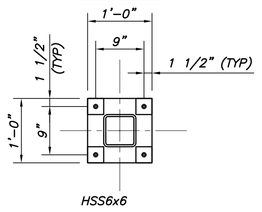

PL 1x14x1'-2"
W/(4)-1 5/16"ø HOLES FOR
(4)-3/4"ø F1554 GR 36 ANCHOR
RODS W/12" EMBED & 6" PROJ
W/1/4"x2"x2" PL WASHERS

* INDICATES LOCATIONS W/1 1/2" BASE PL W/(4)-2 5/16"ø HOLES FOR (4)-1 1/2"ø F1554 GR36 ANCHOR RODS W/2'-6" EMBED INTO PILE CAP & 6" PROJ W/1/2"x3 1/2"x3 1/2" PL WASHERS. SEE DETAILS FOR BASE PL "L" & "W" DIMENSIONS. PROVIDE PL WASHER 1/2"x3 1/2"x3 1/2" AT BOTTOM OF ROD.

BP-E
BP-E1

PL 1x12x1'-0"
W/(4)-1 5/16"ø HOLES FOR
(4)-3/4"ø F1554 GR 36 ANCHOR
RODS W/12" EMBED & 6" PROJ
W/1/4"x2"x2" PL WASHERS

BP-F

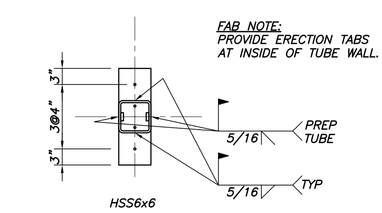

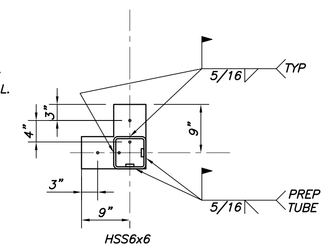

PL 1x6x1'-6"
W/(4)-NELSON 5/8"øx18 3/16" D2L
DEFORMED BAR ANCHORS

EP-1

PL 1x12x1'-0"
W/(4)-NELSON 5/8"øx18 3/16" D2L
DEFORMED BAR ANCHORS

EP-2

Pearl Place II
184 Pearl Street

STATE OF MAINE
PAUL B. BECKER
NO. 8554
LICENSED
PROFESSIONAL ENGINEER

JOB NO.	10-020
DRWN.	APP
SCALE:	NOTED
ISSUE	3 AUGUST 2011
TITLE	COLUMN LAYOUT PLAN
SHEET	S1.7