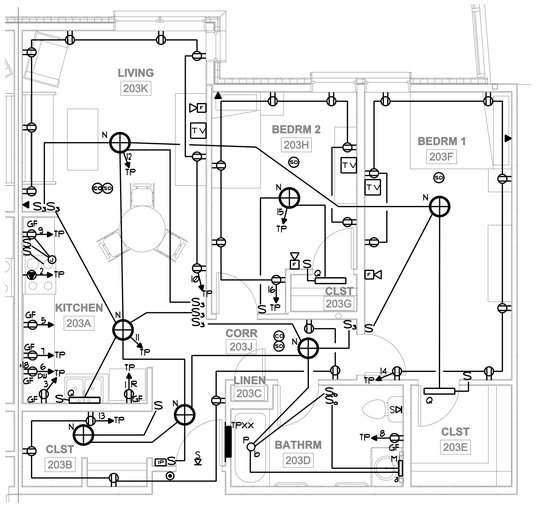

6D UNIT 203, 303, 403 (2-B-1)
1/4" = 1'-0"

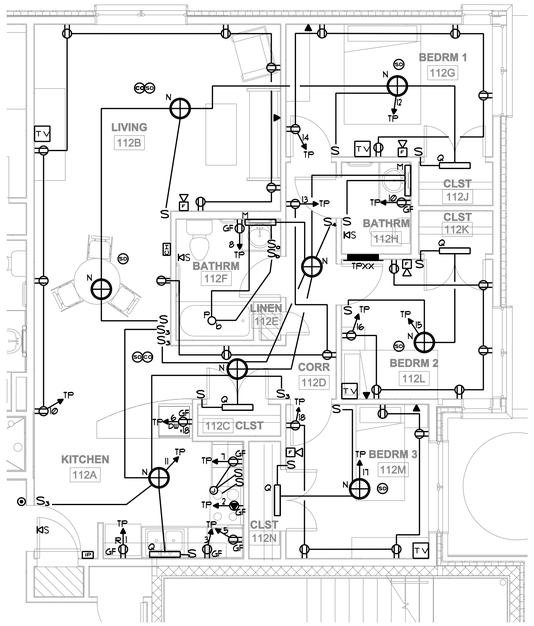

5D UNIT 112 (3-B-3)
1/4" = 1'-0"

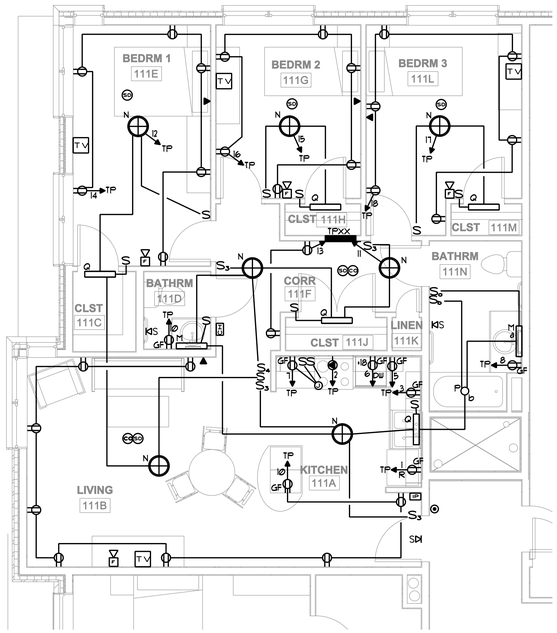

3D UNIT 111, 211, 311, 411 (3-B-2)
1/4" = 1'-0"

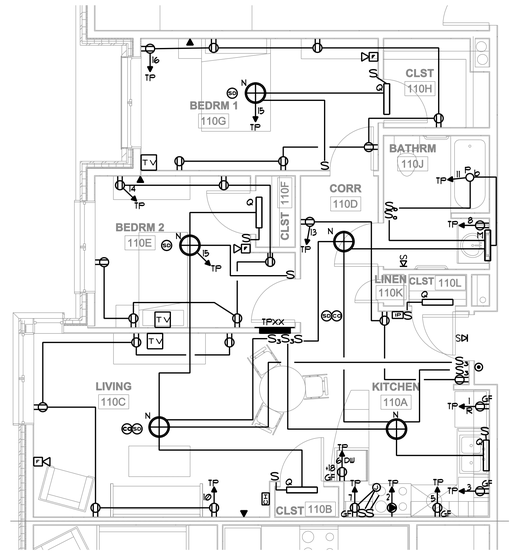

2D UNIT 110, 210, 310, 410 (2-A-3)
1/4" = 1'-0"

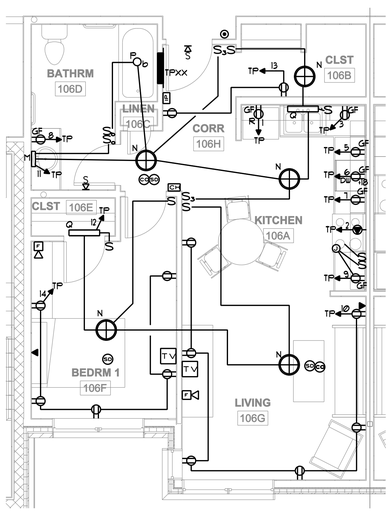

6A UNIT 103, 106, 113, 114, 206, 213, 214, 306, 313, 314, 406, 413, 414 (1-B-2)
1/4" = 1'-0"

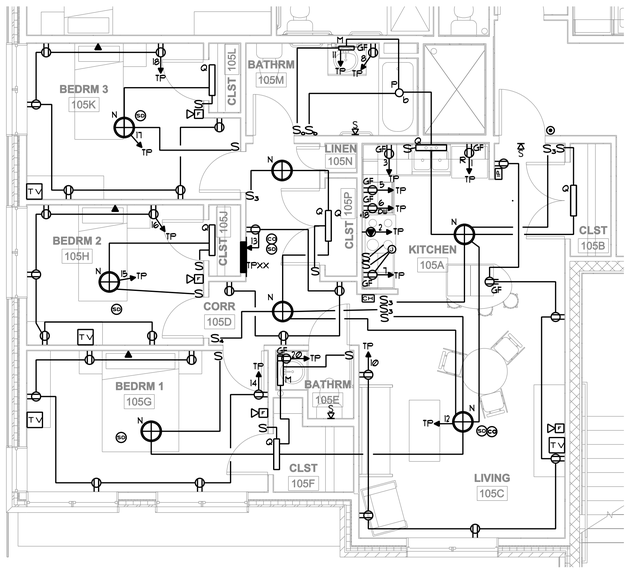

5A UNIT 105, 205, 305 (3-B-1)
1/4" = 1'-0"

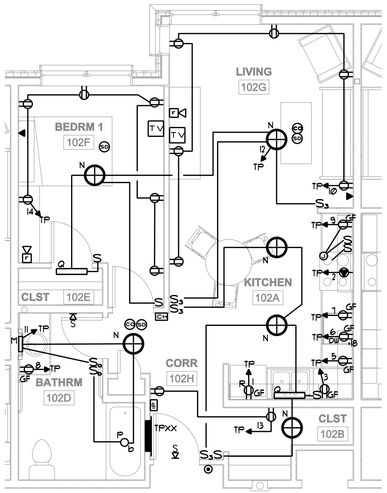

3A UNIT 102, 202, 302, 402 (1-B-1)
1/4" = 1'-0"

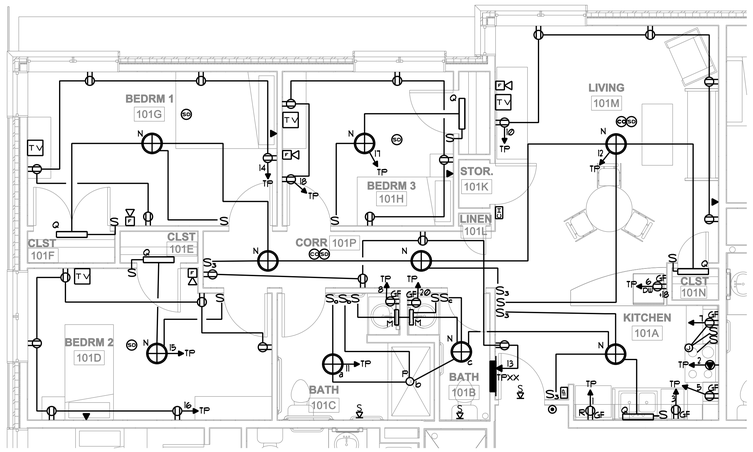

2A UNIT 101, 201, 301 (3-A-1)
1/4" = 1'-0"

UNIT DESIGNATION KEY
(1-A-3)
- LAYOUT CONFIGURATION
- ANSI A117.1 ACCESIBILITY
  - A - ACCESSIBLE DWELLING UNIT
  - B - ADAPTABLE DWELLING UNIT
- NUMBER OF BEDROOMS

UNIT DESIGNATION KEY
(1-A-3)
- LAYOUT CONFIGURATION
- ANSI A117.1 ACCESIBILITY
  - A - ACCESSIBLE DWELLING UNIT
  - B - ADAPTABLE DWELLING UNIT
- NUMBER OF BEDROOMS

P D T
ARCHITECTS
49 DARTMOUTH STREET
PORTLAND, MAINE 04101
207-775-1059
www.pdtarchs.com

COPYRIGHT 2011
PDT Architects
Reuse or reproduction of the contents of this document is not permitted without written permission of PDT Architects.

BENNETT ENGINEERING
MECHANICAL • ELECTRICAL
(207) 865-9475

Pearl Place II
184 Pearl Street

STATE OF MAINE
LICENSED
PROFESSIONAL ENGINEER

JOB NO.
10-020

DRWN. CHK
TWG WSBJR

SCALE:
AS NOTED

ISSUE:
August 3, 2011
For Bid

TITLE
TYPICAL UNIT ELECTRICAL PLANS

SHEET
E2.1