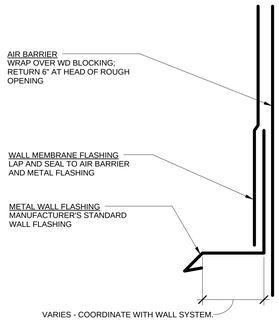

E4 FLASHING DETAIL
6" = 1'-0"

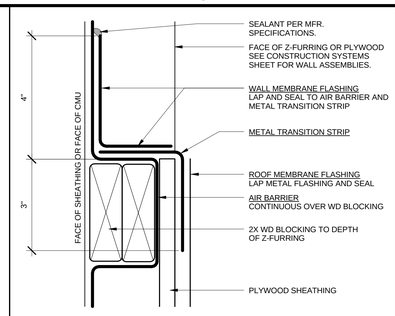

E3 AIR BARRIER / ROOF MEMBRANE TRANSITION DETAIL
6" = 1'-0"

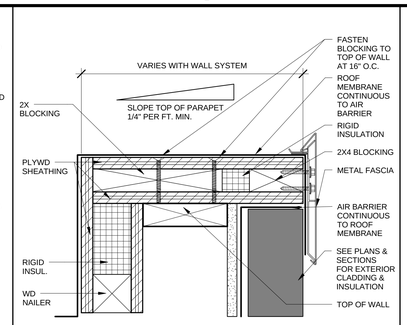

E2 PARAPET BLOCKING AT CFMF
3" = 1'-0"

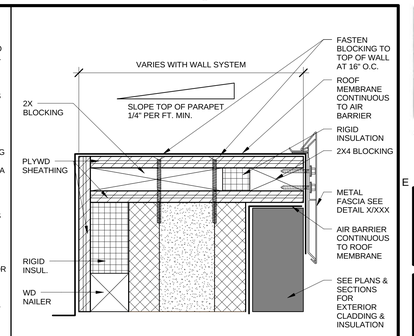

E1 PARAPET BLOCKING AT CMU
3" = 1'-0"

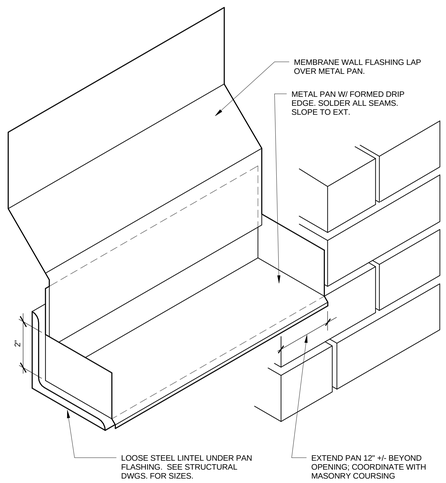

C6 METAL PAN W/ DRIP EDGE
3" = 1'-0"

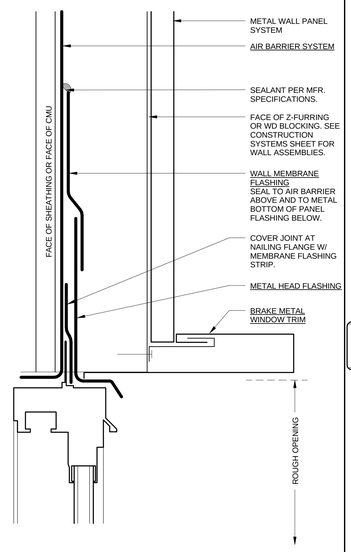

C4 WINDOW HEAD AT METAL WALL PANEL
6" = 1'-0"

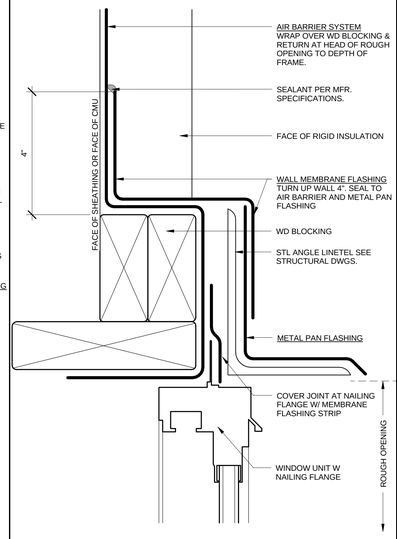

C3 WINDOW AT MASONRY HEAD
6" = 1'-0"

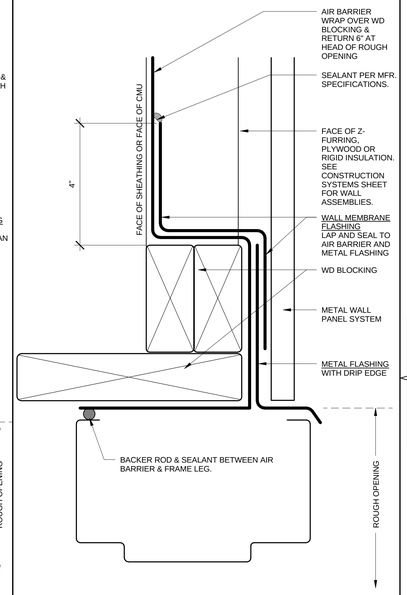

C2 HM FRAME HEAD AT METAL WALL PANEL
6" = 1'-0"

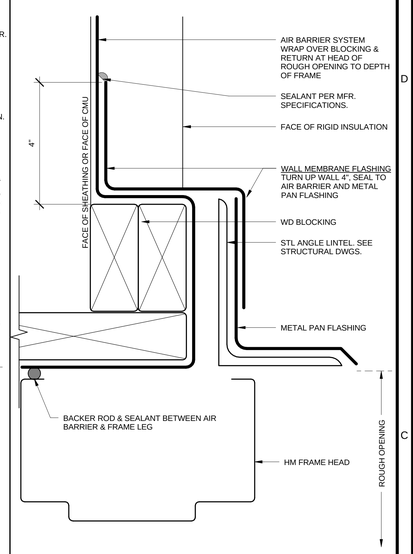

C1 HM FRAME HEAD AT MASONRY
6" = 1'-0"

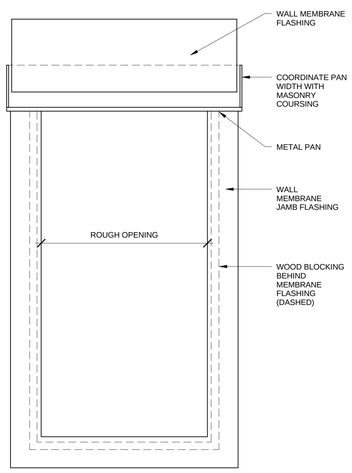

A6 METAL PAN ELEVATION
3" = 1'-0"

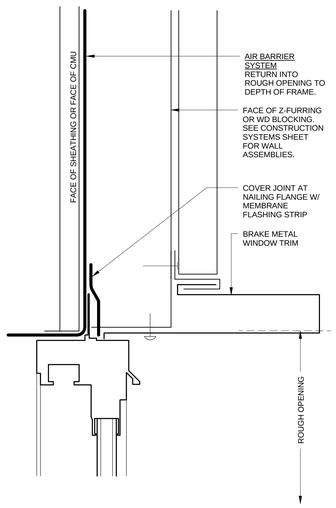

A5 WINDOW JAMB
6" = 1'-0"

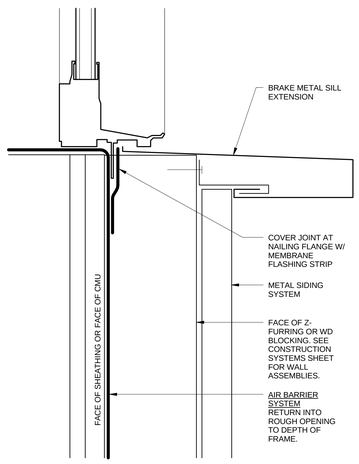

A4 WINDOW SILL AT METAL WALL PANEL
6" = 1'-0"

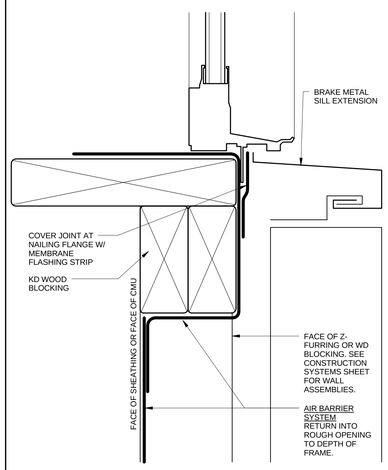

A3 WINDOW SILL AT BRICK
6" = 1'-0"

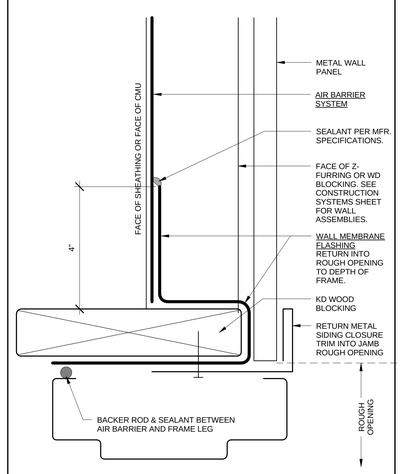

A2 HM FRAME JAMB AT METAL WALL PANEL
6" = 1'-0"

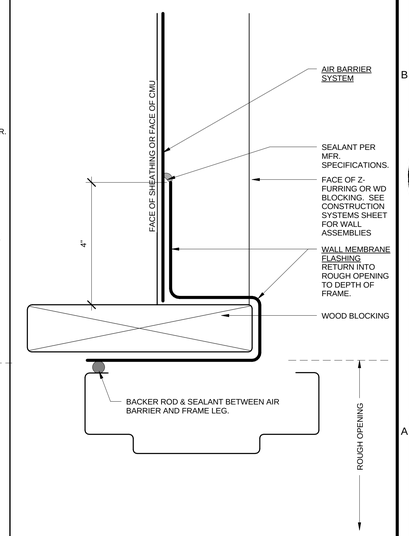

A1 HM FRAME JAMB AT MASONRY
6" = 1'-0"

PDT ARCHITECTS
49 DARTMOUTH STREET
PORTLAND, MAINE 04101
207-775-1059
www.pdtarchs.com

COPYRIGHT
PDT Architects
Reuse or reproduction of the contents of this document is not permitted without written permission of PDT Architects.

307 CUMBERLAND AVENUE
PORTLAND, MAINE 04101
207-842-7230
www.avestahousing.org

AVESTA HOUSING

Pearl Place 2
184 Pearl Street

LICENSED ARCHITECT
ALAN G. KUNIHOLM
No. 2133
STATE OF MAINE

JOB NO.	10020
DRWN.	CHK
Checker	
SCALE:	As indicated
ISSUE	08/03/11
TITLE	EXTERIOR DETAILS
SHEET	A500