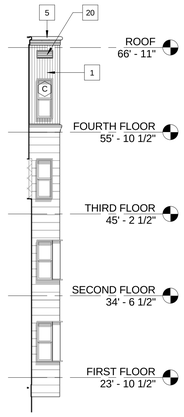

C5 WEST VIEW PEARL STREET PROJECTION
1/8" = 1'-0"

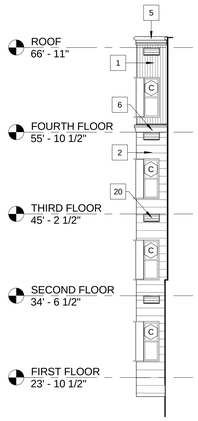

C4 NORTH VIEW LANCASTER STREET PROJECTION
1/8" = 1'-0"

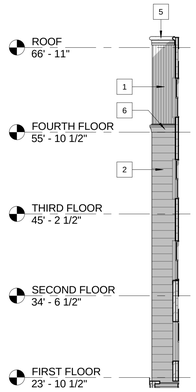

C3 SOUTH VIEW COURTYARD PROJECTION
1/8" = 1'-0"

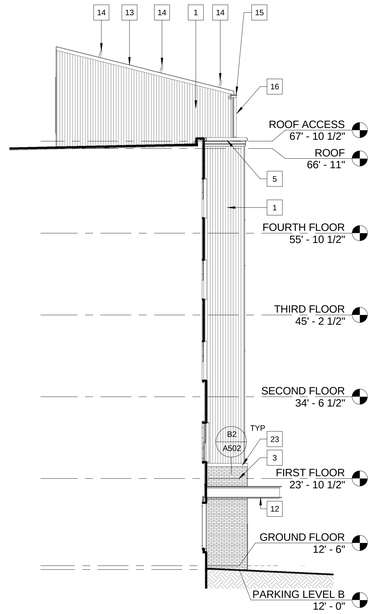

C2 STAIR S3 SOUTH
1/8" = 1'-0"

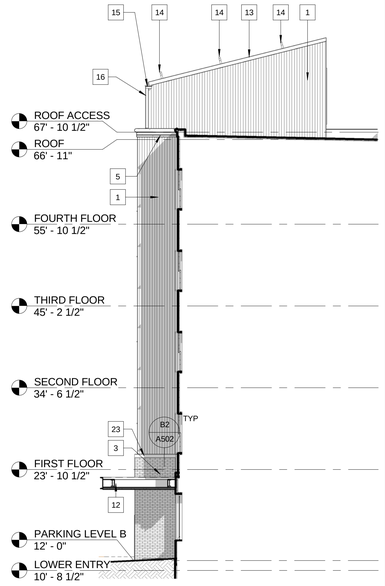

C1 STAIR S3
1/8" = 1'-0"

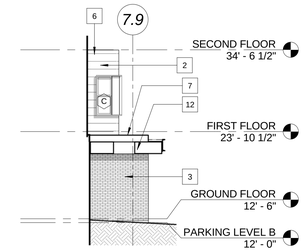

E1 "B" WING BIKE STORAGE
1/8" = 1'-0"

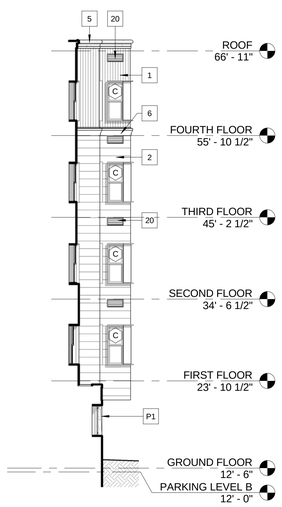

A4 NORTH VIEW COURTYARD PROJECTION
1/8" = 1'-0"

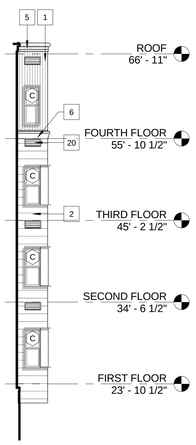

A3 EAST VIEW COURTYARD PROJECTION
1/8" = 1'-0"

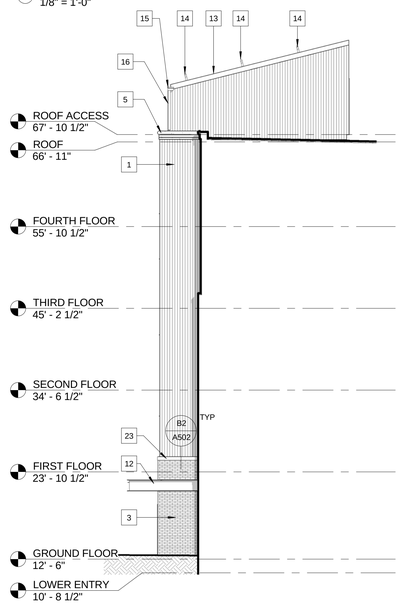

A2 EAST VIEW STAIR S1
1/8" = 1'-0"

ELEVATION KEYNOTES	
Key Value	Keynote Text
1	METAL SIDING TYPE A
2	METAL SIDING TYPE B
3	BRICK TYPE A
5	METAL CORNICE TYPE I
6	METAL CORNICE TYPE II
7	5 1/2" METAL FASCIA
12	CANOPY
13	STANDING SEAM METAL ROOF
14	SNOW GUARDS
15	GUTTER
16	DOWNSPOUT
20	EXTERIOR LOUVER
23	METAL FLASHING
P1	PRECAST CONCRETE PROFILE

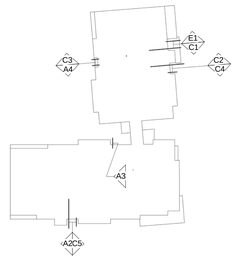

A1 KEYPLAN A202
1" = 50'-0"

NOTES:
1. ALL ELEVATIONS REFERENCE TRUE NORTH

PDT ARCHITECTS
49 DARTMOUTH STREET
PORTLAND, MAINE 04101
207-775-1059
www.pdtarchs.com

COPYRIGHT
PDT Architects
Reuse or reproduction of the contents of this document is not permitted without written permission of PDT Architects.

307 CUMBERLAND AVENUE
PORTLAND, MAINE 04101
207-874-1230
www.avestahousing.org

AVESTA HOUSING

Pearl Place 2
184 Pearl Street

LICENSED ARCHITECT
ALAN G. KUNIHOLM
No. 2133
STATE OF MAINE

JOB NO.
10020

DRWN. CHK
Checker

SCALE:
As indicated

ISSUE
08/03/11

TITLE
EXTERIOR ELEVATIONS

SHEET
A202