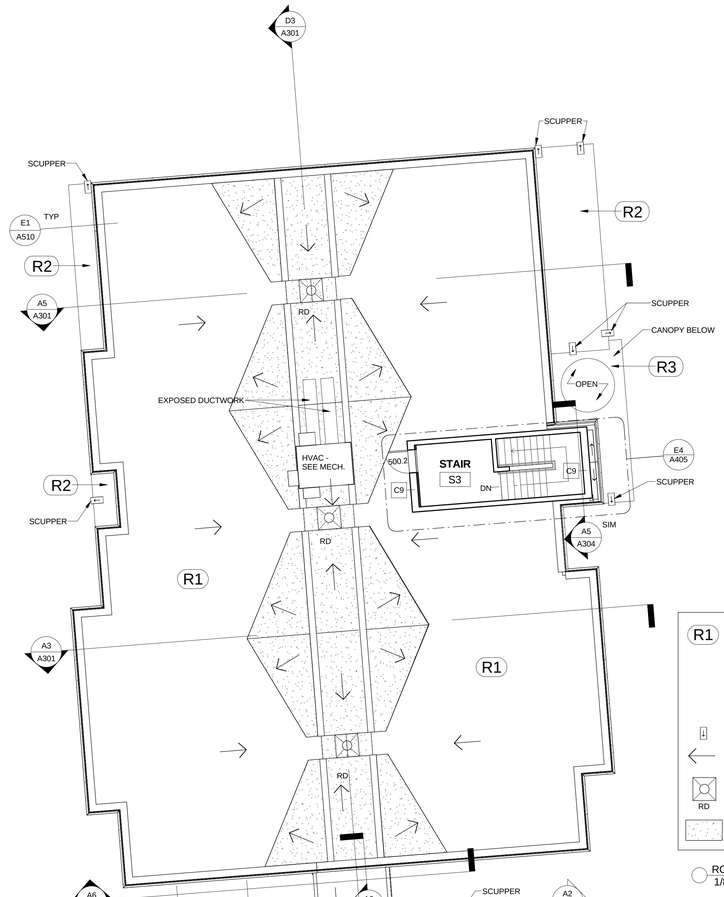

R1	ROOF TYPE TAG R1 - ADHERED R2 - METAL R3 – SINGLE-PLY MEMBRANE ROOFING W/ BALLAST ON METAL DECK R4 – METAL ROOF W/ INSULATION ON WOOD STRUCTURE	SEE MECHANICAL DRAWINGS FOR SOLAR COLLECTOR ALTERNATE NOT ALL ITEMS PENETRATING ROOF ARE SHOWN. VERIFY ALL ROOF PENETRATION LOCATIONS AND SIZES. COORDINATE PENETRATION LOCATION AND SIZES WITH MECHANICAL, PLUMBING, AND ELECTRICAL DRAWINGS ALL ROOFS TO BE TYPE R1 (ADHERED) UNLESS NOTED OTHERWISE
	SCUPPER	LOCATIONS OF MECHANICAL EQUIPMENT ARE SCHEMATIC IN NATURE AND NOT ALL MAY BE SHOWN. SEE MECHANICAL EQUIPMENT FOR EQUIPMENT LOCATIONS AND COORDINATE WITH STRUCTURAL SUPPORT LOCATIONS.
	SLOPE INDICATOR	REFER TO DRAWING A507 FOR TYPICAL ROOF DETAILS.
RD	ROOF DRAIN	AT AREAS OF FLAT ROOF STRUCTURE, PROVIDE A MINIMUM 2" ROOF INSULATION AT ALL LOCATIONS, INCLUDING AT ROOF DRAINS AND A MINIMUM AVERAGE R-VALUE OF 36.
	TAPERED INSULATION	AT AREAS OF SLOPED ROOF STRUCTURE, PROVIDE 6" ROOF INSULATION. PROVIDE TAPERED INSULATION AS SHOWN WITH A MINIMUM SLOPE OF 1/4":FT.

ROOF LEGEND
1/8" = 1'-0"

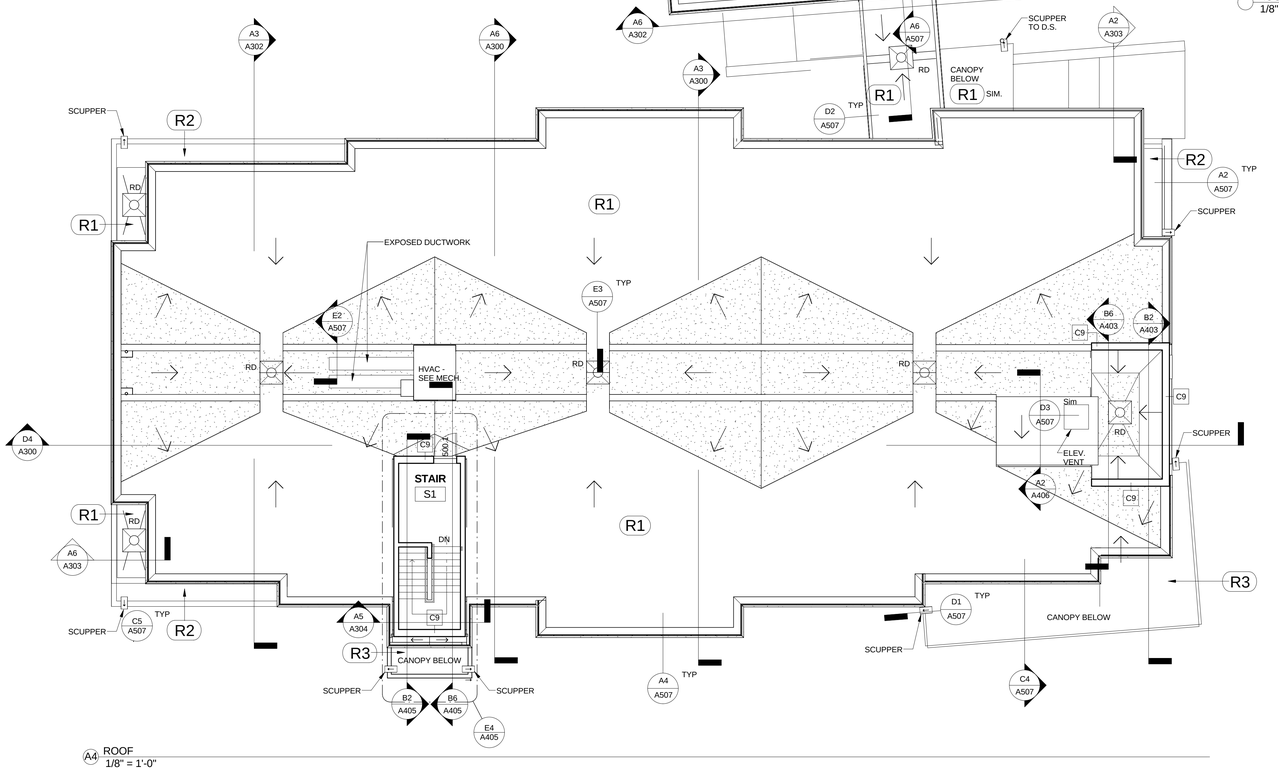

A4 ROOF
1/8" = 1'-0"

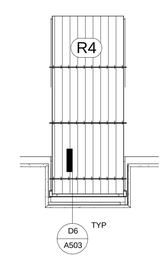

A1 ROOF PLAN STAIR S1, S3 SIM
1/8" = 1'-0"

PDT
ARCHITECTS
49 DARTMOUTH STREET
PORTLAND, MAINE 04101
207-775-1059
www.pdtarchs.com

COPYRIGHT
PDT Architects
Reuse or reproduction of the contents of this document is not permitted without written permission of PDT Architects.

307 CUMBERLAND AVENUE
PORTLAND, MAINE 04101
207-347-2700
www.avestahousing.org
AVESTA HOUSING

Pearl Place 2

184 Pearl Street

LICENSED ARCHITECT
ALAN G. KUNIHOLM
No. 2133
STATE OF MAINE

JOB NO.
10020

DRWN. CHK
Checker

SCALE:
1/8" = 1'-0"

ISSUE
08/03/11

TITLE
ROOF PLAN

SHEET
A105