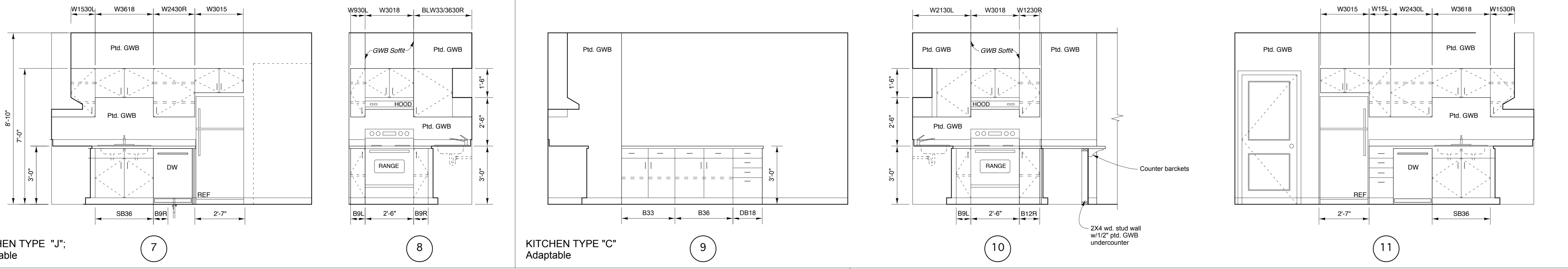


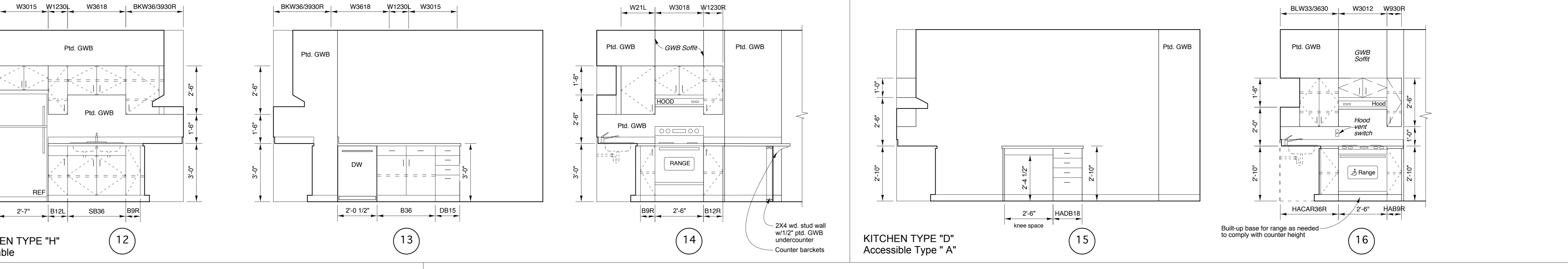
KITCHEN TYPE "A"; "B"; "K"  
Adaptable

KITCHEN TYPE "J";  
Adaptable



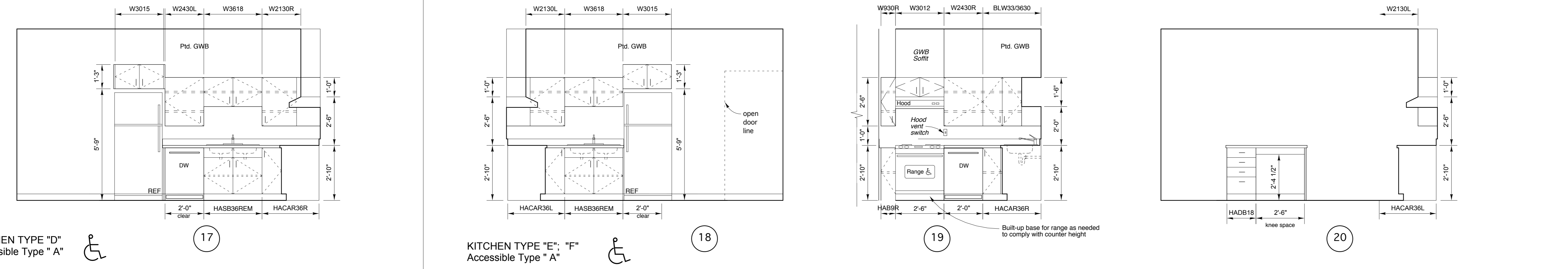
KITCHEN TYPE "J";  
Adaptable

KITCHEN TYPE "C"  
Adaptable



KITCHEN TYPE "H"  
Adaptable

KITCHEN TYPE "D"  
Accessible Type "A"



KITCHEN TYPE "D"  
Accessible Type "A"

KITCHEN TYPE "E"; "F"  
Accessible Type "A"

**Pearl Place  
Building 1 & 2**  
Portland Maine

**Developer**  
Avesta Pearl  
Street One, L.P.

**Architect**  
Winton Scott Architects

**Landscape Architect**  
Carroll Associates

**Civil**  
Gorrill Palmer  
Consulting Engineers

**Structural**  
Becker Structural

**Mechanical / Plumbing**  
Mechanical Systems  
Engineers

**Electrical**  
Bartlett Designs

**BUILDING 1&2**  
KITCHENS  
Elevations  
**A 8.2**

Scale: 3/8" = 1'-0"

September 1., 2006