

INDEX OF DRAWINGS:

ARCHITECTURAL:

AG-1	ARCHITECTURAL STANDARD GRAPHICS & PARTITION TYPES
AO-2	EXISTING FIRST FLOOR PLAN & FIRE PROTECTION PLAN
AD-1	FIRST FLOOR DEMOLITION PLAN
A1-1	FIRST FLOOR PLAN PART A & PLAN DETAILS
A1-1A	FIRST FLOOR DIMENSION PLAN PART A *TO BE ISSUED UPON COMPLETION OF THE DEMOLITION PHASE
A1-2	FIRST FLOOR PLAN PART B
A1-2A	FIRST FLOOR DIMENSION PLAN PART B *TO BE ISSUED UPON COMPLETION OF THE DEMOLITION PHASE
A4-1.1	INTERIOR ELEVATIONS
A5-4	DOOR, FRAME & BORROWED LIGHT SCHEDULE, DETAILS, & ELEVATIONS
A5-5	ROOM FINISH SCHEDULE
AB-1	FIRST FLOOR REFLECTED CEILING PLAN PART A & CEILING DETAILS
AB-2	FIRST FLOOR REFLECTED CEILING PLAN PART B
A9-1.1	TYPICAL MILLWORK SECTIONS & DETAILS
A9-1.2	TYPICAL MILLWORK SECTIONS & DETAILS
ID-1	FLOOR PATTERN PLAN PART A
ID-2	FLOOR PATTERN PLAN PART B

COMMUNITY COUNSELING CENTER

165 LANCASTER STREET
PORTLAND, MAINE

ARCHITECTURAL CONSTRUCTION DOCUMENTS

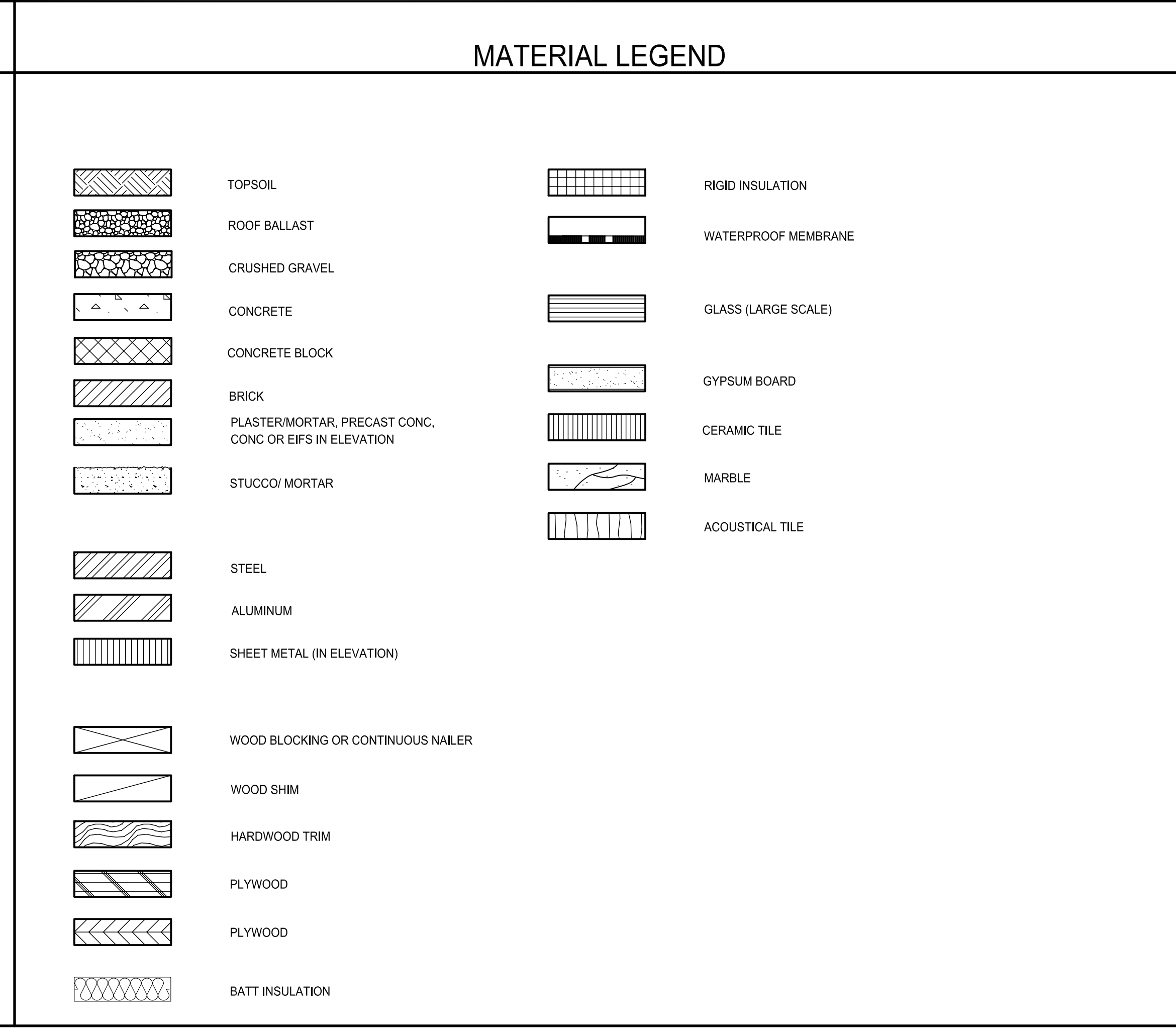
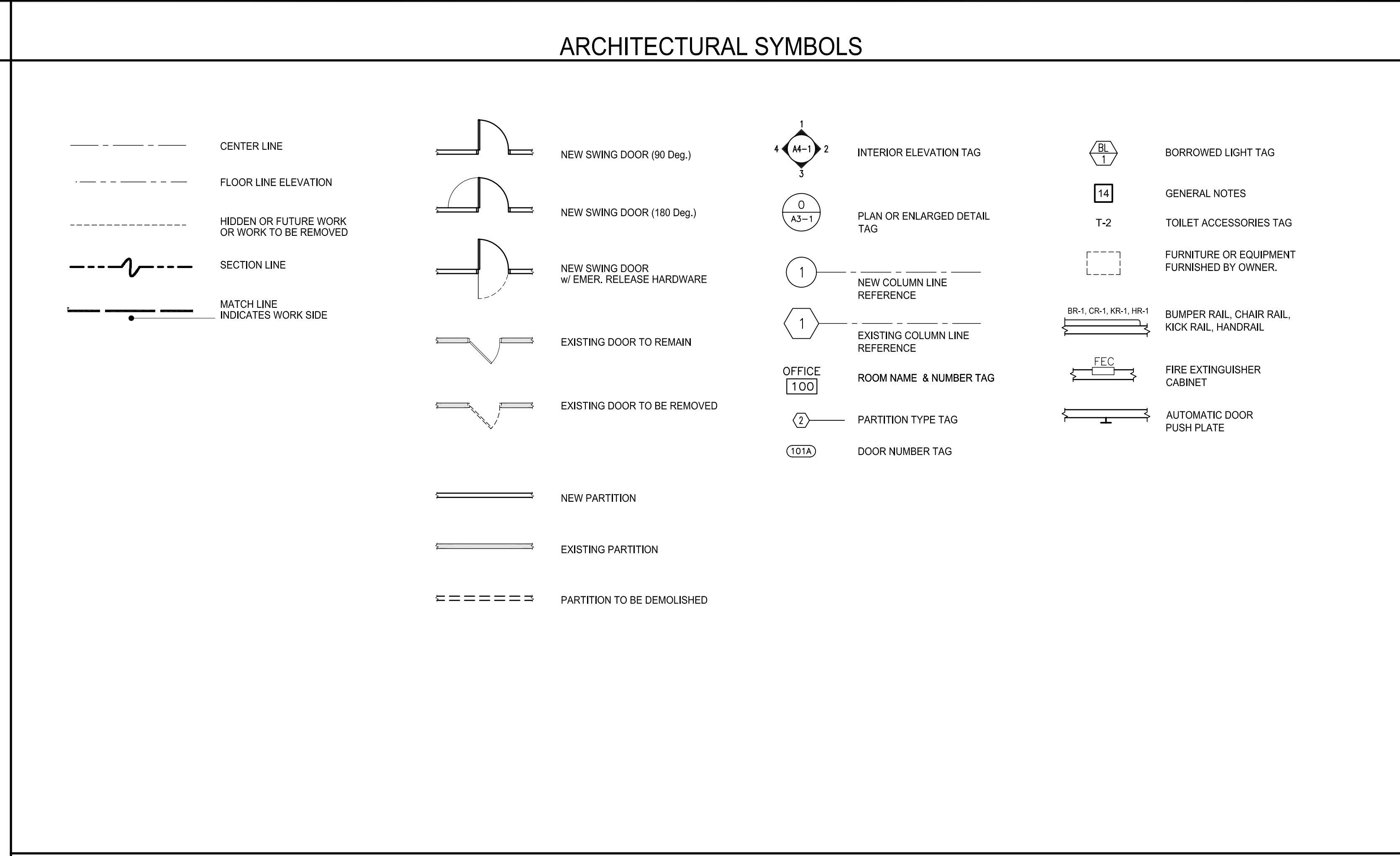
29 JULY 2010

ARCHITECT:
 **MorrisSwitzer**
Environments for Health
One Dana Street
Portland, ME 04101
t: 207.773.8841
f: 207.773.8840
www.morriswitzer.com

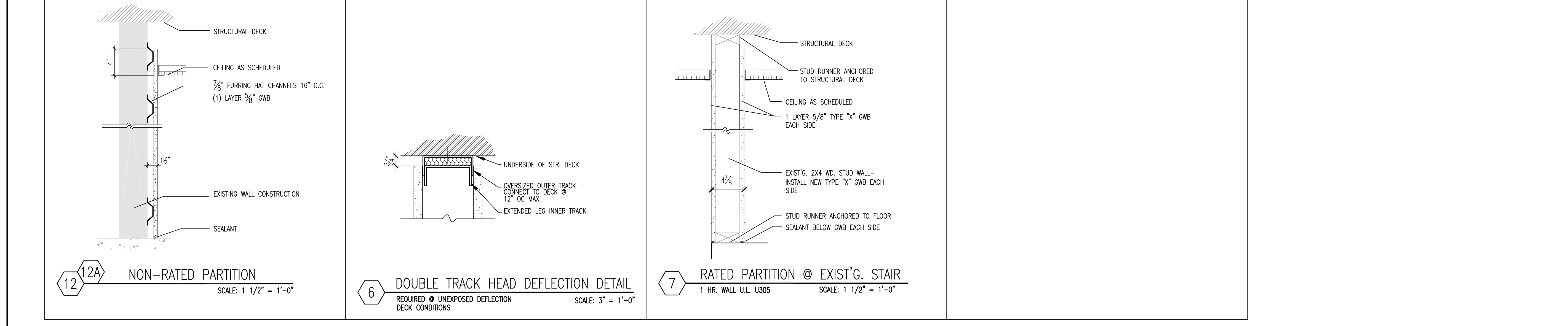
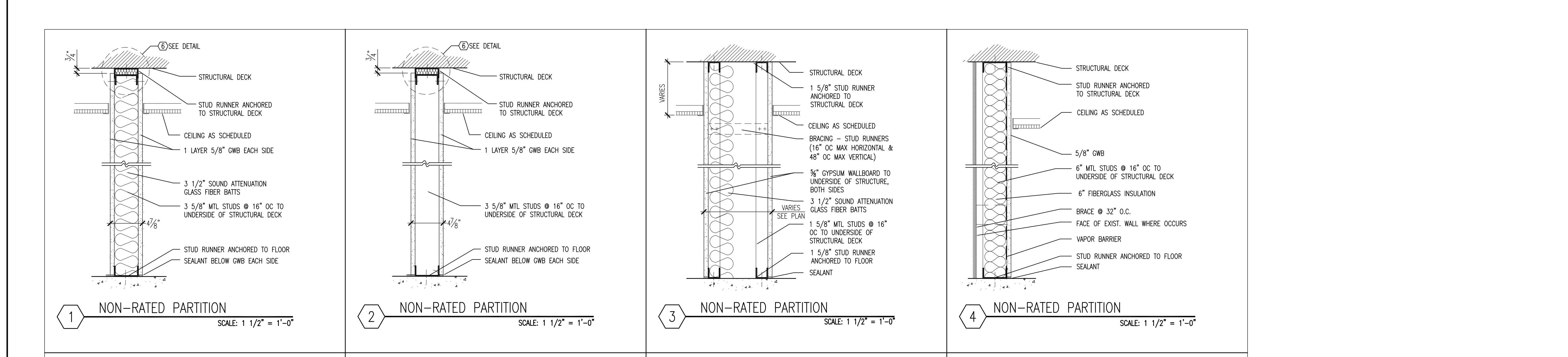
PROJECT # 29070
© 2010 MorrisSwitzer-Environments for Health, Inc.



ARCHITECTURAL ABBREVIATIONS	
A/C	AIR CONDITIONING
AB	ANCHOR BOLT
ACC	ACCESS
ACT	ACOUSTICAL CEILING TILE
AD	AREA DRAIN
ADHES	ADHESIVE
ADJ	ADJUSTABLE
AFF	ABOVE FINISHED FLOOR
AGGR	AGGREGATE
AHU	AIR HANDLING UNIT
ALT	ALTERNATE
ALUM	ALUMINUM
ANOD	ANODIZED
ARCH	ARCHITECTURAL
ASB	ASBESTOS
ASPH	ASPHALT
AUTO	AUTOMATIC
BD	BOARD
BITUM	BITUMINOUS
BLDG	BUILDING
BLK	BLOCK
BLKG	BLOCKING
BM	BENCH MARK
BOT	BOTTOM
BR	BUMPER RAIL
BRG	BEARING
BRK	BRICK
BRZ	BRONZE
BSMT	BASEMENT
BTU	BRITISH THERMAL UNIT
BUR	BUILT-UP ROOFING
BV	BEVELED
CAB	CABINET
CB	CATCH BASIN
CCT	CUBICAL CURTAIN TRACK
CCU	CORONARY CARE UNIT
CEM	CEMENT
CFCI	CONTRACTOR FURNISHED CONTRACTOR INSTALLED
CFUI	CONTRACTOR FURNISHED OWNER INSTALLED
CG	CORNER GUARD
CJ	CAST IRON
CIR	CIRCLE
CJ	CONSTRUCTION JOINT
CLG	CEILING
CLKG	CAULKING
CLO	CLOSET
CLOS	CLOSURE
CLR	CLEAR
CMU	CONCRETE MASONRY UNIT
CO	CLEAN OUT
COL	COLUMN
CONC	CONCRETE
CONF	CONFERENCE
CONN	CONNECT (JOIN)
CONT	CONTINUOUS
CONTR	CONTRACTOR
CORR	CORRIDOR
CPT	CARPET
CR	CHAIR RAIL
CS	CENTRAL STERILE
CSI	CONSTRUCTION SPECIFICATION
CSMT	CASEMENT
CT	CERAMIC TILE
CW	COLD WATER
DIA	DOUBLE ACTING
DBL	DOUBLE
DEG	DEGREE
DEM	DEMOLITION
DEMOUNT	DEMOUNTABLE
DEF	DEPRESSED
DET	DETAIL
DF	DRINKING FOUNTAIN
DH	DOUBLE HUNG
DIA	DIAGONAL
DIAG	DIAGONAL
DIM	DIMENSION
DIV	DIVISION
DN	DOWN
DR	DOOR
DW	DISHWASHER
DWG	DRAWING
DWR	DRAWER
EA	EACH
ED	EMERGENCY DEPARTMENT
EF	EXHAUST FAN
EFS	EXTERIOR INSULATING FINISH SYSTEM
EJ	EXPANSION JOINT
EL	ELEVATION
ELEC	ELECTRIC (AL)
ELEV	ELEVATOR
EMERG	EMERGENCY
ENCL	ENCLOSURE
EO	EMERGENCY ELECTRICAL OUTLET
EP	EPOXY PAINT SYSTEM
EXPS	EXTERIOR PAINT SYSTEM
EQ	EQUAL
EQUIP	EQUIPMENT
ETR	EXISTING TO REMAIN
EWC	ELECTRIC WATER COOLER
EXCAV	EXCAVATE
EXH	EXHAUST
EXIST	EXISTING
EXP	EXPANSION
EXT	EXTERIOR
FA	FIRE ALARM
FAB	FABRICATED
FD	FLOOR DRAIN
FE	FIRE EXTINGUISHER
FEC	FIRE EXTINGUISHER CABINET
FF EL	FINISH FLOOR ELEVATION
FHEC	FIRE HOSE & EXTINGUISHER CABINET
FHC	FIRE HOSE CABINET
FIN	FINISH (ED)
FLR	FLOOR
FLUOR	FLUORESCENT
FM	FACTORY MUTUAL
FOC	FACE OF CONCRETE
FOF	FACE OF FINISH
FOS	FACE OF STUD
FPRF	FIREPROOF
FRPL	FIREPLACE
FRT	FIRE RETARDANT TREATED FOOT / FEET
FT ()	FOOTING
FURN	FURNISH FURNITURE
FURR	FURRED, FURRING
GA	GAUGE
GALV	GALVANIZED
GC	GENERAL CONTRACTOR
GL	GLASS, GLAZING
GRD	GRADE
GYP	GYP SUM BOARD, GYP SUM WALLBOARD
GWB	GYP SUM WALLBOARD
HB	HOSE BIBB
HIC	HANDICAPPED
HCWD	HOLLOW CORE WOOD
HD	HEAVY DUTY
HDNR	HARDENER
HDR	HEADER
HDWD	HARDWOOD
HDWR	HARDWARE
HM	HOLLOW METAL
HORIZ	HORIZONTAL
HP	HIGH POINT
HR	HAND RAIL
HT	HEIGHT
HTG	HEATING
HVAC	HEATING, VENTILATING AND AIR CONDITIONING
HW	HOT WATER
ICU	INTENSIVE CARE UNIT
ID	INSIDE DIAMETER
IN ()	INCHES
INCL	INCLUDING
INFO	INFORMATION
INSUL	INSULATE, INSULATION
INT	INTERIOR
INV	INVERT
IPS	INTERIOR PAINT SYSTEM
IPT	INTRAVENOUS (IV) TRACK
JAN	JANITOR
JST	JOIST
JT	JOINT
KIT	KITCHEN
KO	KNOCKOUT
KPL	KNOCK PLATE
KR	KICK RAIL
L	LENGTH
LAB	LABORATORY
LAM	LAMINATE (D)
LAV	LAVATORY
LBL	LABEL
LF	LINEAR FOOT (FEET)
LH	LEFT HAND
LHR	LEFT HAND REVERSE
LL	LIVE LOAD
LP	LOW POINT
MATL	MATERIAL
MAX	MAXIMUM
MBR	MEMBER
MECH	MECHANICAL
MEMB	MEMBRANE
MFR	MANUFACTURER
MH	MAN HOLE
MIN	MINIMUM
MISC	MISCELLANEOUS
MOD	MODULAR
MON	MONITOR
MR	MOISTURE RESISTANT MOUNTED
MTD	MOUNTED
MTL	METAL
MULL	MULLION
N	NORTH
N/A	NOT APPLICABLE
NC	NOT IN CONTRACT
NO. #	NUMBER
NOM	NOMINAL
NRC	NOISE REDUCTION COEFFICIENT
NTS	NOT TO SCALE
OA	OVERALL
OBS	OBSCURE
OC	ON CENTER
OD	OUTSIDE DIAMETER
OFI	OWNER FURNISHED CONTRACTOR INSTALLED
OFF	OFFICE
OFI	OWNER FURNISHED CONTRACTOR INSTALLED
OH	OVERHEAD
OPQ	OPAQUE
OPNG	OPENING
OPP	OPPOSITE
PACU	POST ANESTHESIA CARE UNIT
PAR	PARALLEL
PARTN	PARTITION
PBD	PARTICLE BOARD
PC	PERSONAL COMPUTER
PERF	PERFORATED
PERIM	PERIMETER
E	PLATE
PLAM	PLASTIC LAMINATE
PLAS	PLASTER
PLYWD	PLYWOOD
PNL	PANEL
POLY	POLYETHYLENE
PR	PAIR
PREFAB	PREFABRICATED
PRT	PRESSURE TREATED
PSF	POUNDS PER SQUARE FOOT
PSI	POUNDS PER SQUARE INCH
PT	PAINT
PTSTA	PNEUMATIC TUBE STATION
PVC	POLYVINYL CHLORIDE
PWC	PROTECTIVE WALL COVERING
QUARRY TILE	QUARRY TILE
QTY	QUANTITY
R	RISER
RA	RETURN AIR
RAD	RADIUS
RB	RESILIENT BASE
RD	ROOF DRAIN
REF	REFRIGERATOR
REINF	REINFORCED
REQD	REQUIRED
RUBBR	RUBBER
REV	REVISION
RH	RIGHT HAND
RHR	RIGHT HAND REVERSE
RHM	ROOM
RO	ROUGH OPENING
ROW	RIGHT OF WAY
RWC	RAINWATER CONDUCTOR
S	SOUTH
SCHED	SCHEDULE
SCWD	SOLID CORE WOOD
SECT	SECTION
SEG	SEGMENT
SE	SQUARE FOOT
SFR	SHOWER
SHT	SHEET
SHTG	SHEATHING
SIM	SIMILAR
SPEC	SPECIFICATION
SPKR	SPEAKER
SS	SQUARE
SSQ	SURFACE SINK
SSS	SURGICAL SCRUB SINK
SST	STAINLESS STEEL
STA	STATION
STD	STANDARD
STC	SOUND TRANSMISSION CLASS
STL	STEEL
STOR	STORAGE
STRUCT	STRUCTURAL, STRUCTURE
SURG	SURGERY
SUSP	SUSPENDED
SV	SHEET VINYL
SLP	SLIP RESISTANT VINYL
SYM	SYMMETRICAL
T	TREAD (S)
T&B	TOP AND BOTTOM
T&G	TONGUE AND GROOVE
TEL	TELEPHONE
TELEM	TELEMETRY
TEMP	TEMPORARY
TERR	TERRAZZO
THK	THICK (NESS)
THRES	THRESHOLD
TLT	TOILET
TOC	TOP OF CONCRETE
TOP	TOP OF FOOTING
TOS	TOP OF STEEL
TOW	TOP OF WALL
TRANSF	TRANSFORMER
TV	TELEVISION
TYP	TYPICAL
UL	UNDERWRITERS LABORATORY
UNEXCAV	UNEXCAVATED
UNFIN	UNFINISHED
UNLESS OTHERWISE NOTED	UNLESS OTHERWISE NOTED
URINAL	URINAL
VRNISH	VARNISH
VAT	VINYL ASBESTOS TILE
VB	VINYL BASE
VCB	VINYL COVE BASE
VCT	VINYL COMPOSITION TILE
VERT	VERTICAL
VEST	VESTIBULE
VIF	VERIFY IN FIELD
VWC	VINYL WALL COVERING
W	WEST
W	WITH
W/O	WITHOUT
WC	WATER CLOSET
WD	WOOD
WDW	WINDOW
WF	WIRE FLANGE
WI	WROUGHT IRON
WT	WEIGHT
WWF	WELDED WIRE FABRIC
WWM	WELDED WIRE MESH
YD	YARD



PARTITION TYPES




MorrisSwitzer
Environments for Health

Williston, Vermont
Boston, Massachusetts
Portland, Maine

One Dana Street
Portland, ME 04101
t 207.773.8841
f 207.773.8840

© 2010 MorrisSwitzer morriswitzer.com



Revision	Date	No

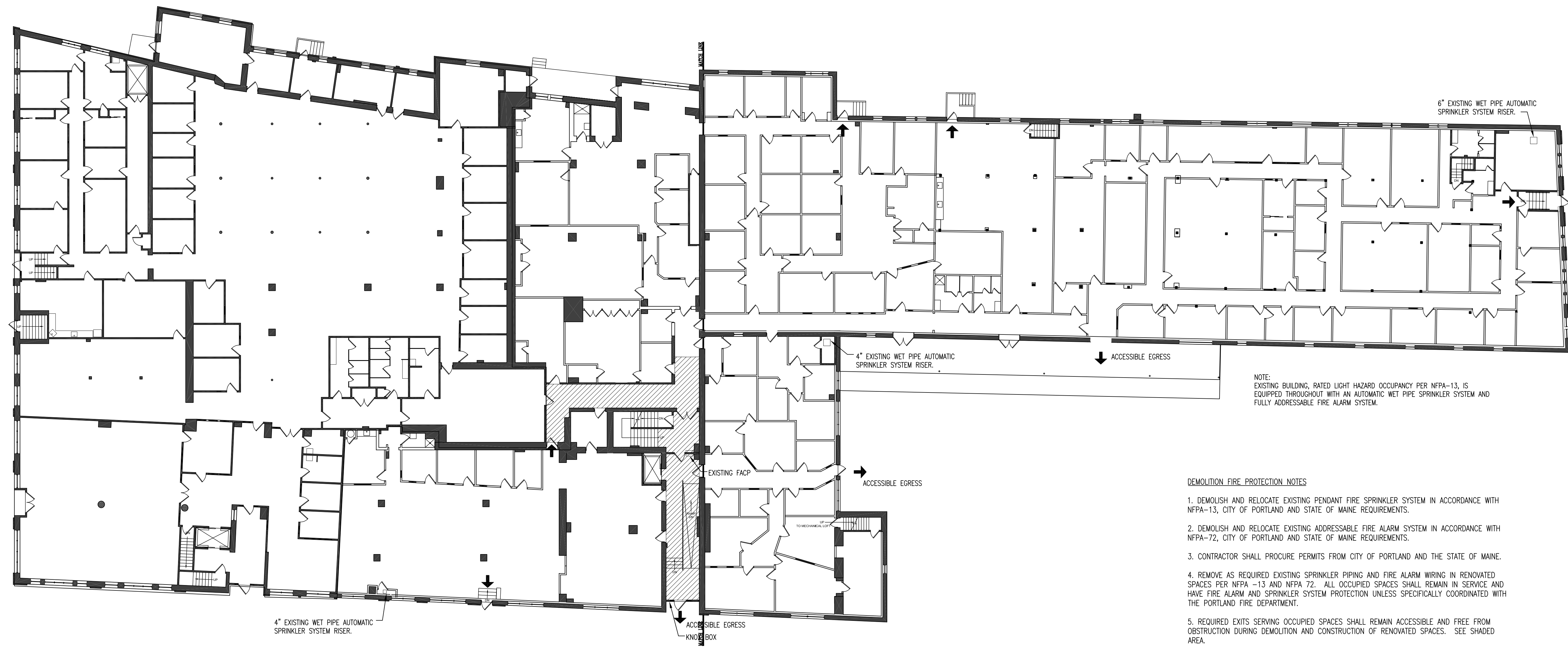
Community Counseling Center

165 Lancaster Street
Portland, Maine

MorrisSwitzer Project Number 29070
Date 07-29-2010
Scale AS NOTED
Sheet Title and Number

ARCHITECTURAL STANDARD GRAPHICS & PARTITION TYPES

AG-1

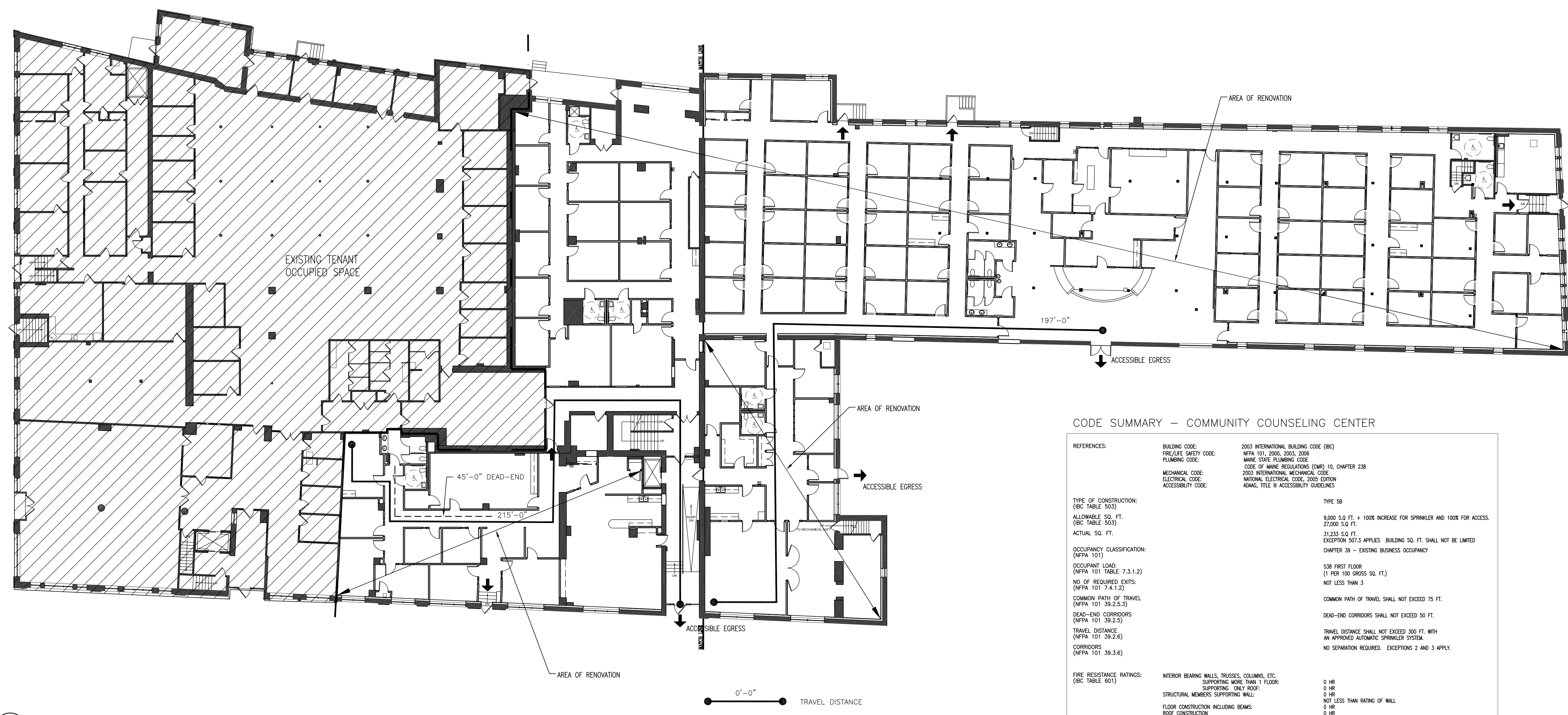


NOTE:
EXISTING BUILDING, RATED LIGHT HAZARD OCCUPANCY PER NFPA-13, IS
EQUIPPED THROUGHOUT WITH AN AUTOMATIC WET PIPE SPRINKLER SYSTEM AND
FULLY ADDRESSABLE FIRE ALARM SYSTEM.

DEMOLITION FIRE PROTECTION NOTES

1. DEMOLISH AND RELOCATE EXISTING PENDANT FIRE SPRINKLER SYSTEM IN ACCORDANCE WITH NFPA-13, CITY OF PORTLAND AND STATE OF MAINE REQUIREMENTS.
2. DEMOLISH AND RELOCATE EXISTING ADDRESSABLE FIRE ALARM SYSTEM IN ACCORDANCE WITH NFPA-72, CITY OF PORTLAND AND STATE OF MAINE REQUIREMENTS.
3. CONTRACTOR SHALL PROCURE PERMITS FROM CITY OF PORTLAND AND THE STATE OF MAINE.
4. REMOVE AS REQUIRED EXISTING SPRINKLER PIPING AND FIRE ALARM WIRING IN RENOVATED SPACES PER NFPA-13 AND NFPA-72. ALL OCCUPIED SPACES SHALL REMAIN IN SERVICE AND HAVE FIRE ALARM AND SPRINKLER SYSTEM PROTECTION UNLESS SPECIFICALLY COORDINATED WITH THE PORTLAND FIRE DEPARTMENT.
5. REQUIRED EXITS SERVING OCCUPIED SPACES SHALL REMAIN ACCESSIBLE AND FREE FROM OBSTRUCTION DURING DEMOLITION AND CONSTRUCTION OF RENOVATED SPACES. SEE SHADED AREA.

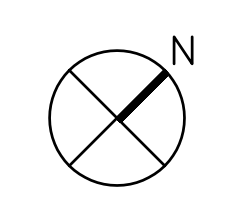
1 EXISTING FIRST FLOOR PLAN
A1-G 1/16" = 1'-0"



CODE SUMMARY - COMMUNITY COUNSELING CENTER

REFERENCES:	BUILDING CODE: 2003 INTERNATIONAL BUILDING CODE (IBC)	TYPE 5B
	PRELIFE SAFETY CODE: NFPA 101, 2000, 2003, 2009	9,000 S.O. FT. + 100% INCREASE FOR SPRINKLER AND 100% FOR ACCESS.
	PLUMBING CODE: NFPA 101, 2000, 2003, 2009	27,000 S.O. FT.
	MECHANICAL CODE: MAINE STATE PLUMBING CODE	31,233 S.O. FT.
	ELECTRICAL CODE: CODE OF MAINE REGULATIONS (CMR) 10, CHAPTER 238	EXCEPTION 507.3 APPLIES. BUILDING SQ. FT. SHALL NOT BE LIMITED
	ACCESSIBILITY CODE: 2003 INTERNATIONAL MECHANICAL CODE	CHAPTER 39 - EXISTING BUSINESS OCCUPANCY
		NATIONAL ELECTRICAL CODE, 2005 EDITION
		ADAM, TITLE 8 ACCESSIBILITY GUIDELINES
TYPE OF CONSTRUCTION: (IBC TABLE 503)		538 FIRST FLOOR
ALLOWABLE SQ. FT. (IBC TABLE 503)		(1 PER 100 GROSS SQ. FT.)
ACTUAL SQ. FT.		NOT LESS THAN 3
OCCUPANCY CLASSIFICATION: (NFPA 101)		COMMON PATH OF TRAVEL SHALL NOT EXCEED 75 FT.
OCCUPANT LOAD: (NFPA 101 TABLE 7.3.1.2)		DEAD-END CORRIDORS SHALL NOT EXCEED 50 FT.
NO. OF REQUIRED EXITS: (NFPA 101 7.4.1.2)		TRAVEL DISTANCE SHALL NOT EXCEED 300 FT. WITH AN APPROVED AUTOMATIC SPRINKLER SYSTEM.
COMMON PATH OF TRAVEL: (NFPA 101 39.2.3)		NO SEPARATION REQUIRED. EXCEPTIONS 2 AND 3 APPLY.
DEAD-END CORRIDORS: (NFPA 101 39.2.5)		
TRAVEL DISTANCE: (NFPA 101 39.2.6)		
CORRIDORS: (NFPA 101 39.3.4)		
FIRE RESISTANCE RATINGS: (IBC TABLE 601)	INTERIOR BEARING WALLS, TRUSSES, COLUMNS, ETC. SUPPORTING MORE THAN 1 FLOOR:	0 HR
	SUPPORTING ONLY ROOF:	0 HR
	STRUCTURAL MEMBERS SUPPORTING WALL:	0 HR
	FLOOR CONSTRUCTION INCLUDING BEAMS:	NOT LESS THAN RATING OF WALL
	ROOF CONSTRUCTION:	0 HR
	EXTERIOR WALLS (LOADBEARING):	0 HR BASED ON TABLE 602 & 1019.1.4
	EXTERIOR WALLS NONLOADBEARING:	0 HR BASED ON TABLE 602 & 1019.1.4
	TRIMMALS / PARTY WALLS:	0 HR
	ENCLOSURE OF EXITS (IBC SECTION 1016):	0 HR
	TABLE 1016.1)	1 HR
	SMALL ENCLOSURE (SECTION 1016.1):	0 HR
	EXIT ACCESS CORRIDORS (SECTION 407.3 & 710):	0 HR CONSTRUCT TO LIMIT THE TRANSFER OF SMOKE
	OTHER NONBEARING PARTITIONS:	0 HR

2 NEW FIRST FLOOR FIRE PROTECTION PLAN
A0-G 1/16" = 1'-0"

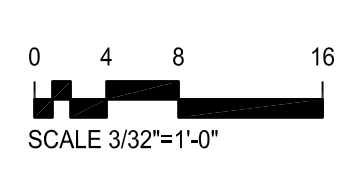


Revision	Date	No

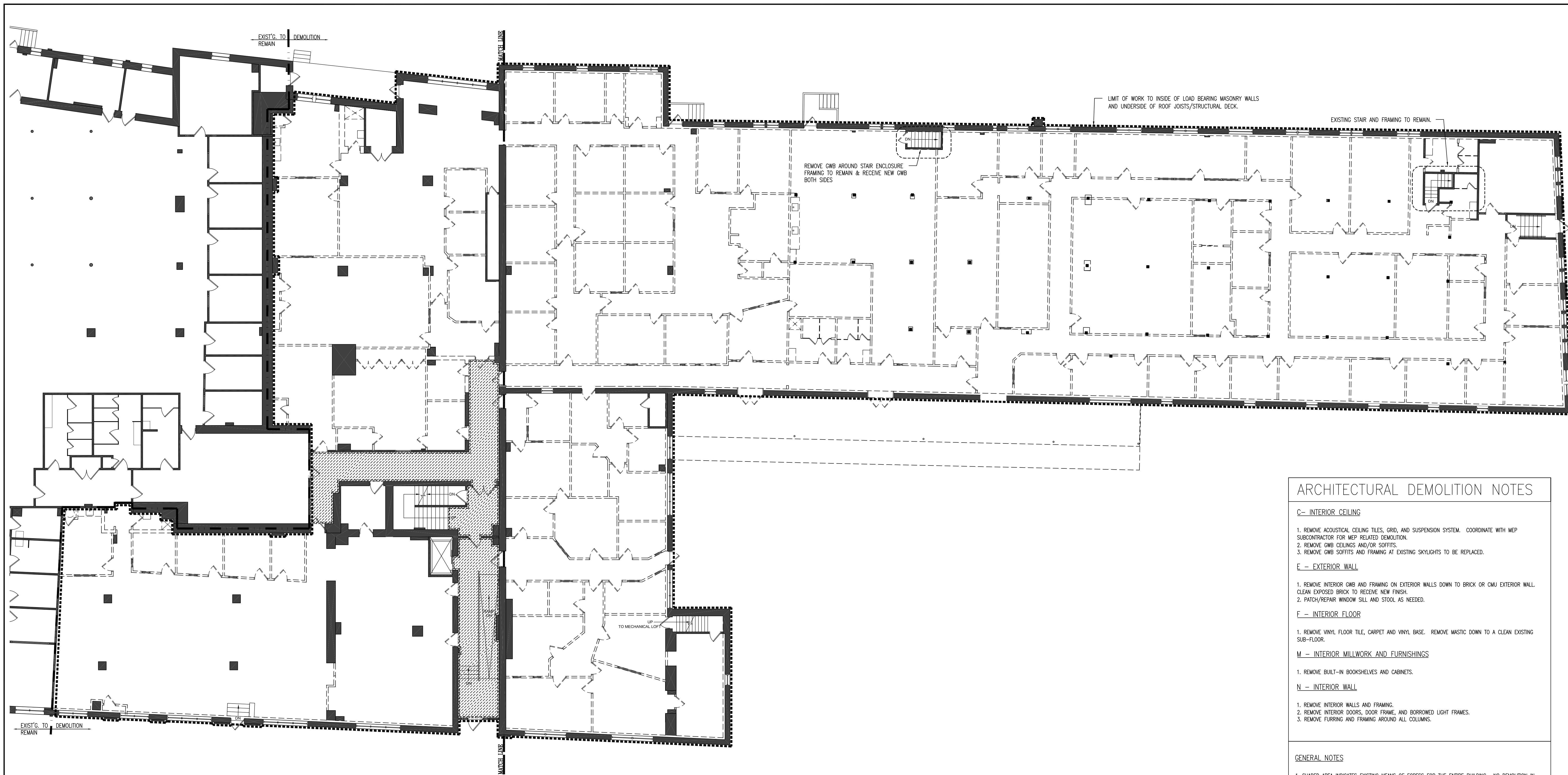
Community Counseling Center
165 Lancaster Street
Portland, Maine

MorrisSwitzer Project Number **29070**
Date **07-29-2010**
Scale **1/16"=1'-0"**
Sheet Title and Number

EXISTING FIRST FLOOR PLAN & FIRE PROTECTION PLAN



A0-2



1 FIRST FLOOR DEMOLITION PLAN
AD-1 3/32" = 1'-0"

ARCHITECTURAL DEMOLITION NOTES

C - INTERIOR CEILING

1. REMOVE ACOUSTICAL CEILING TILES, GRID, AND SUSPENSION SYSTEM. COORDINATE WITH MEP SUBCONTRACTOR FOR MEP RELATED DEMOLITION.
2. REMOVE GWB CEILINGS AND/OR SOFFITS.
3. REMOVE GWB SOFFITS AND FRAMING AT EXISTING SKYLIGHTS TO BE REPLACED.

E - EXTERIOR WALL

1. REMOVE INTERIOR GWB AND FRAMING ON EXTERIOR WALLS DOWN TO BRICK OR CMU EXTERIOR WALL. CLEAN EXPOSED BRICK TO RECEIVE NEW FINISH.
2. PATCH/REPAIR WINDOW SILL AND STOOL AS NEEDED.

F - INTERIOR FLOOR

1. REMOVE VINYL FLOOR TILE, CARPET AND VINYL BASE. REMOVE MASTIC DOWN TO A CLEAN EXISTING SUB-FLOOR.

M - INTERIOR MILLWORK AND FURNISHINGS

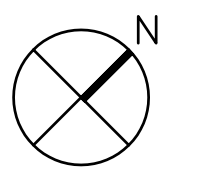

1. REMOVE BUILT-IN BOOKSHELVES AND CABINETS.

N - INTERIOR WALL

1. REMOVE INTERIOR WALLS AND FRAMING.
2. REMOVE INTERIOR DOORS, DOOR FRAME, AND BORROWED LIGHT FRAMES.
3. REMOVE FURRING AND FRAMING AROUND ALL COLUMNS.

GENERAL NOTES

1. SHADED AREA INDICATES EXISTING MEANS OF EGRESS FOR THE ENTIRE BUILDING. NO DEMOLITION IN THIS AREA, PROTECT FINISHES AND MAINTAIN MEANS OF EGRESS AT ALL TIMES.
2. CONTRACTOR SHALL MAINTAIN MEANS OF EGRESS IN ALL AREAS TEMPORARILY AFFECTED BY DEMOLITION WORK.
3. DASHED LINE (-----) INDICATES LIMIT OF WORK. ALL DEMOLITION TO OCCUR WITHIN LIMIT OF WORK AREA.
4. CONTRACTOR SHALL CONSTRUCT A TEMPORARY 1 HR. FIRE RATED WALL BETWEEN OCCUPIED AREAS TO ELIMINATE DUST AND DEBRIS FROM MIGRATING TO ADJACENT AREAS OUTSIDE WORK AREA.
5. EXTERIOR WINDOWS TO BE REMOVED UNDER SEPARATE CONTRACT.
6. ROOF REPLACEMENT AND NEW SKYLIGHT INSTALLATION UNDER SEPARATE CONTRACT.
7. ENTRANCE CANOPY DEMOLITION UNDER SEPARATE CONTRACT.



Revision	Date	No
----------	------	----

Community Counseling Center
165 Lancaster Street
Portland, Maine

MorrisSwitzer Project Number	29070
Date	07-29-2010
Scale	3/32"=1'-0"
Sheet Title and Number	

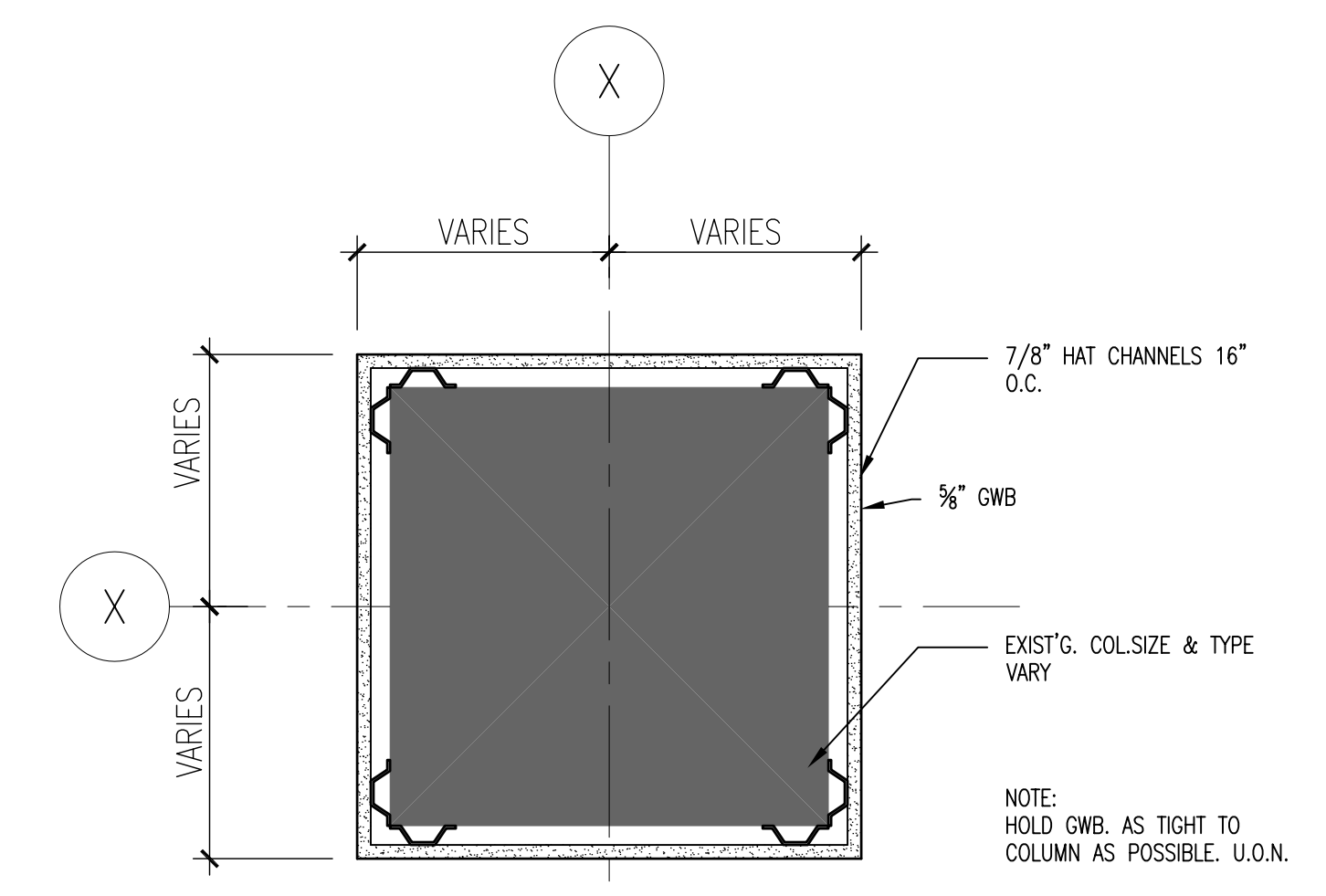
FIRST FLOOR DEMOLITION PLAN

AD-1

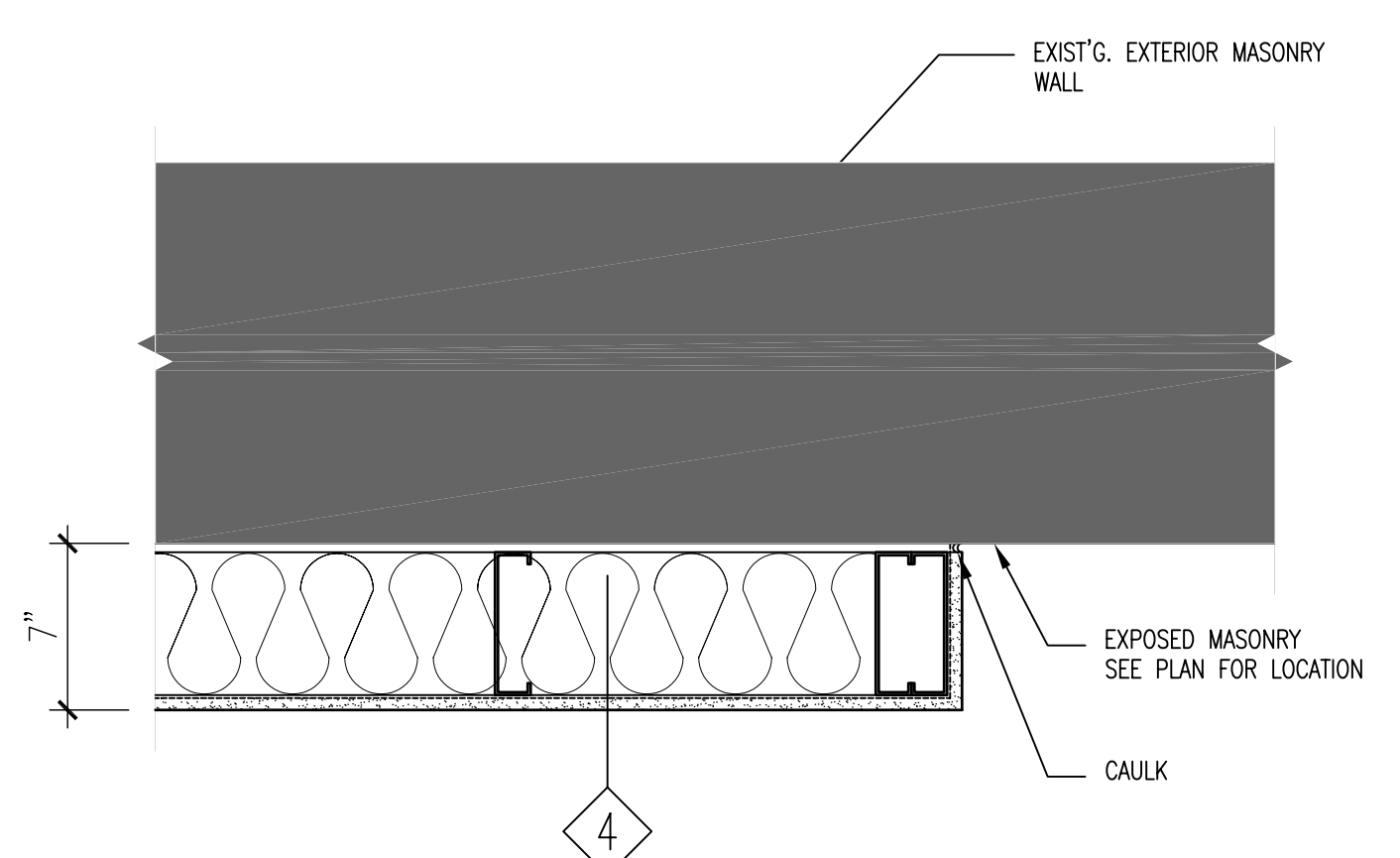


PARTITION TYPES SHALL BE TYPE 1 UNLESS NOTED OTHERWISE. REFER TO DWG. AG-1

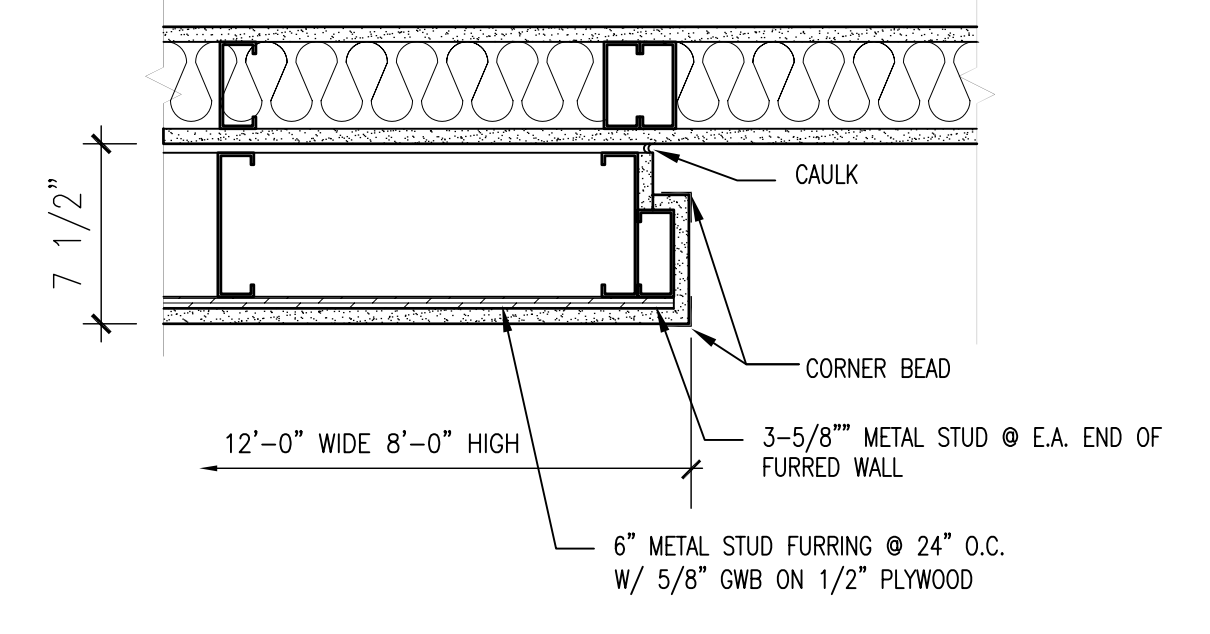
Revision	Date	No



1 COLUMN ENCLOSURE DETAIL
A1-1 1 1/2" = 1'-0"



2 EXTERIOR WALL DETAIL
A1-1 1 1/2" = 1'-0"




3 HISTORY WALL - EDGE DETAIL
A1-1 1 1/2" = 1'-0"

Community Counseling Center
165 Lancaster Street
Portland, Maine


MorrisSwitzer Project Number 29070
Date 07-29-2010
Scale 1/8"=1'-0"
Sheet Title and Number

**FIRST FLOOR PLAN
PART A &
PLAN DETAILS**

A1-1



PARTITION TYPES SHALL BE TYPE ①
UNLESS NOTED OTHERWISE. REFER TO
DWG. AG-1



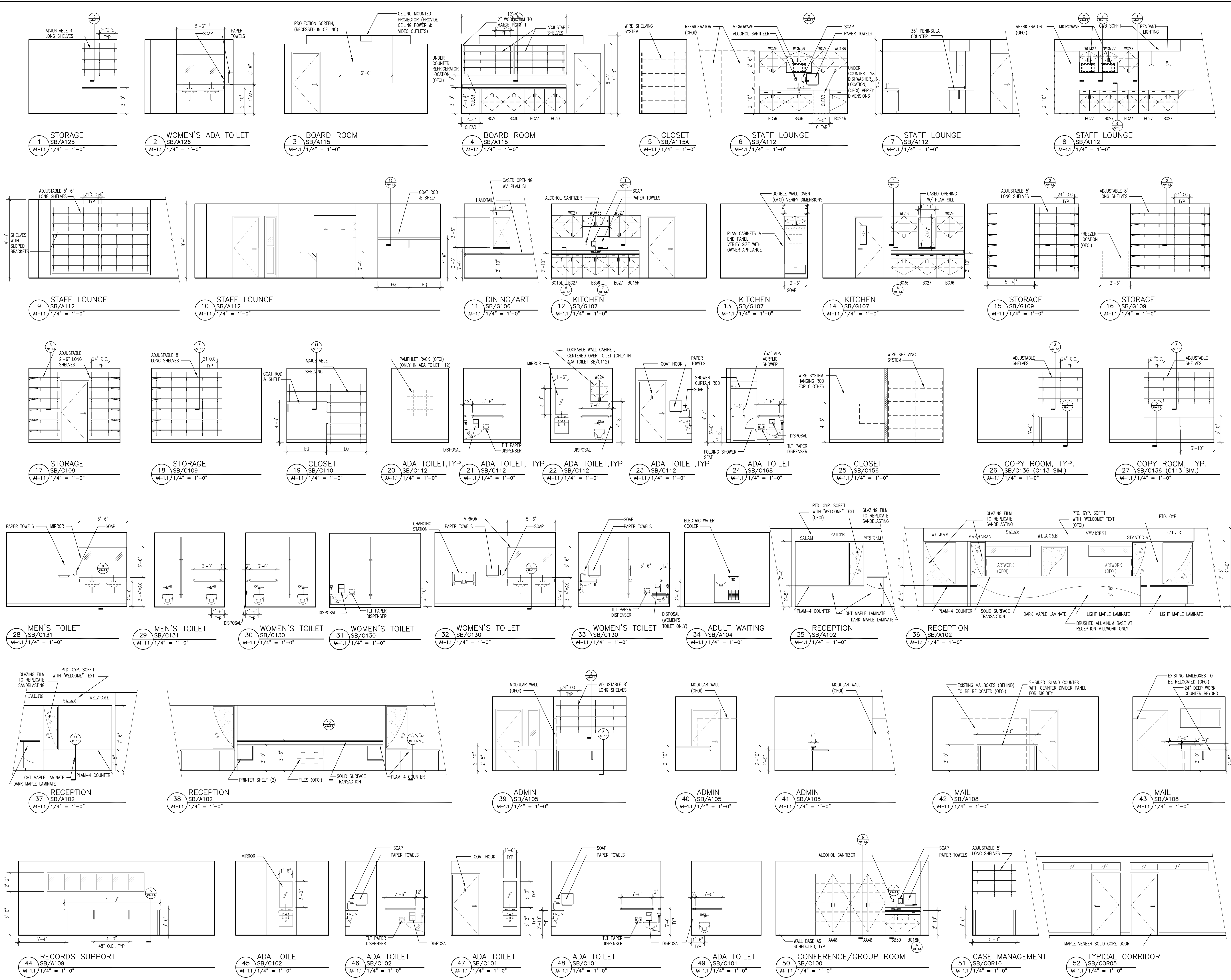

Revision	Date	No

**Community Counseling
Center**
165 Lancaster Street
Portland, Maine

MorrisSwitzer Project Number 29070
Date 07-29-2010
Scale 1/8"=1'-0"
Sheet Title and Number

**FIRST FLOOR PLAN
PART B**

A1-2

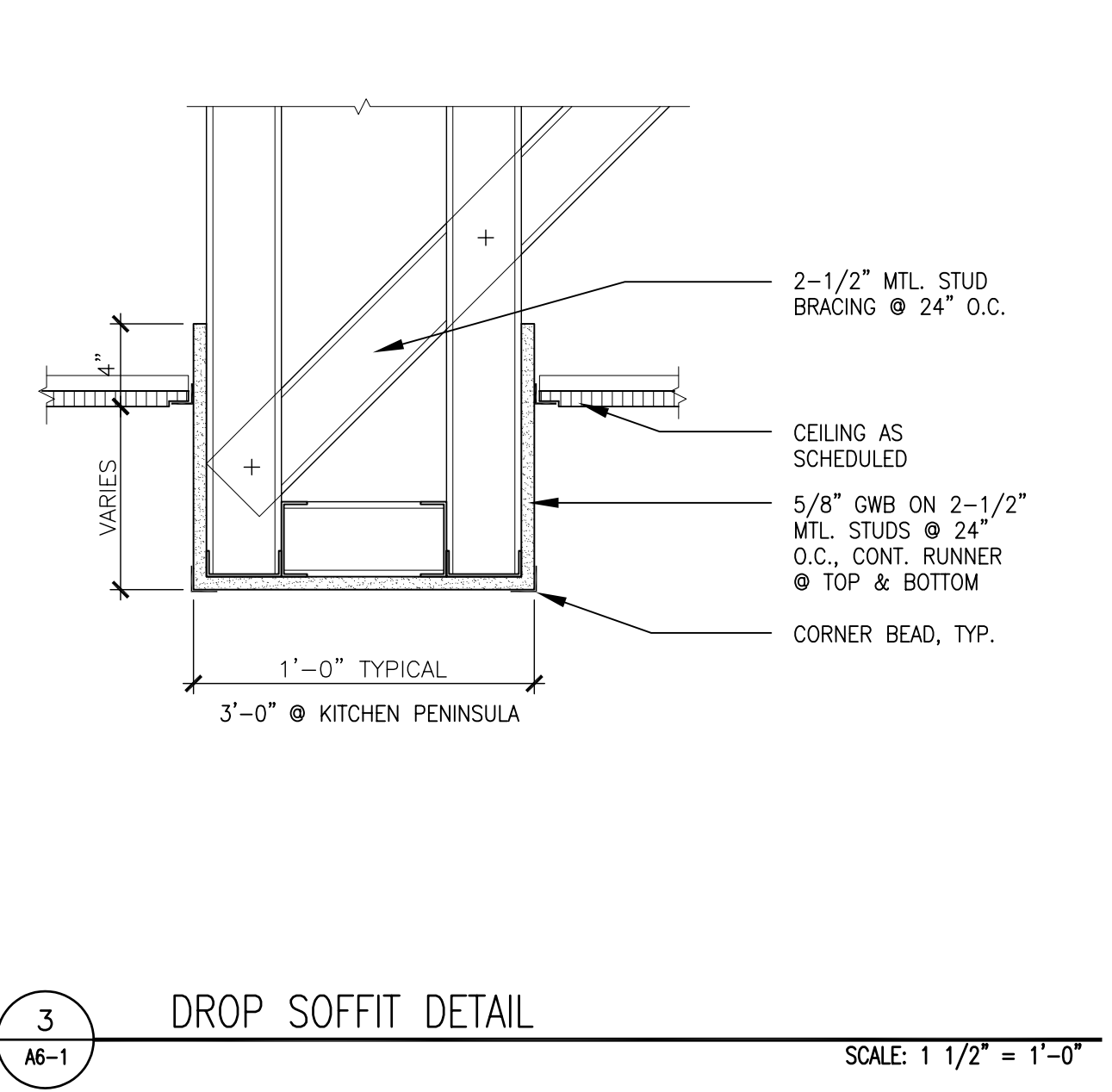
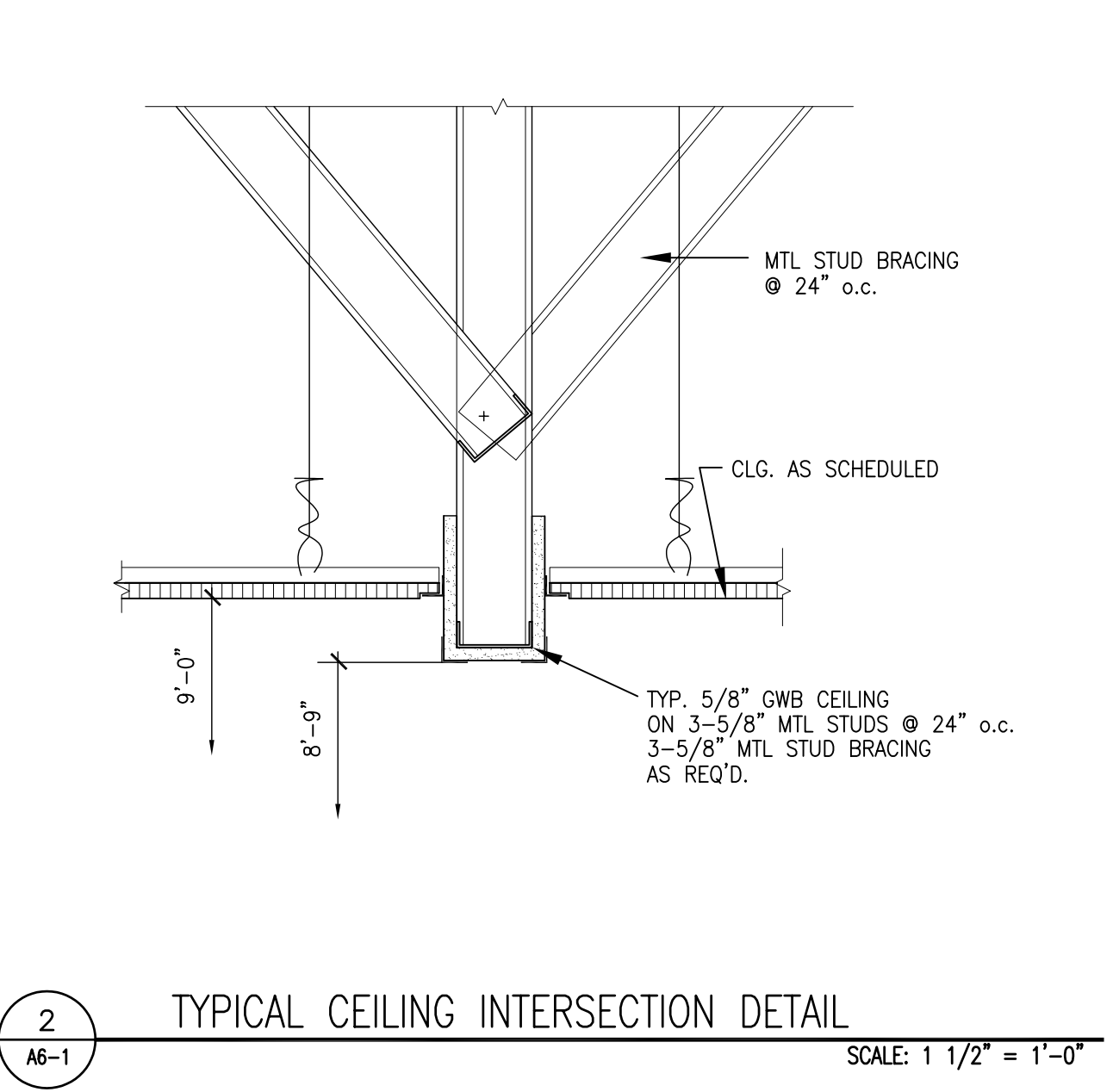
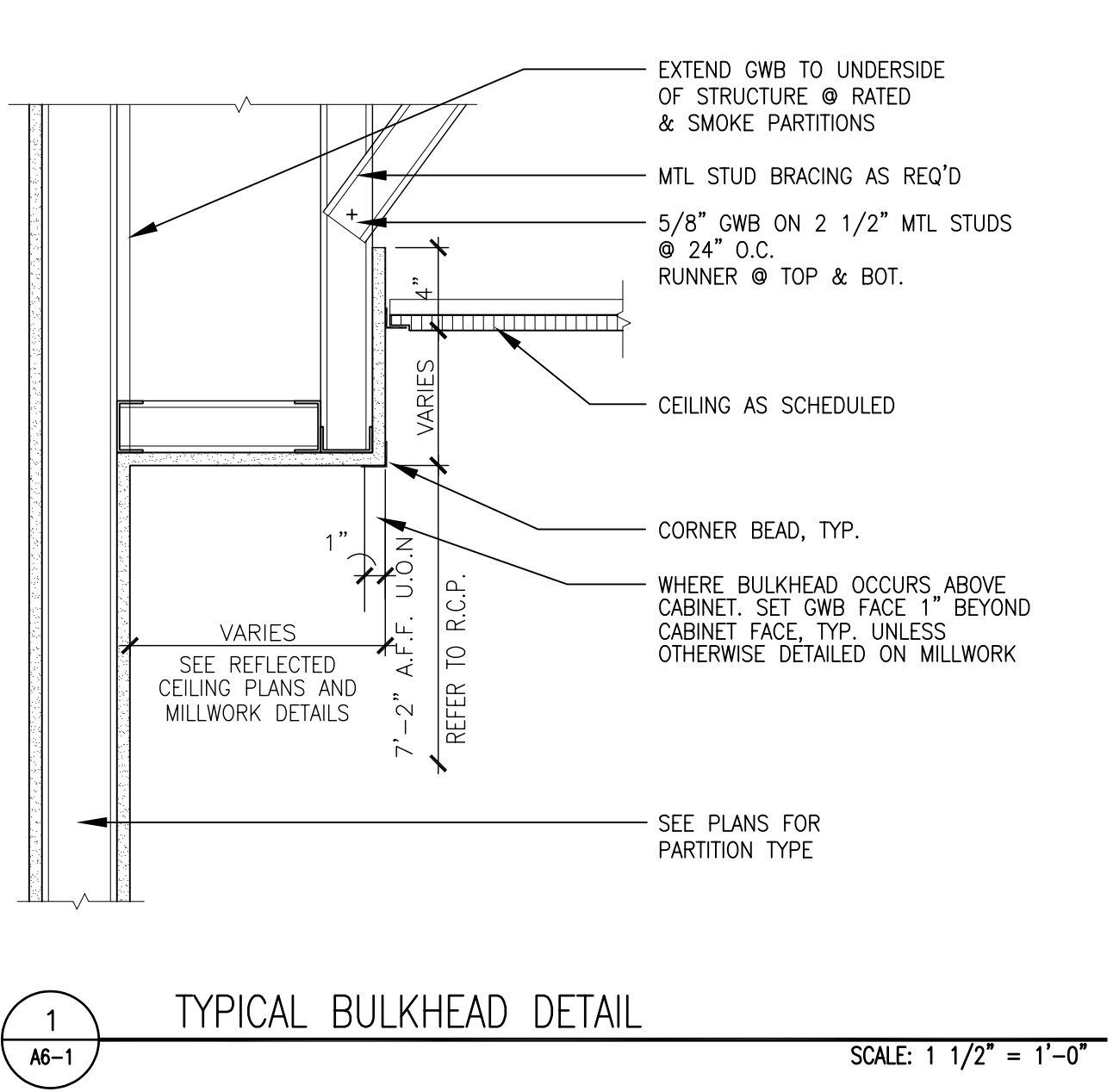
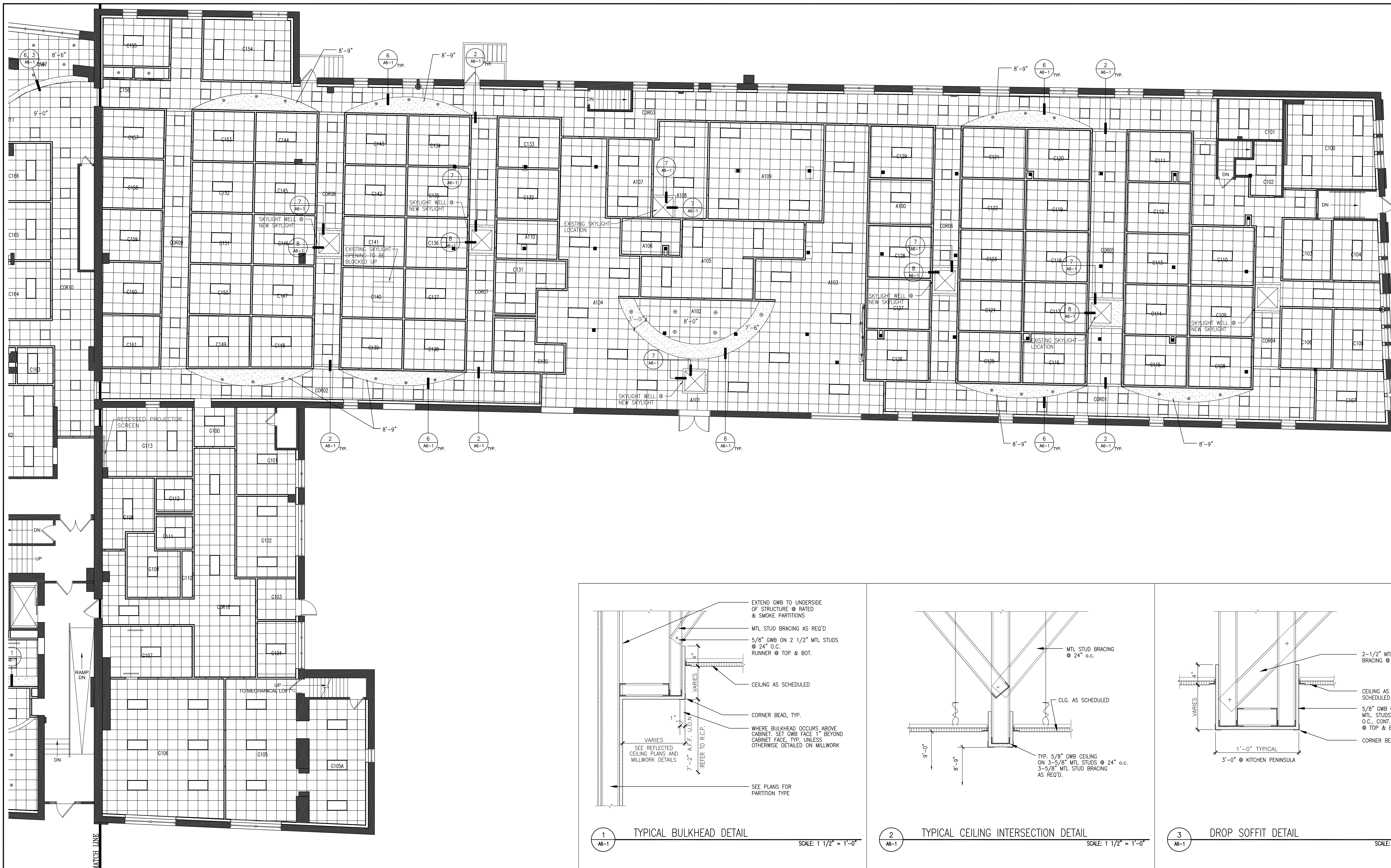


Revision	Date	No

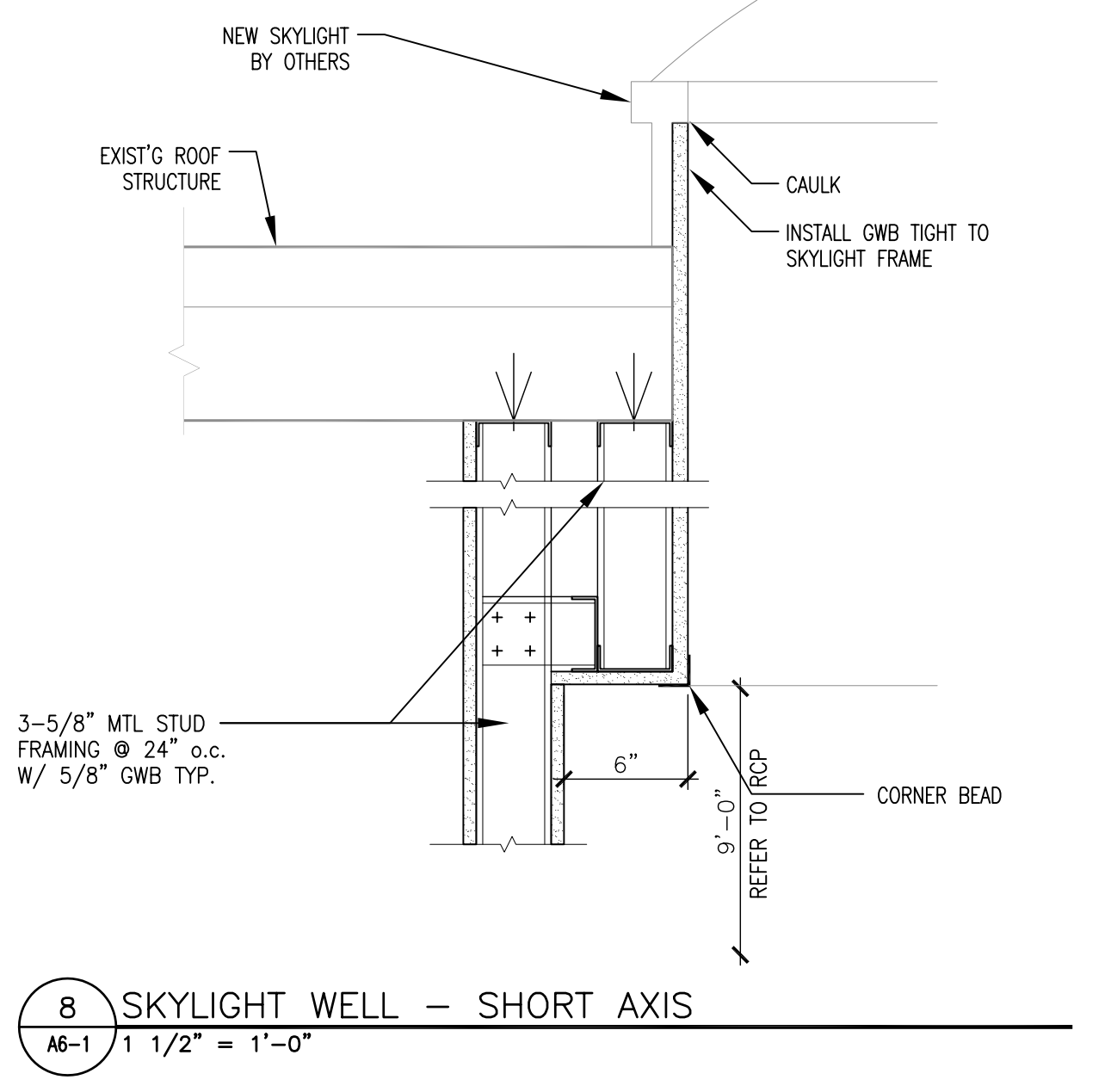
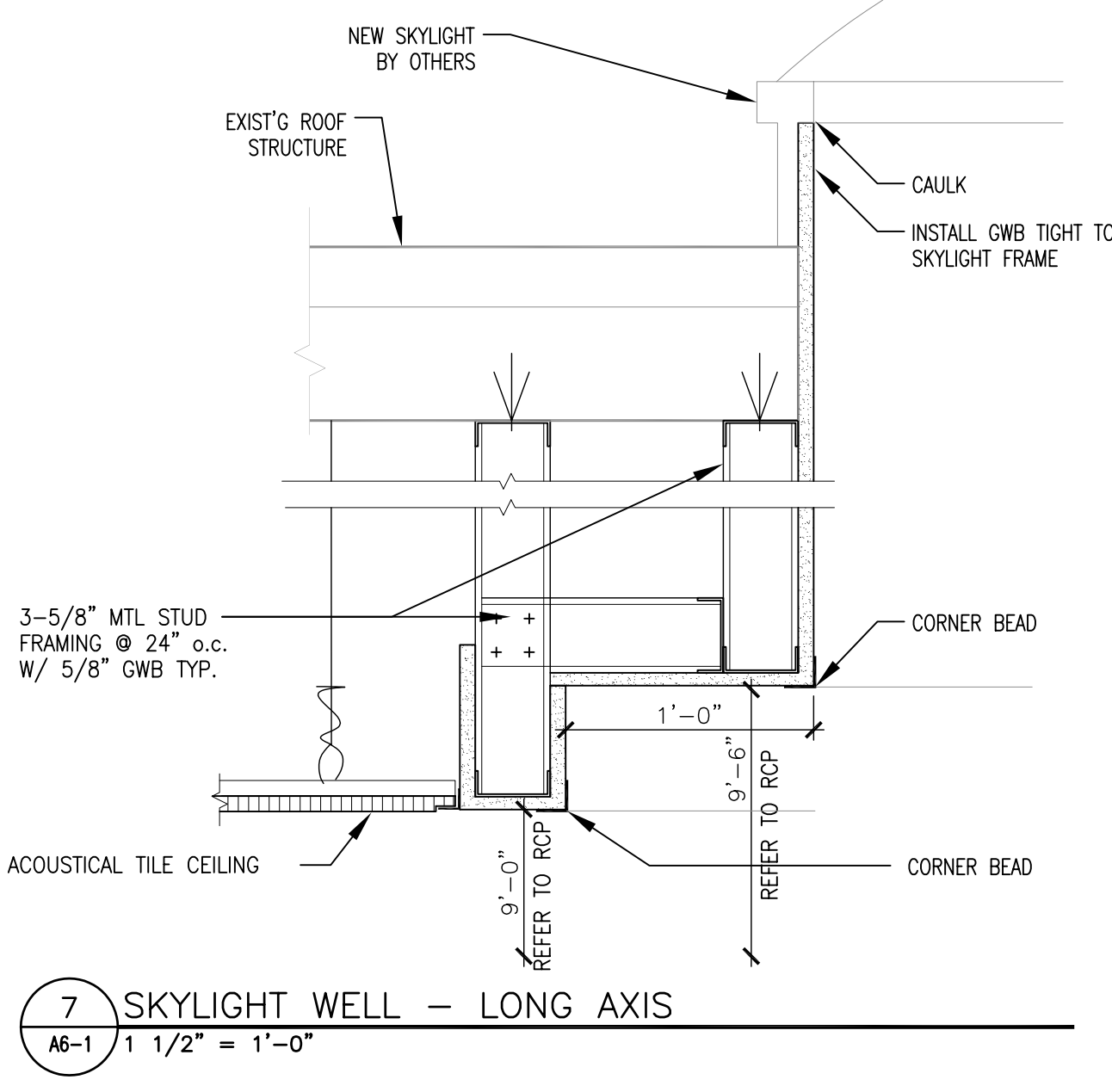
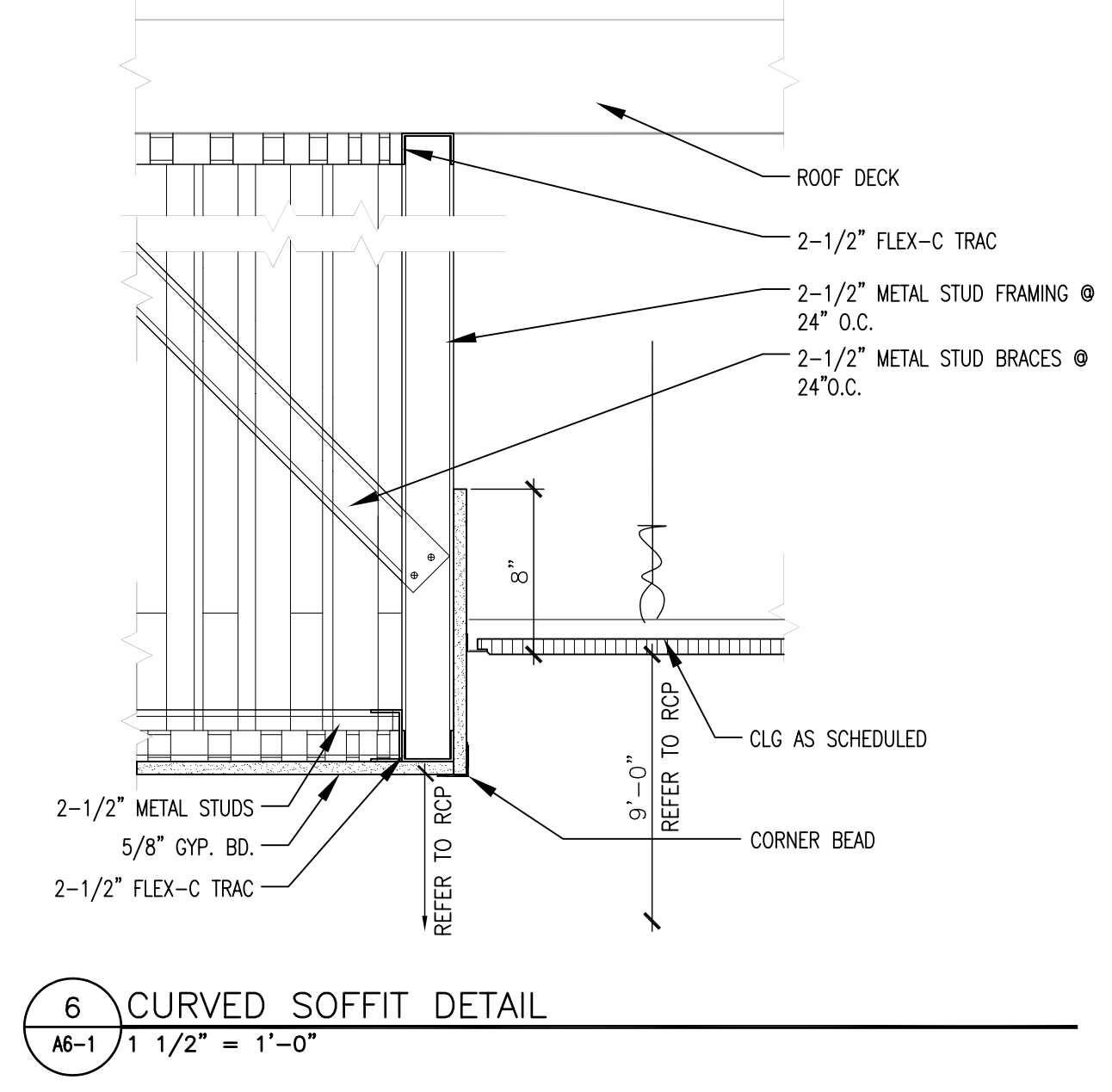
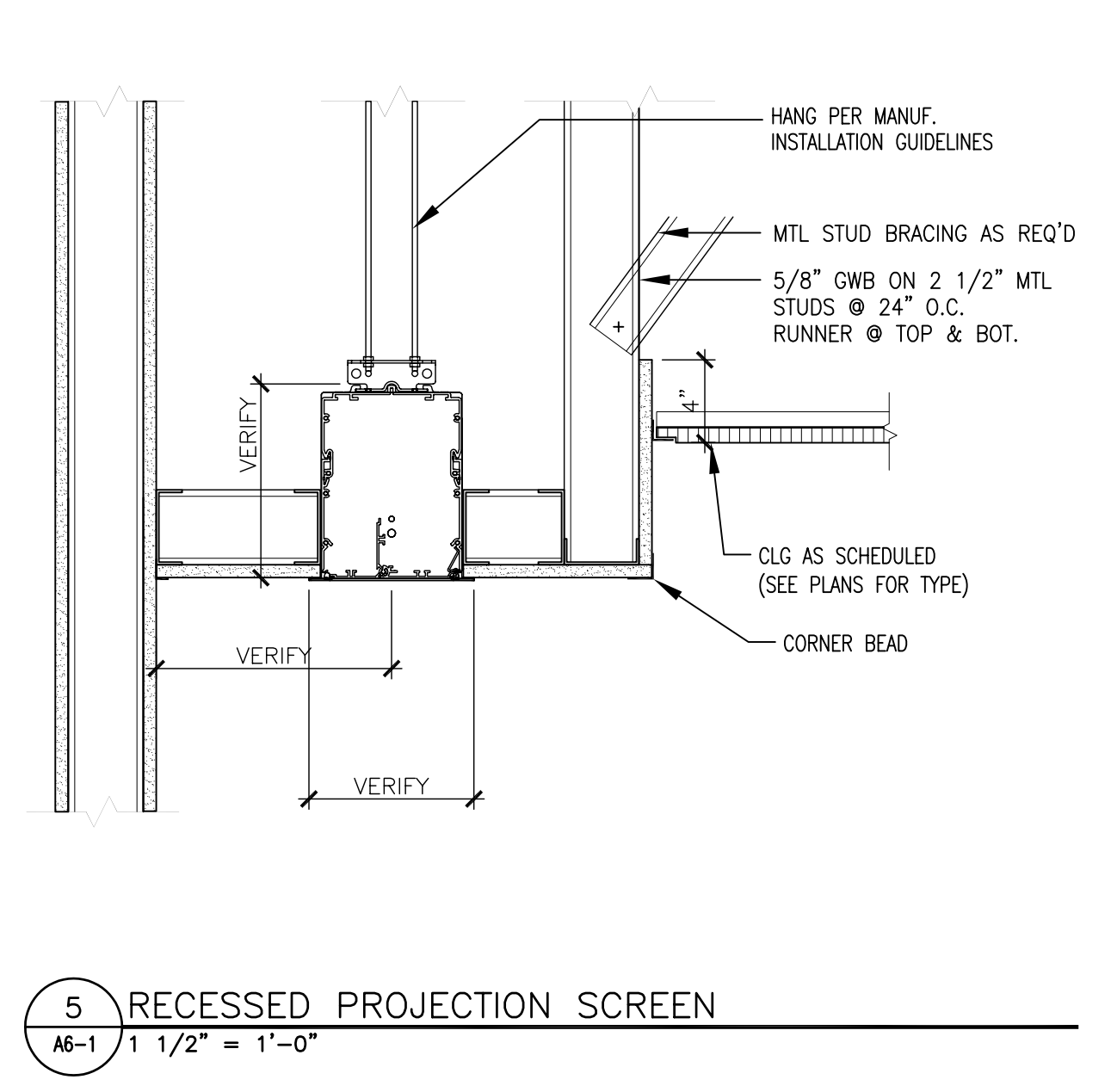
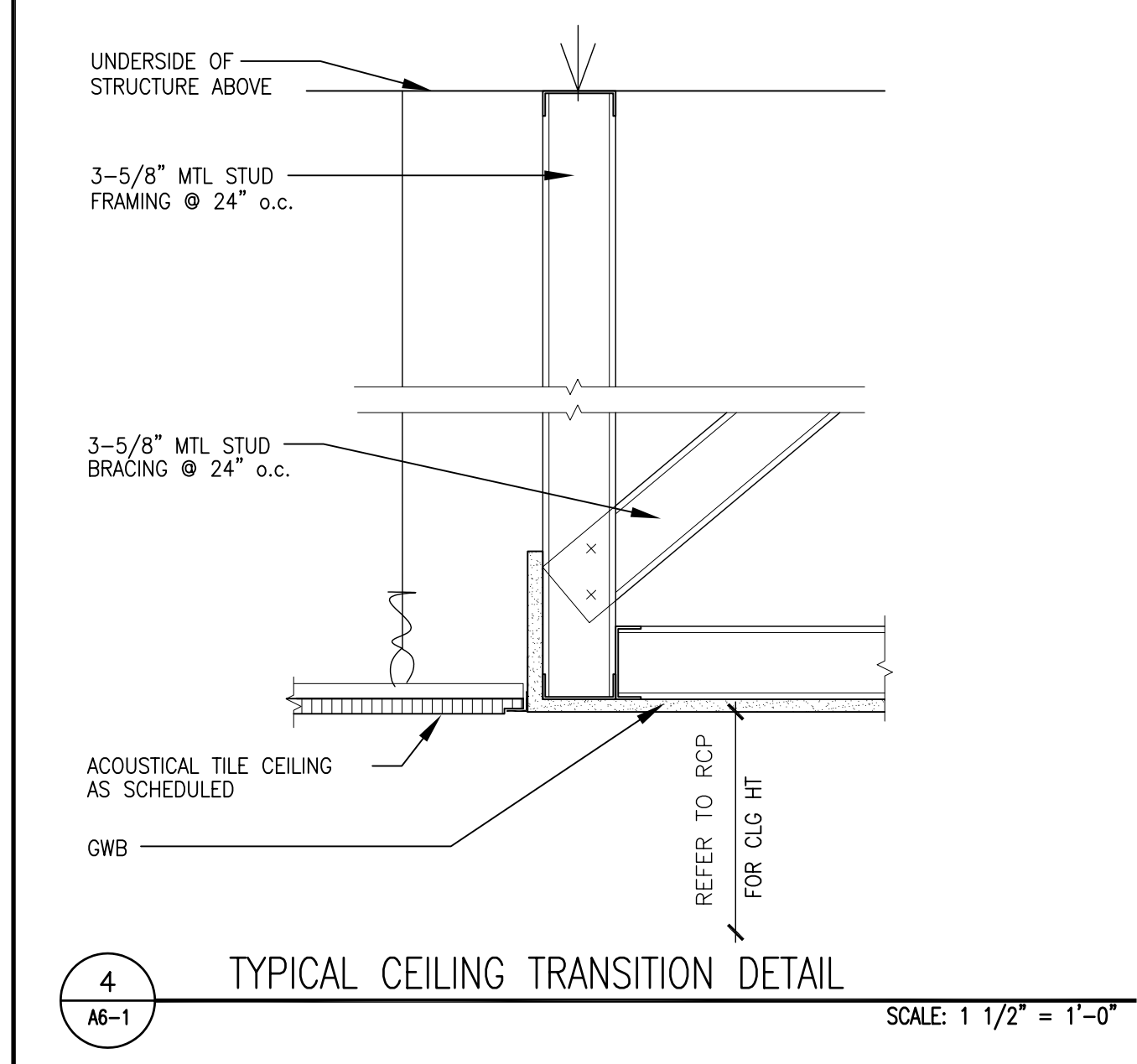
**Community Counseling
Center**

165 Lancaster Street
Portland, Maine

MorrisSwitzer Project Number 29070
Date 07-29-2010
Scale 1/4" = 1'-0"
Sheet Title and Number



Revision	Date	No

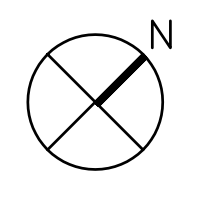
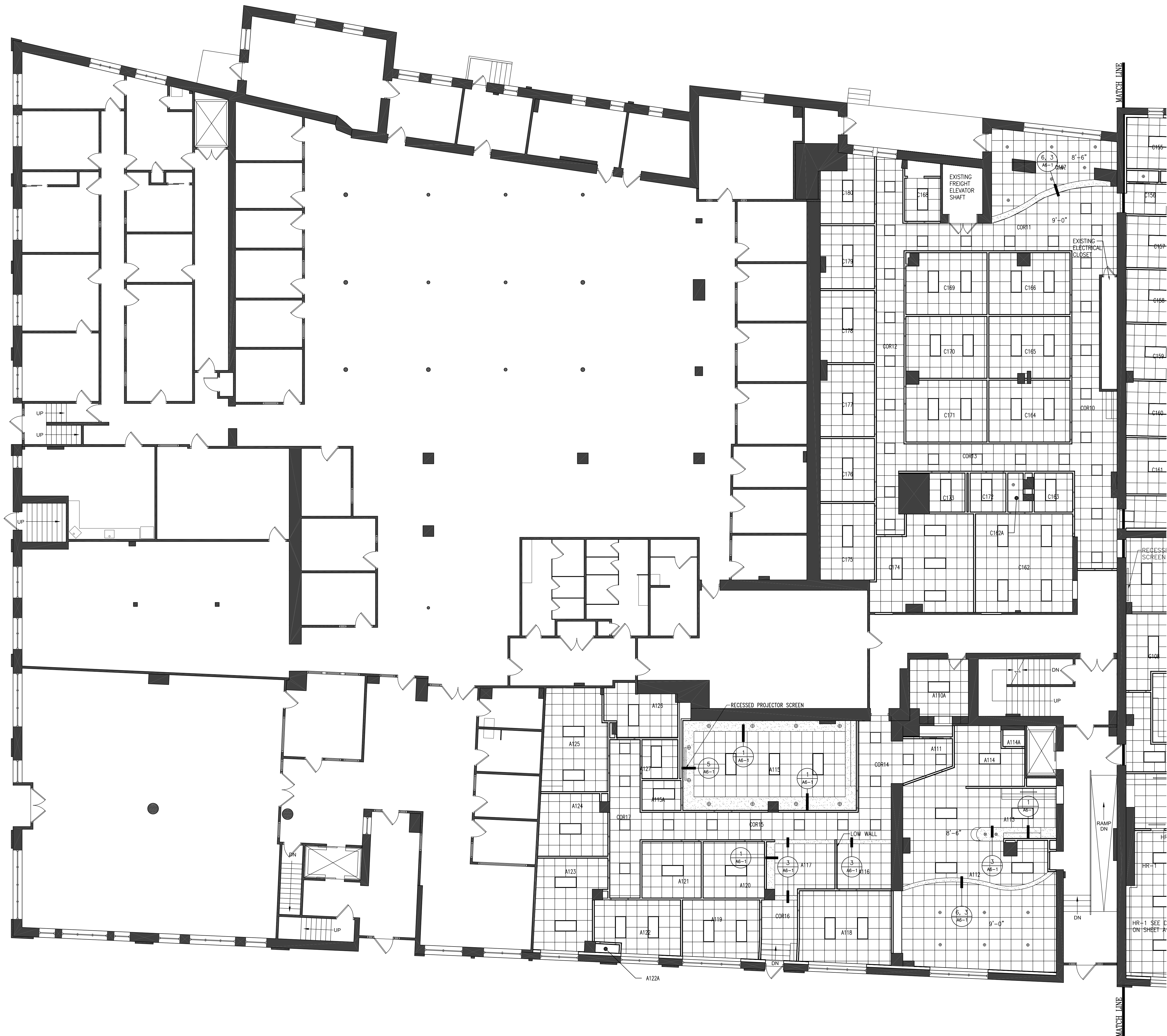



Community Counseling Center
165 Lancaster Street
Portland, Maine

MorrisSwitzer Project Number 29070
Date 07-29-2010
Scale 1/8"=1'-0"
Sheet Title and Number

FIRST FLOOR REFLECTED CEILING PLAN PART A & CEILING DETAILS

A6-1



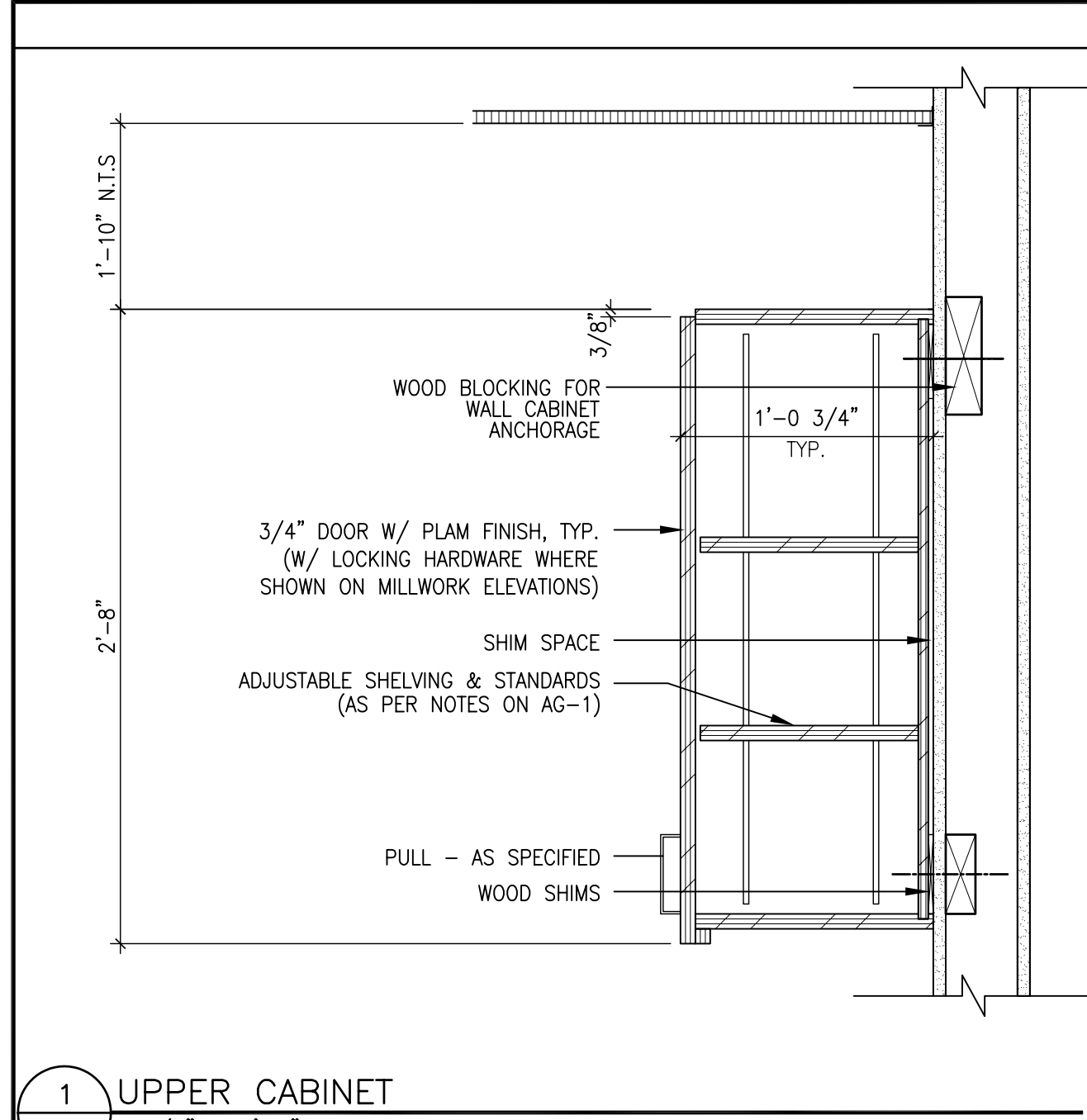

Revision	Date	No

Community Counseling
Center
165 Lancaster Street
Portland, Maine

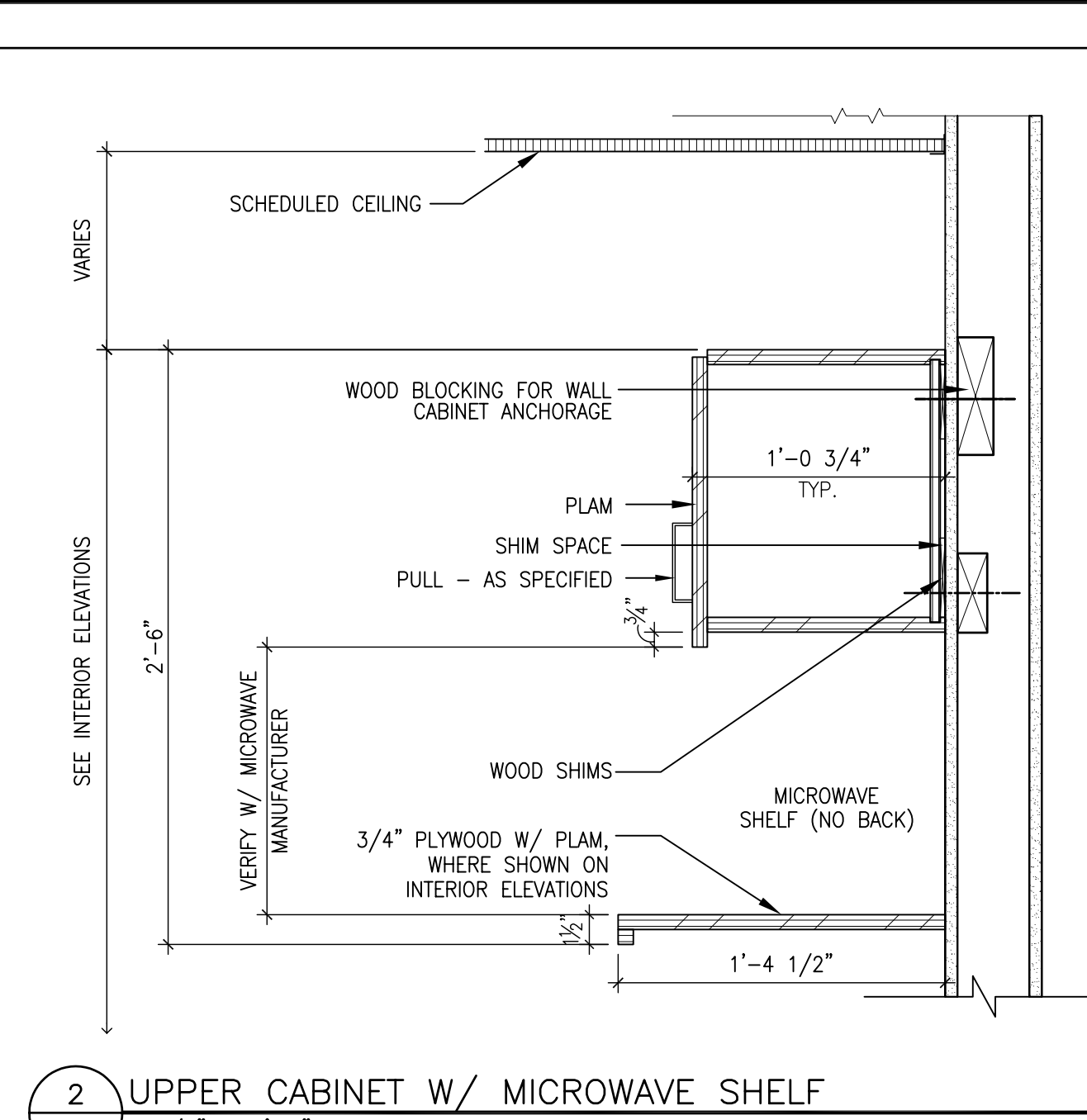
MorrisSwitzer Project Number 29070
Date 07-29-2010
Scale 1/8"=1'-0"
Sheet Title and Number

FIRST FLOOR
REFLECTED
CEILING PLAN
PART B

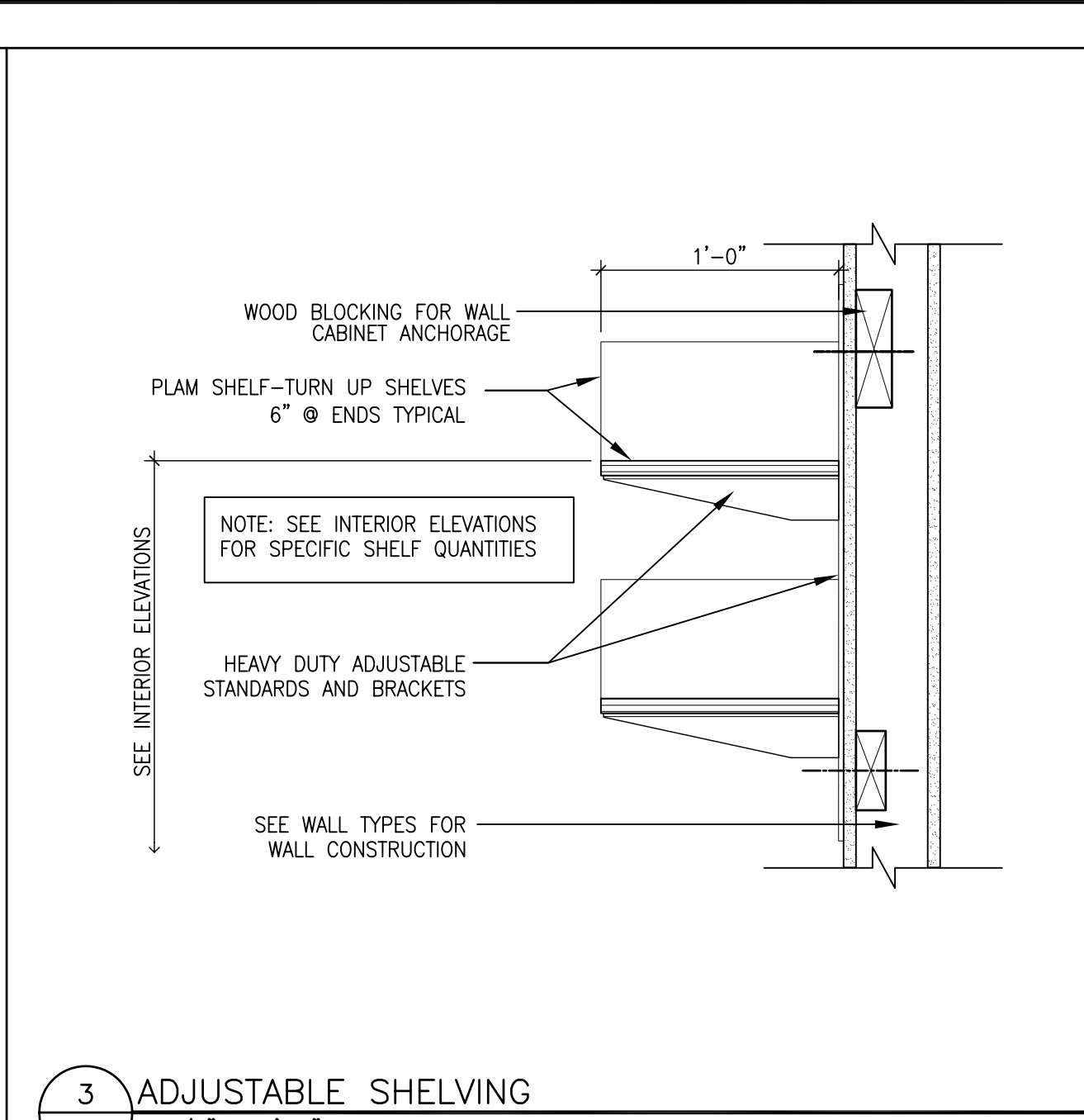
A6-2



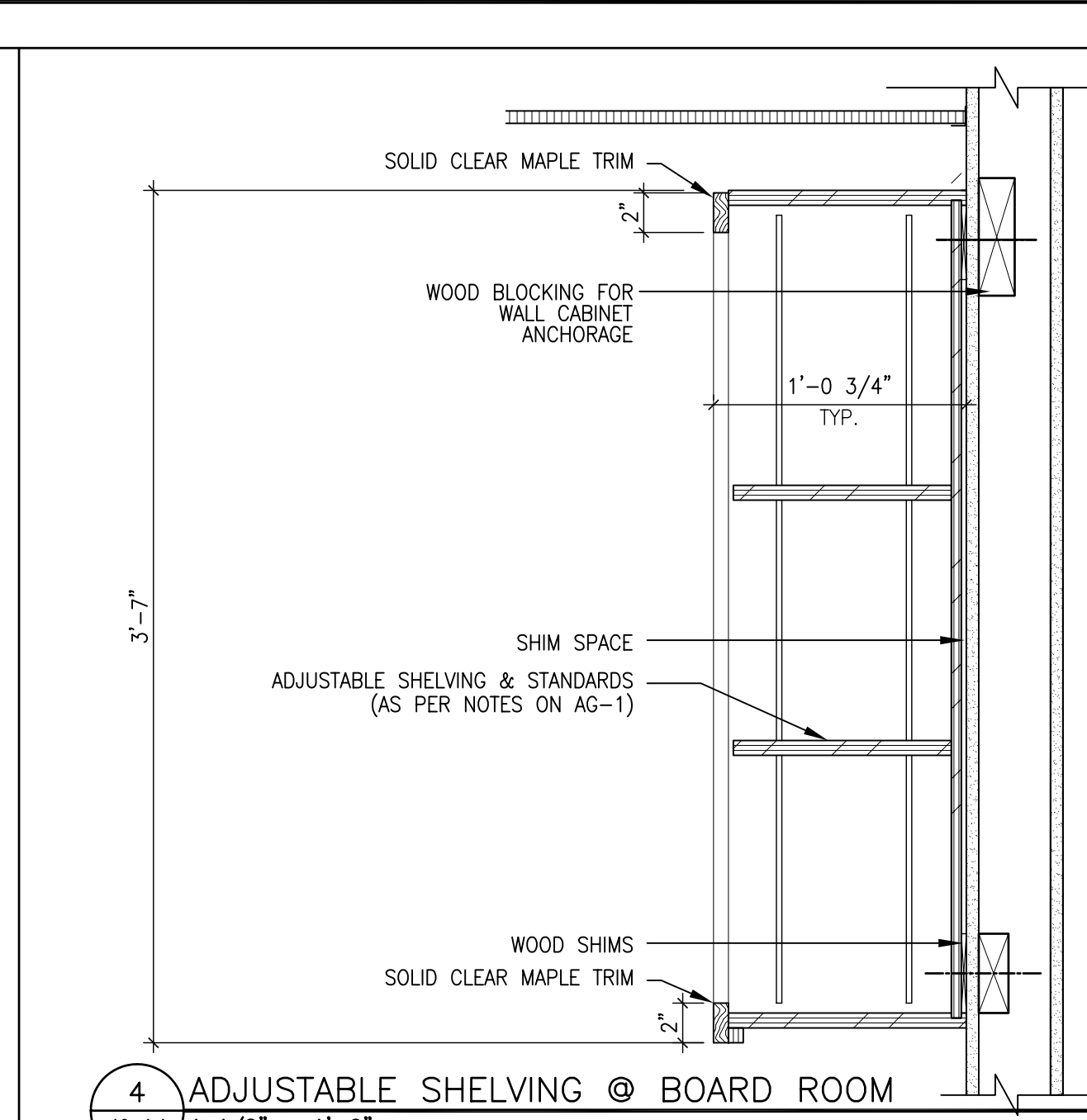
1 UPPER CABINET
A9-1.1 1 1/2" = 1'-0"



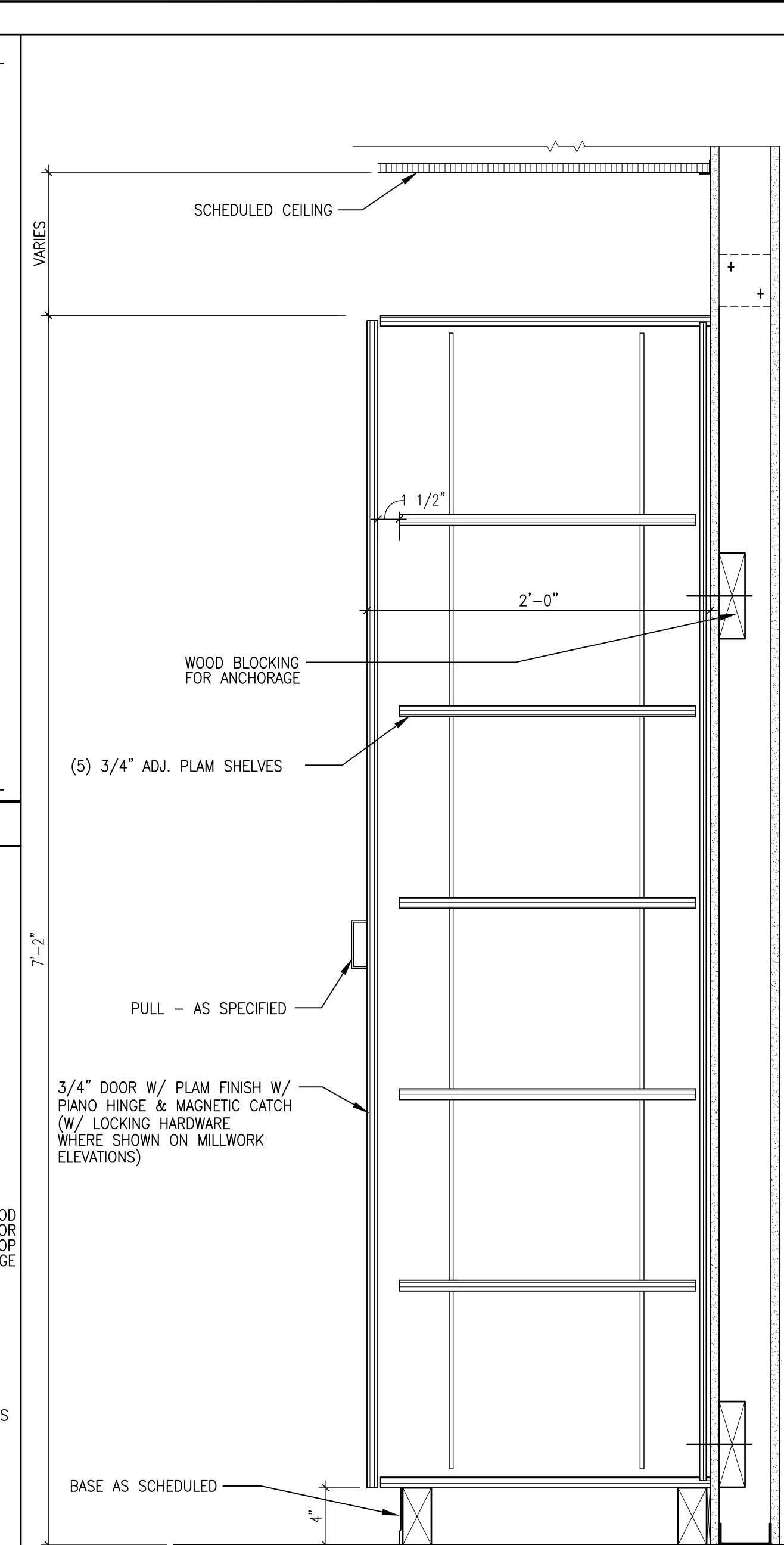
2 UPPER CABINET W/ MICROWAVE SHELF
A9-1.1 1 1/2" = 1'-0"



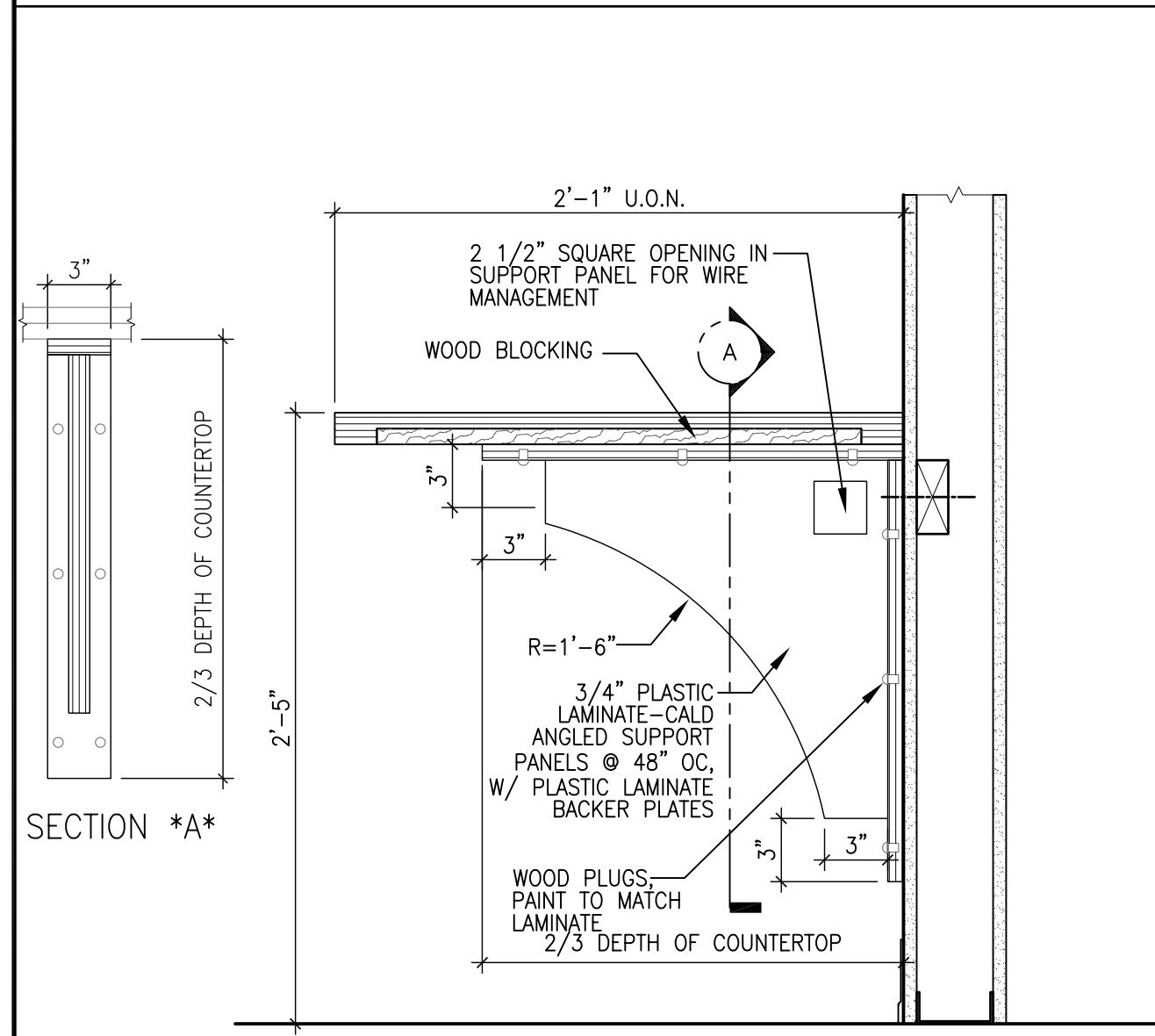
3 ADJUSTABLE SHELVING
A9-1.1 1 1/2" = 1'-0"



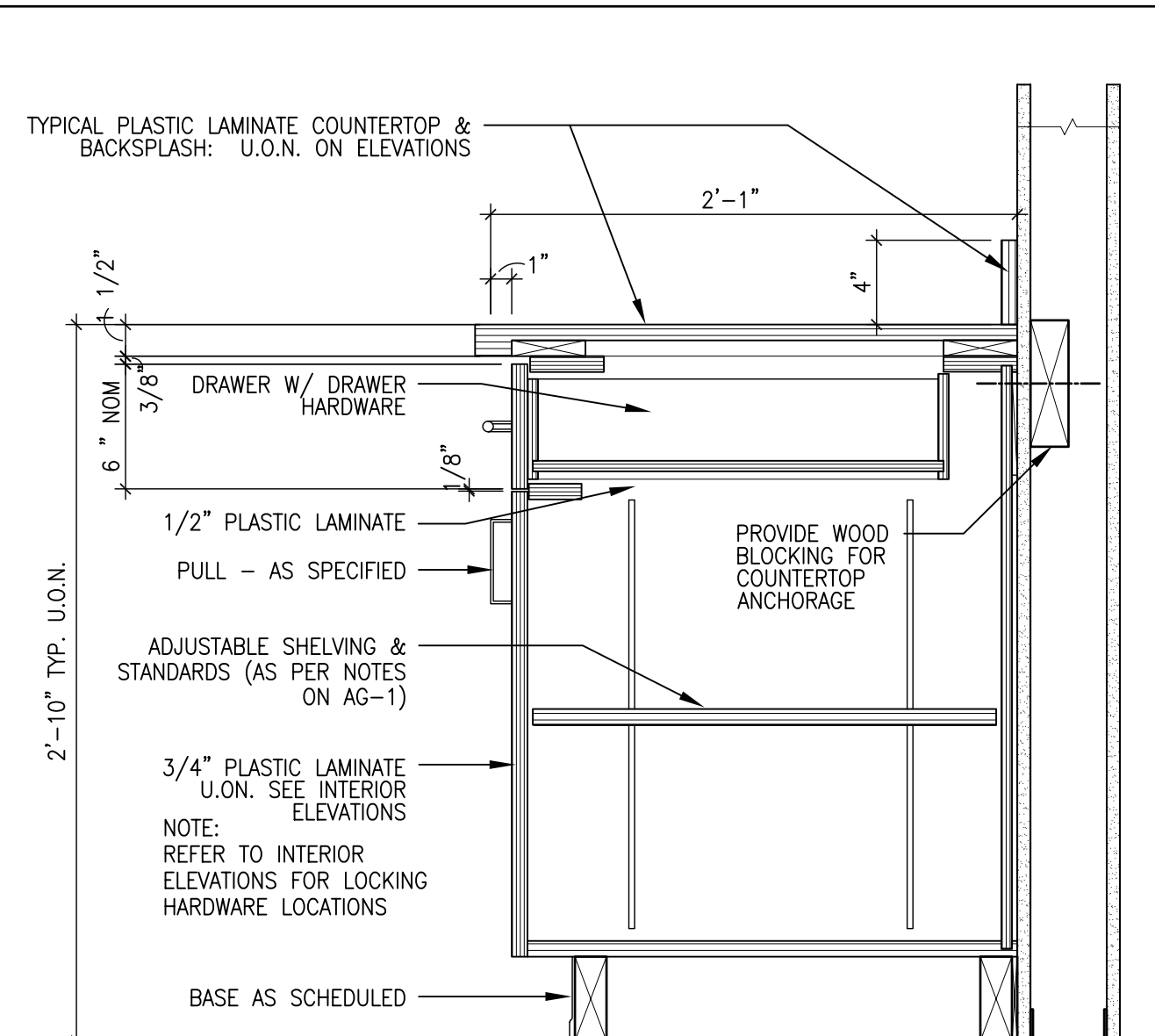
4 ADJUSTABLE SHELVING @ BOARD ROOM
A9-1.1 1 1/2" = 1'-0"



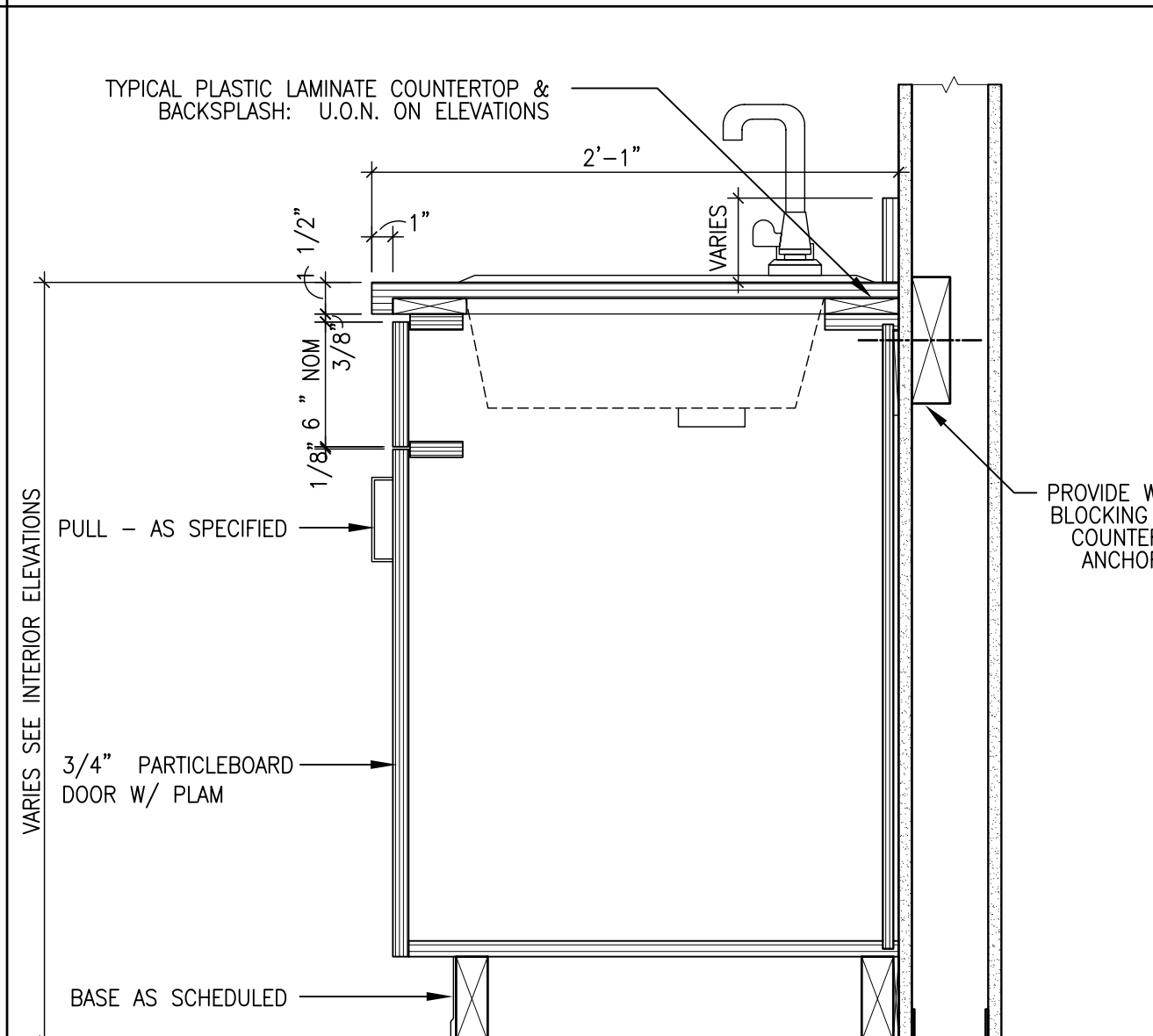
9 SECTION THROUGH TALL STORAGE CABINET
A9-1.1 1 1/2" = 1'-0"



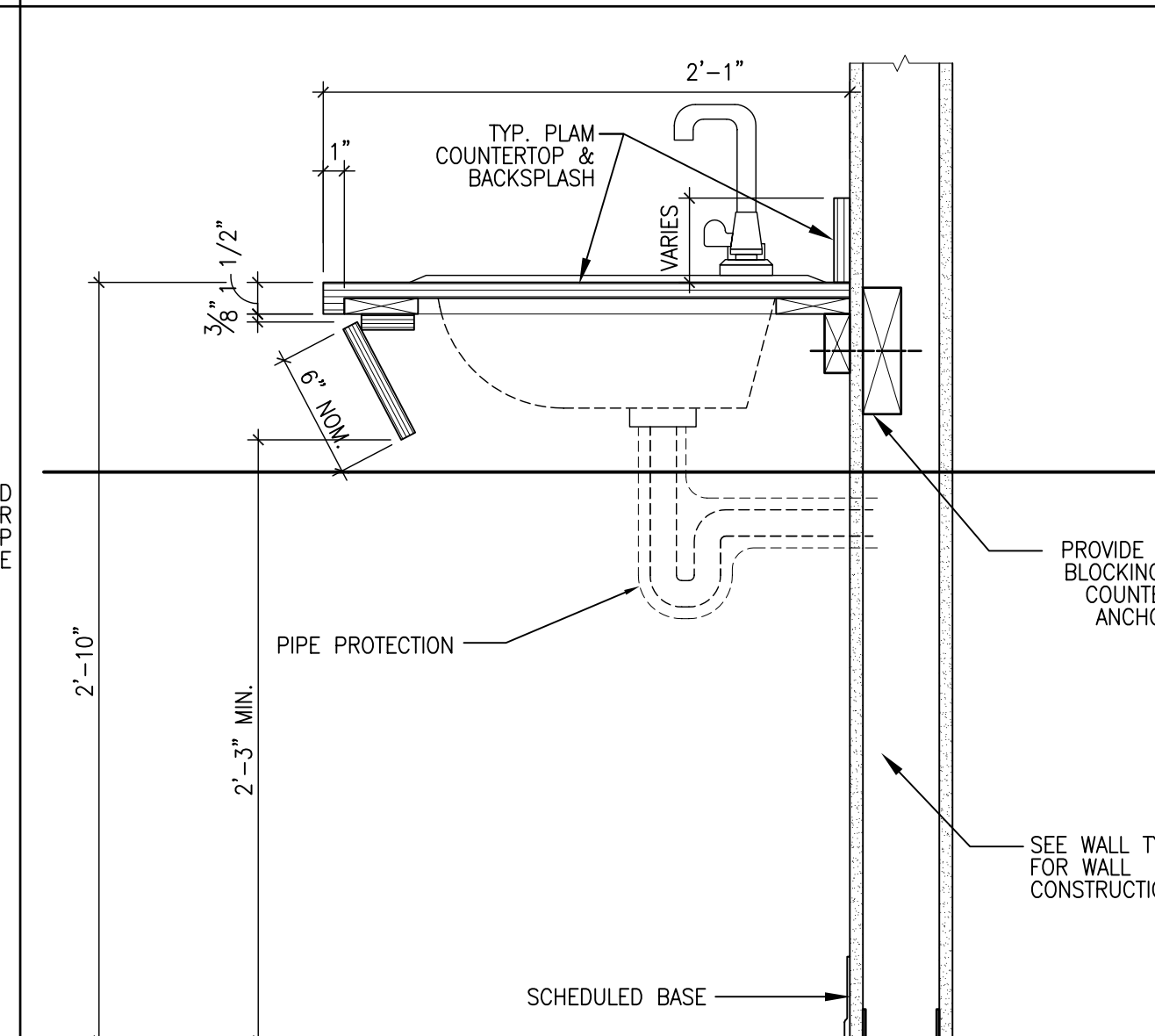
5 TYPICAL BRACKET DETAIL
A9-1.1 1 1/2" = 1'-0"



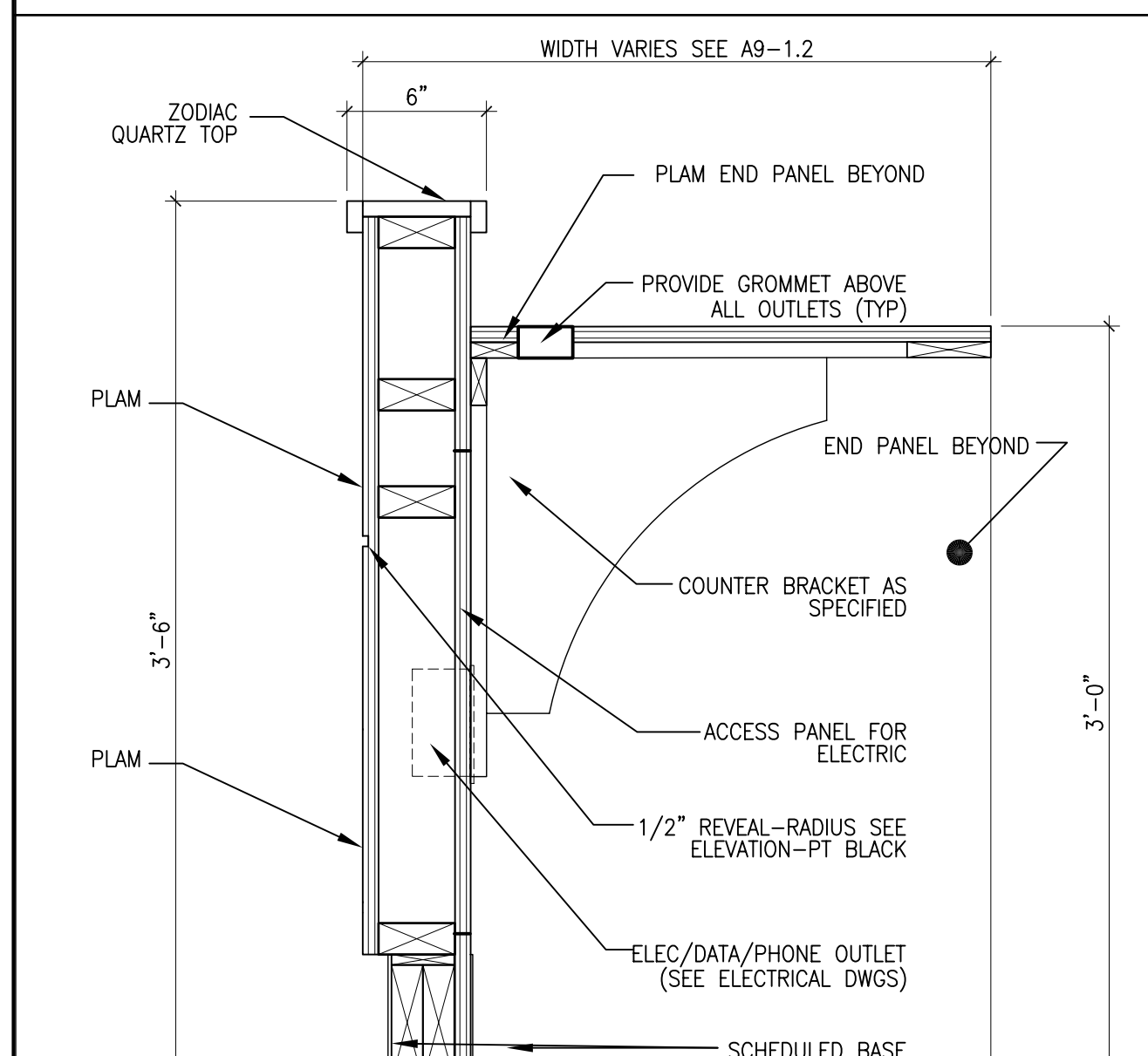
6 BASE CABINET
A9-1.1 1 1/2" = 1'-0"



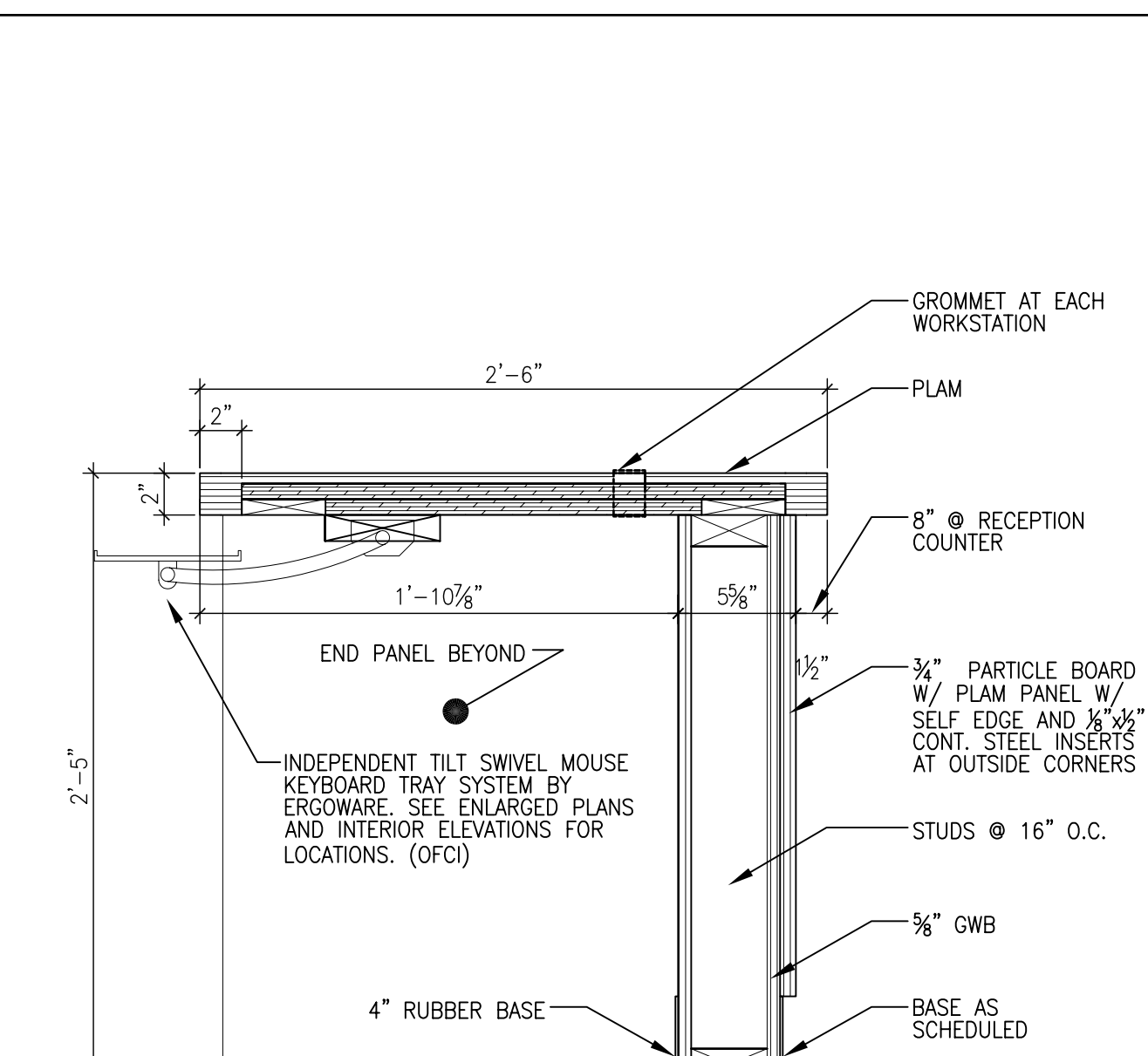
7 TYPICAL MILLWORK SECTION
A9-1.1 1 1/2" = 1'-0"



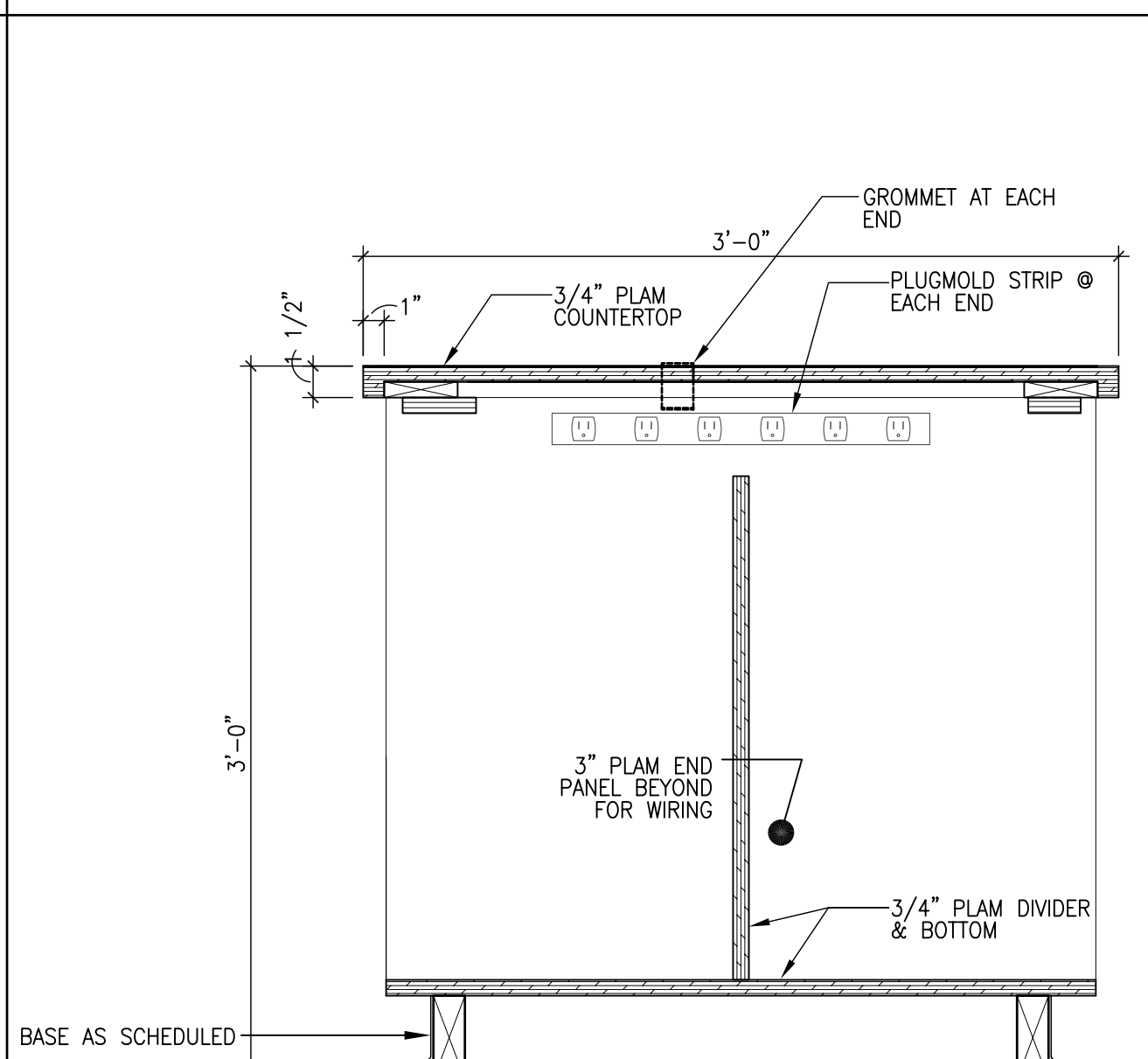
8 SECTION AT COUNTER
A9-1.1 1 1/2" = 1'-0"



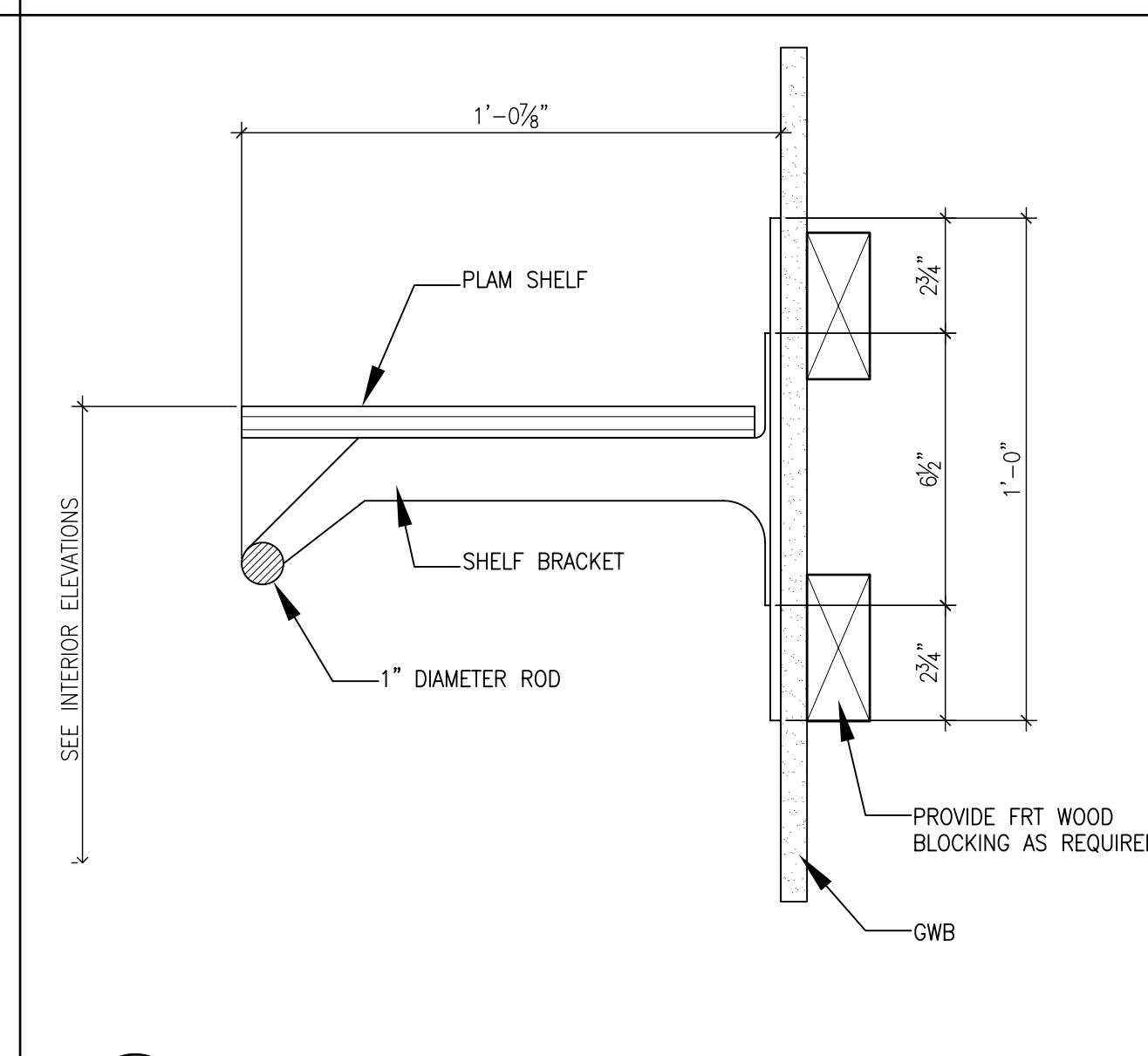
10 RECEPTION
A9-1.1 1 1/2" = 1'-0"



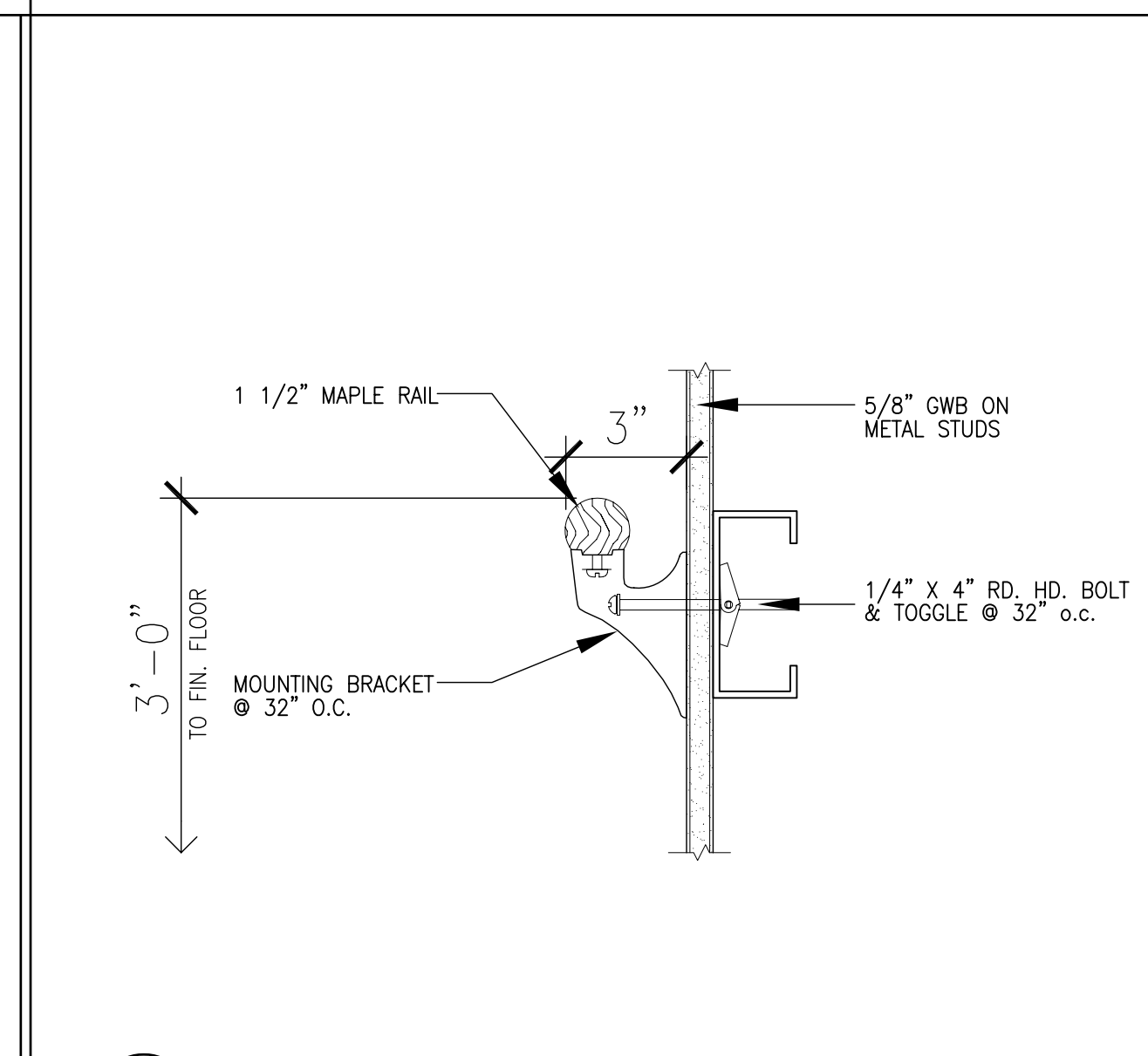
11 COUNTERTOP DETAIL
A9-1.1 SCALE: 1 1/2" = 1'-0"



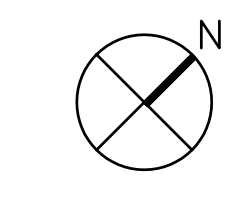
12 MILLWORK SECTION @ ISLAND
A9-1.1 1 1/2" = 1'-0"



13 CLOSET ROD & SHELF DETAIL
A9-1.1 3" = 1'-0"



14 HR-1 HANDRAIL DETAIL
A9-1.1 SCALE: 3" = 1'-0"



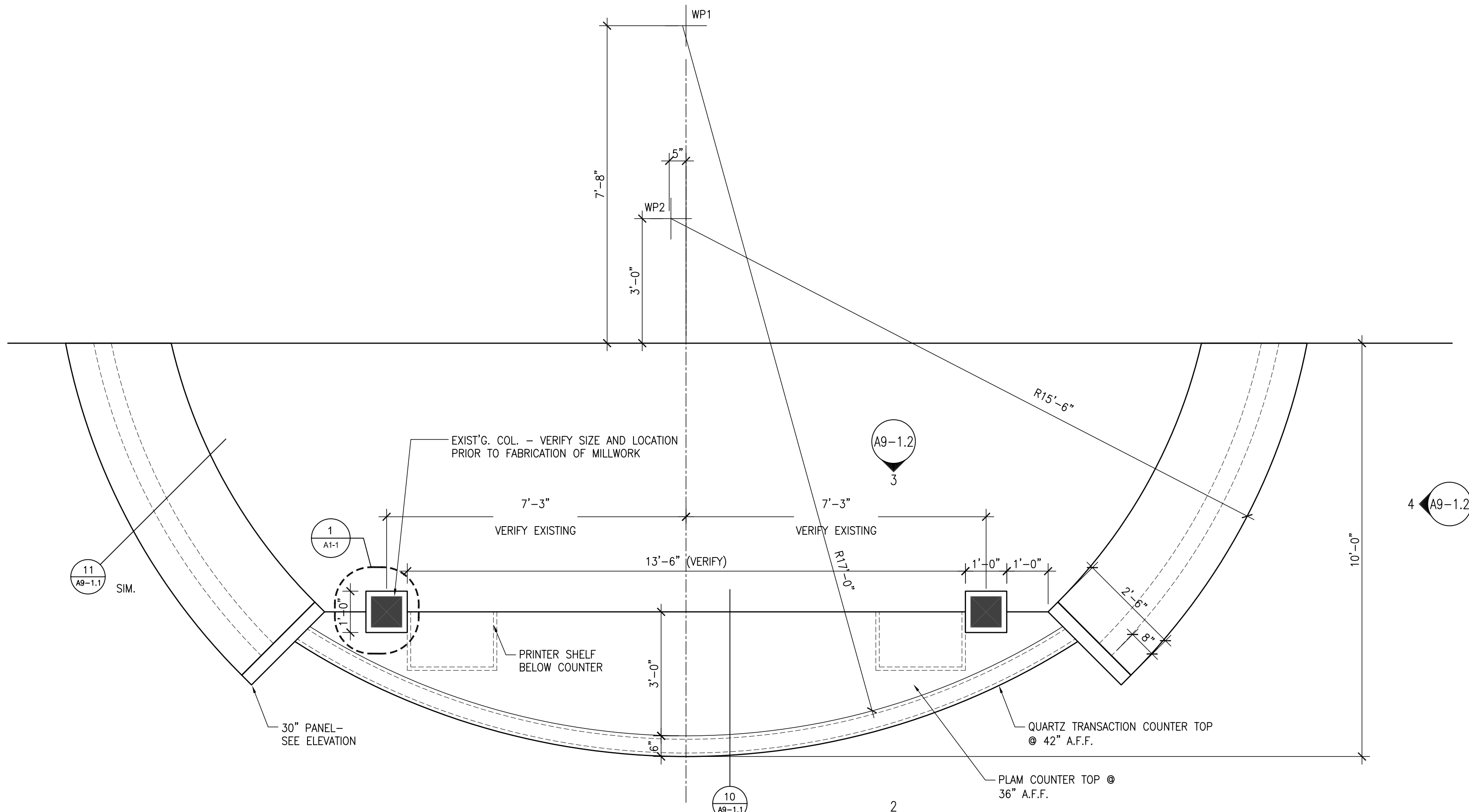

Revision	Date	No

Community Counseling
Center
165 Lancaster Street
Portland, Maine

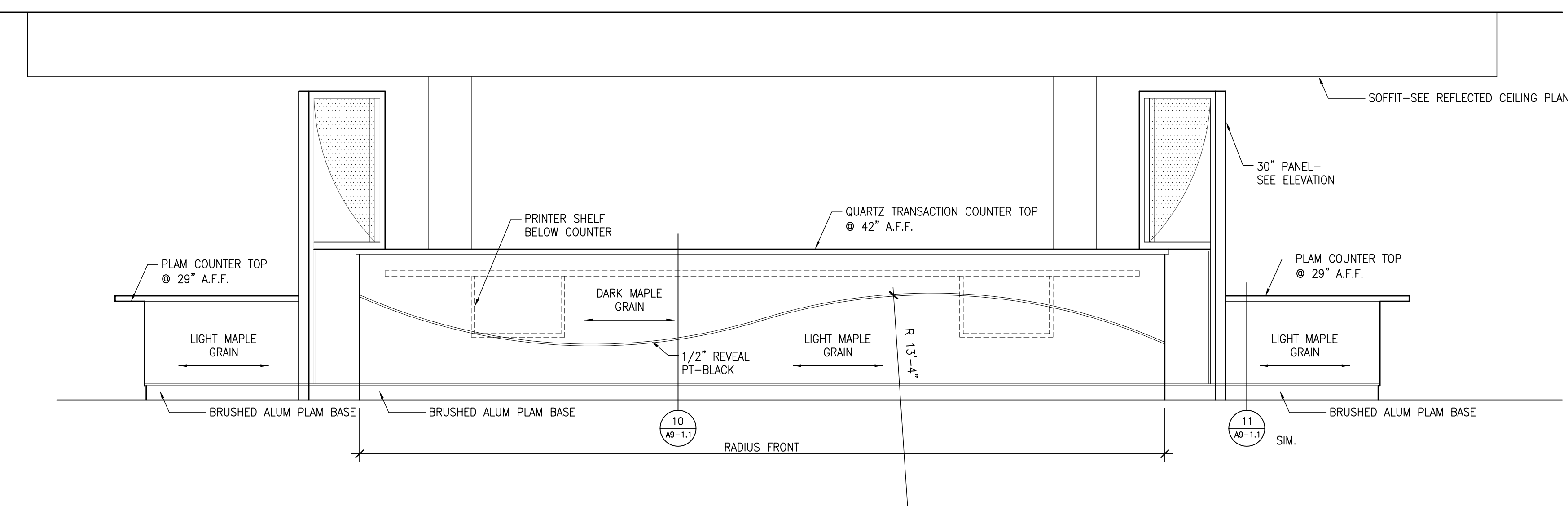
MorrisSwitzer Project Number 29070
Date 07/29/10
Scale AS NOTED
Sheet Title and Number

TYPICAL MILLWORK
SECTIONS & DETAILS

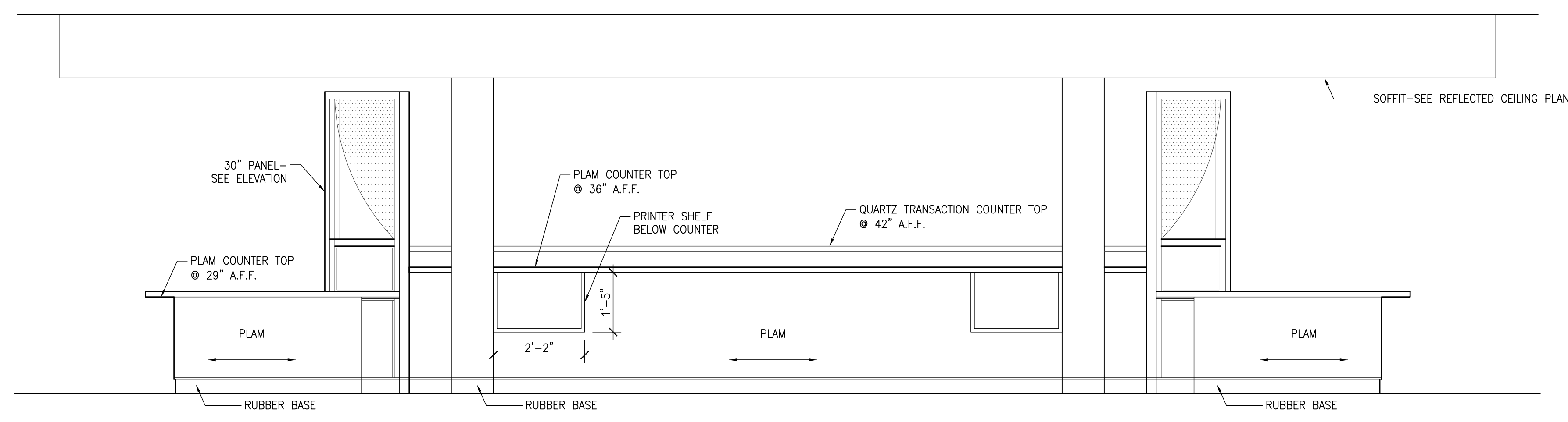
A9-1.1



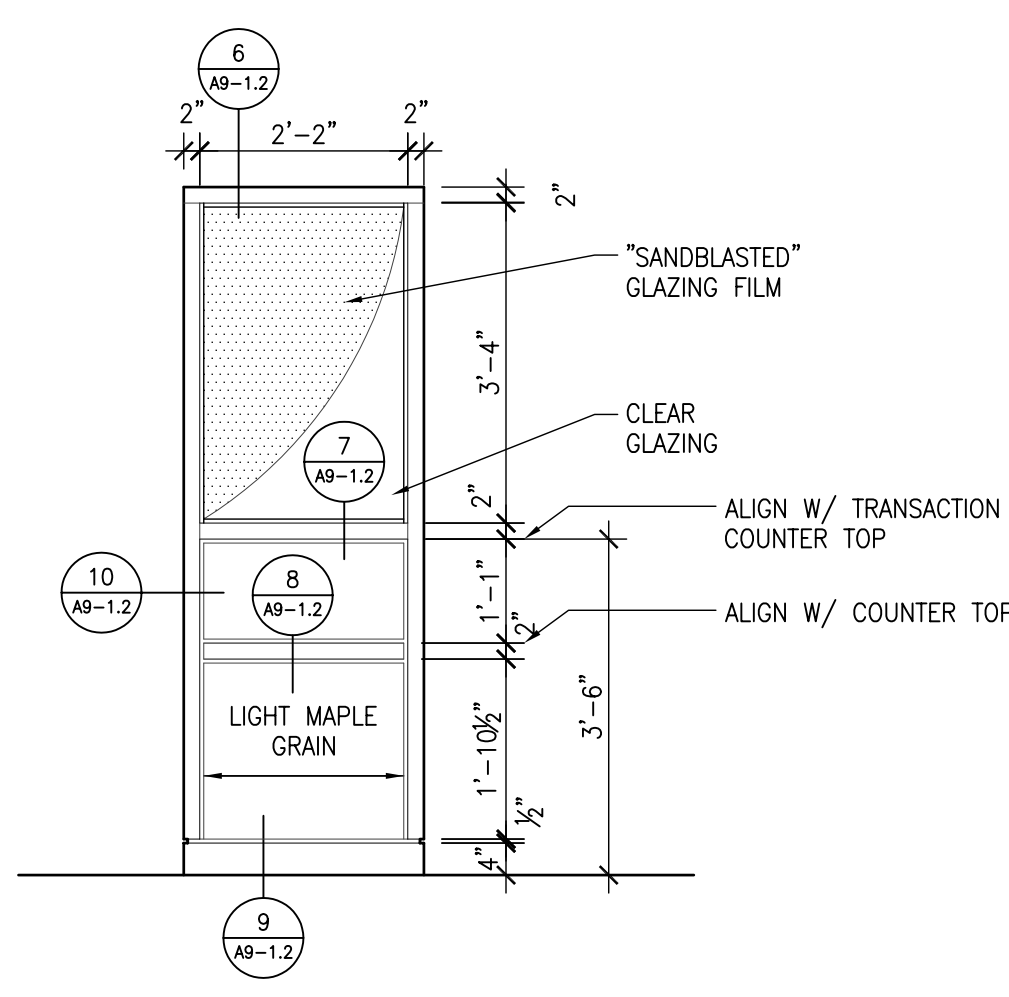
1 RECEPTION DESK - PLAN DETAIL
A9-1.2 1/2"=1'-0"



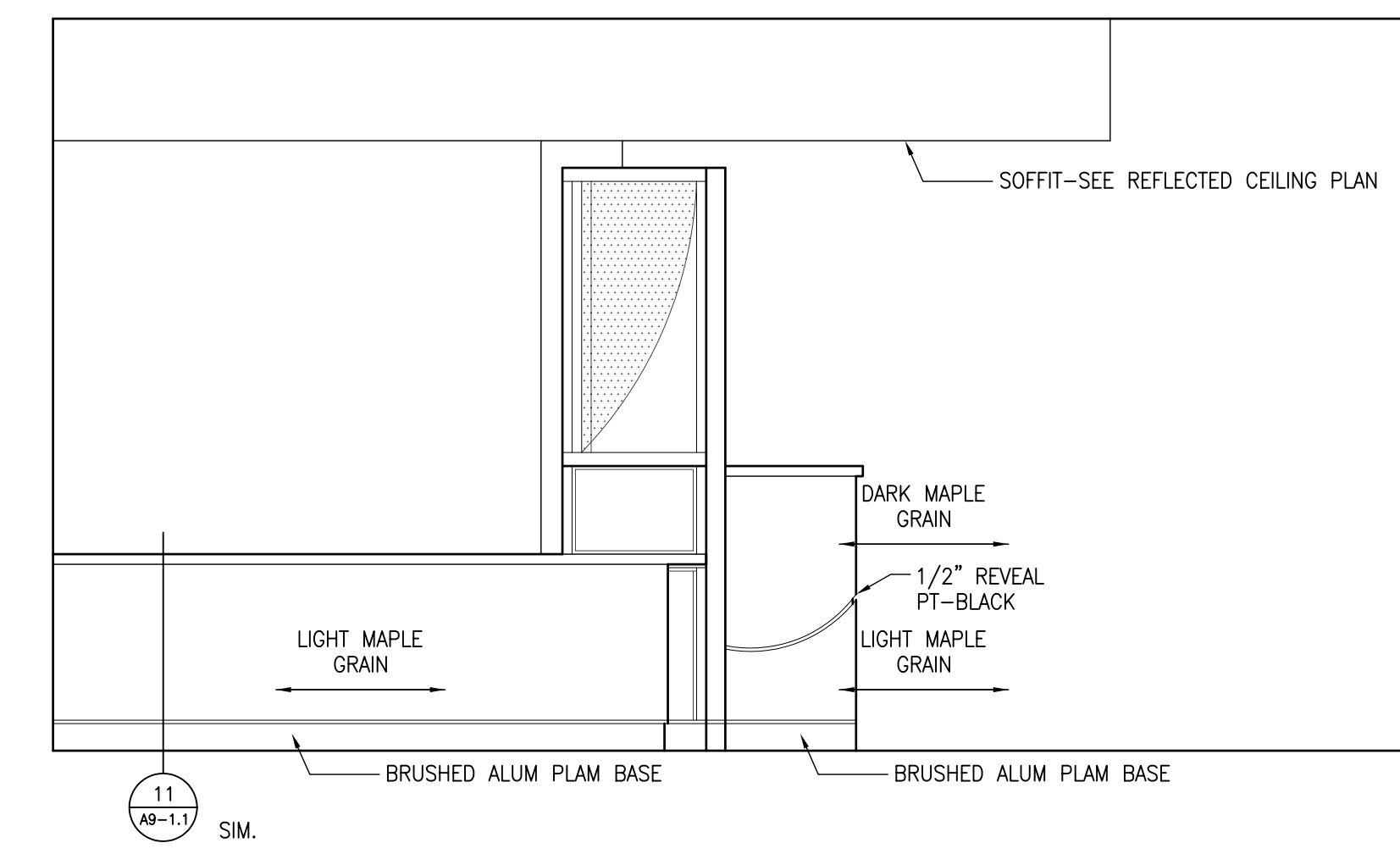
2 RECEPTION DESK - FRONT ELEVATION
A9-1.2 1/2"=1'-0"



3 RECEPTION DESK - REAR ELEVATION
A9-1.2 1/2"=1'-0"



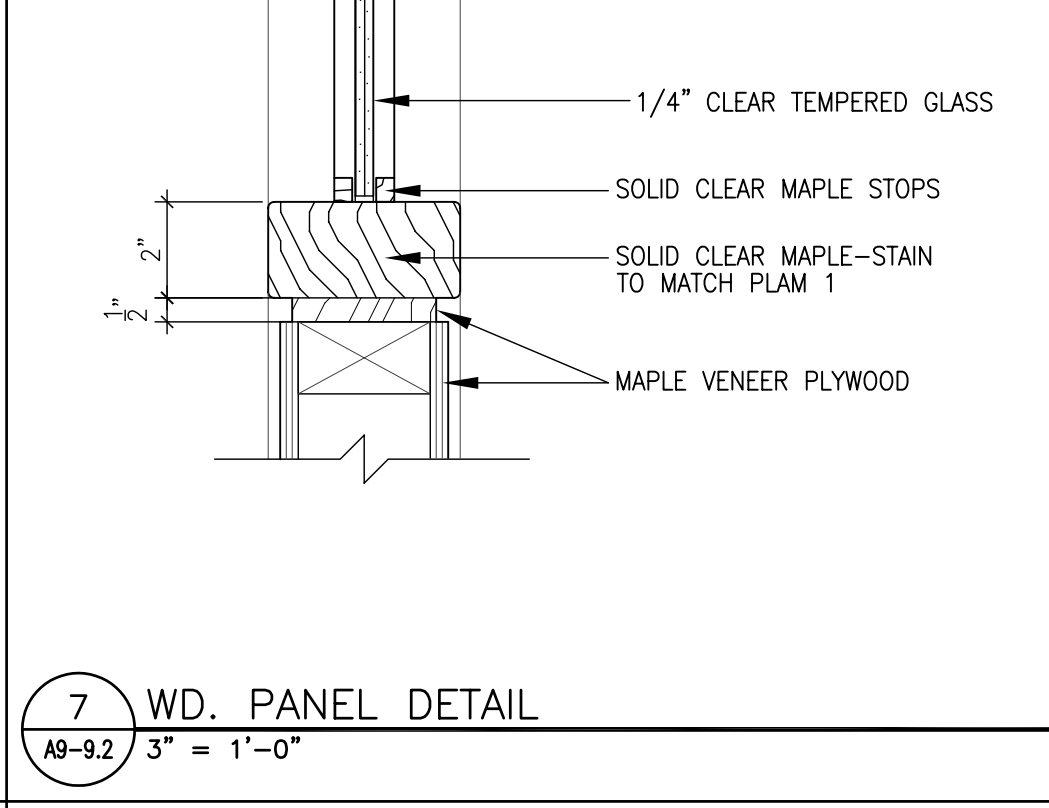
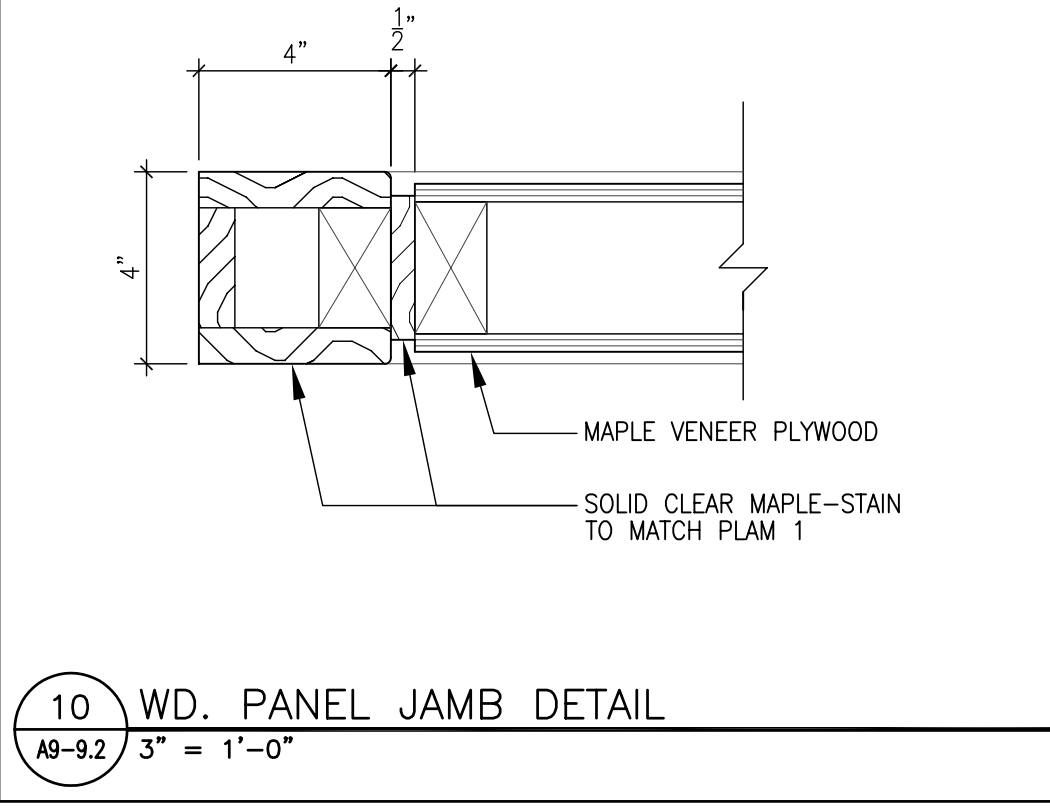
4 PANEL ELEVATION
A9-1.2 1/2"=1'-0"



5 PANEL ELEVATION
A9-1.2 1/2"=1'-0"

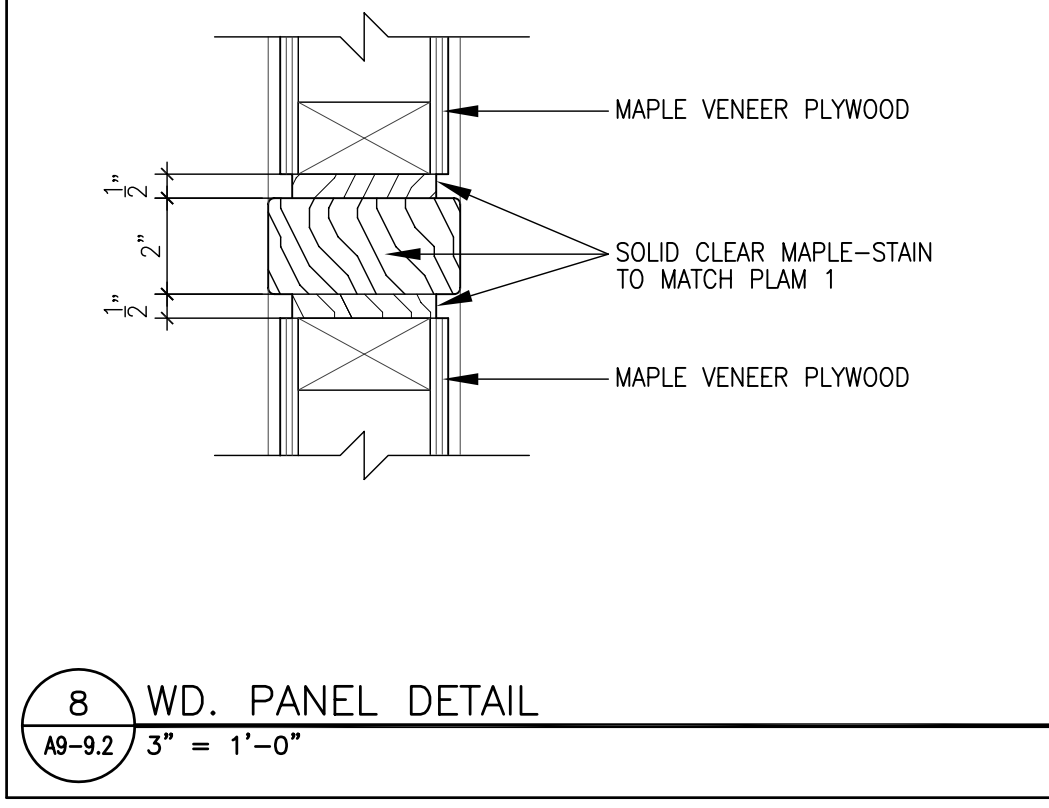
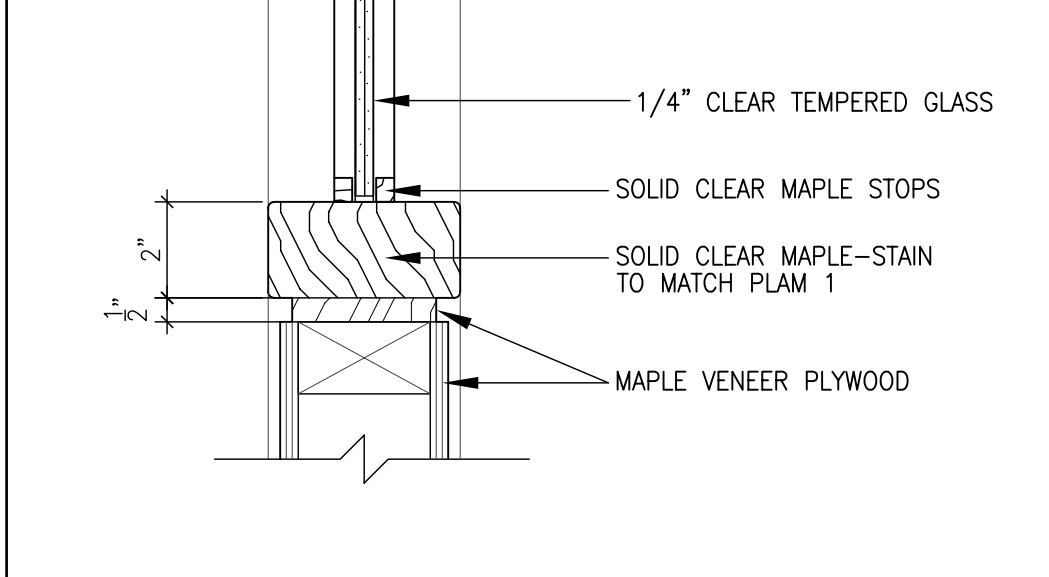
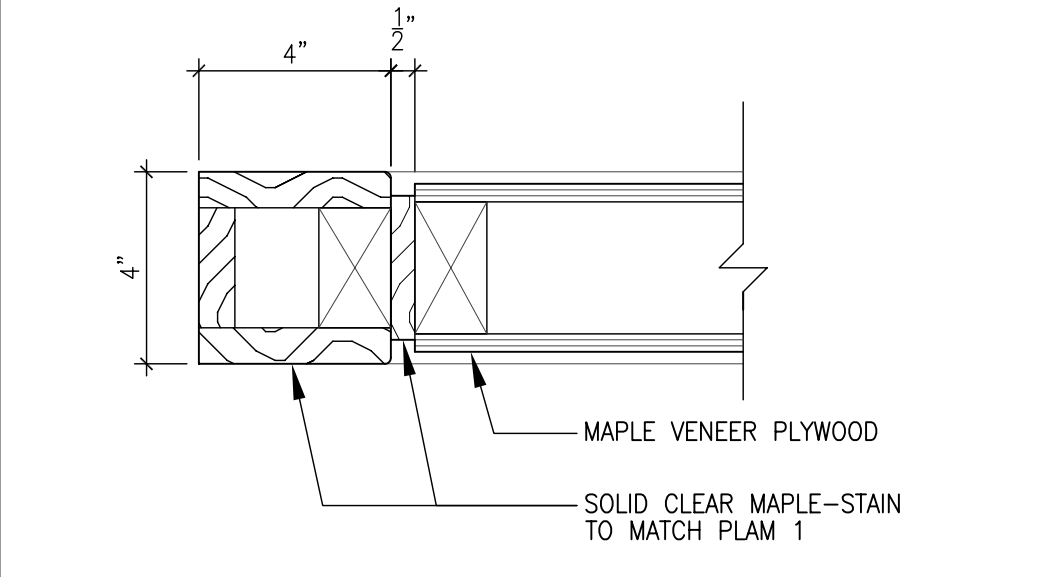
9 WD. PANEL BASE DETAIL
A9-9.2 3" = 1'-0"

6 WD. PANEL HEAD DETAIL JAMB SIM.
A9-9.2 3" = 1'-0"

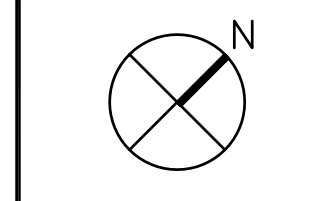


10 WD. PANEL JAMB DETAIL
A9-9.2 3" = 1'-0"

7 WD. PANEL DETAIL
A9-9.2 3" = 1'-0"



8 WD. PANEL DETAIL
A9-9.2 3" = 1'-0"

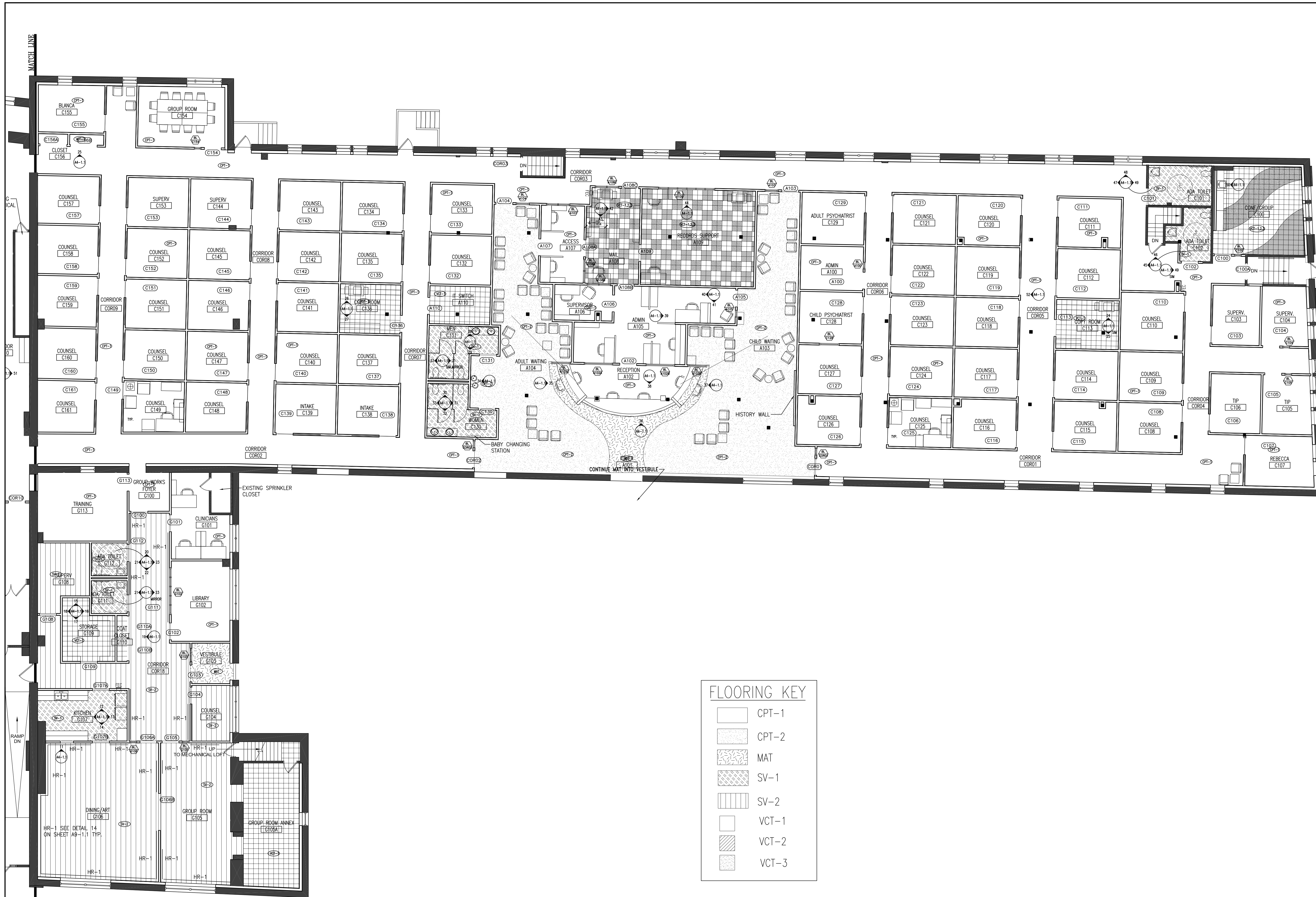



Revision	Date	No

Community Counseling
Center
165 Lancaster Street
Portland, Maine

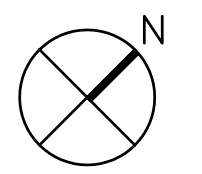
MorrisSwitzer Project Number **29070**
Date **07/29/10**
Scale **AS NOTED**
Sheet Title and Number

TYPICAL MILLWORK SECTIONS & DETAILS



FLOORING KEY

[Pattern: Plain White]	CPT-1
[Pattern: Stippled]	CPT-2
[Pattern: Checkered]	MAT
[Pattern: Diagonal Lines /]	SV-1
[Pattern: Diagonal Lines \]	SV-2
[Pattern: Plain White]	VCT-1
[Pattern: Diagonal Lines /]	VCT-2
[Pattern: Diagonal Lines \]	VCT-3




Revision Date No

Community Counseling Center
165 Lancaster Street
Portland, Maine

MorrisSwitzer Project Number 29070
Date 07-29-2010
Scale 1/8"=1'-0"
Sheet Title and Number

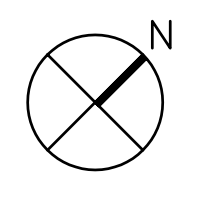
FLOOR PATTERN PLAN PART A

ID1-1



FLOORING KEY

	CPT-1
	CPT-2
	MAT
	SV-1
	SV-2
	VCT-1
	VCT-2
	VCT-3



Revision Date No

Community Counseling Center
165 Lancaster Street
Portland, Maine

MorrisSwitzer Project Number
Date
Scale 1/8"=1'-0"
Sheet Title and Number

FLOOR PATTERN PLAN PART B

ID1-2