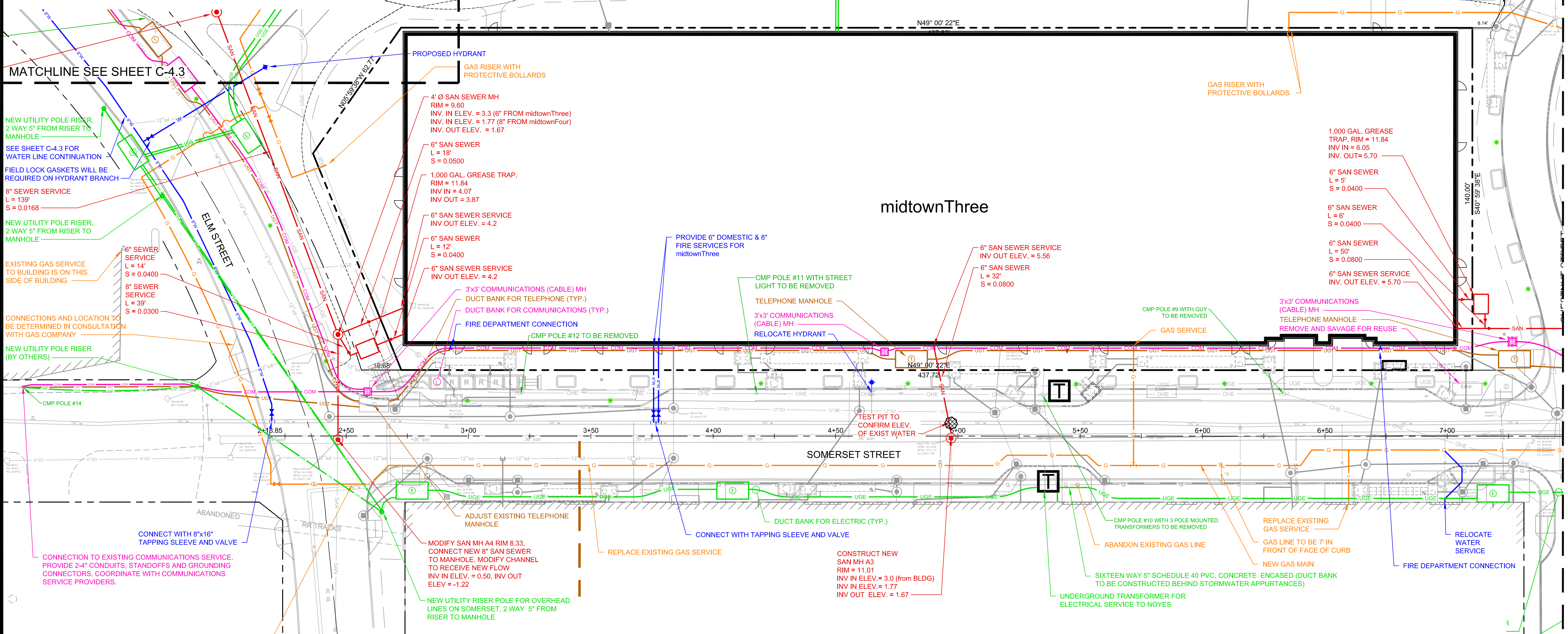
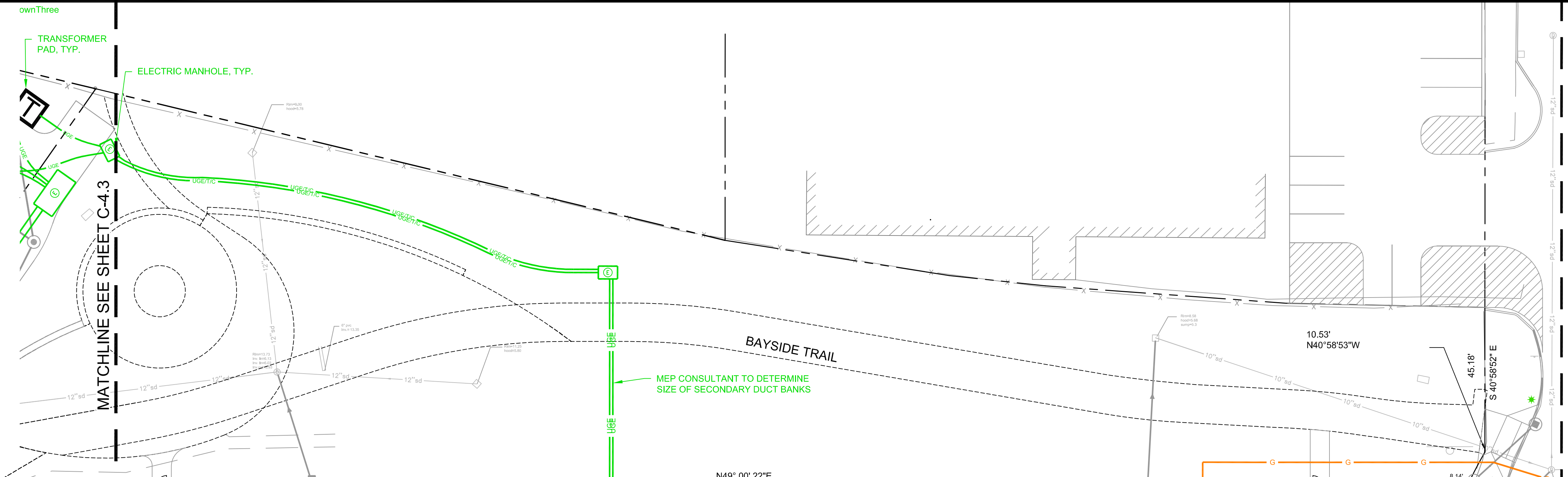
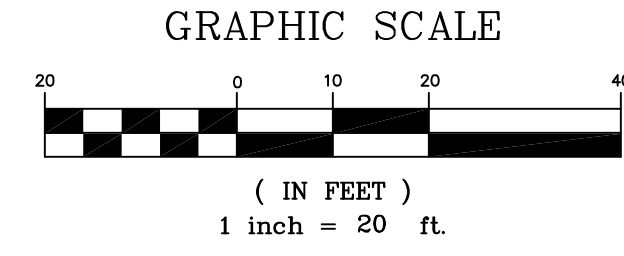


- UTILITY NOTES:**
- SEWER, WATER AND DRAINAGE WORK SHALL BE COMPLETED PRIOR TO COMMENCING THE INSTALLATION OF THE LIGHTWEIGHT CONCRETE FILLS UNLESS OTHERWISE APPROVED BY OWNER.
 - SIZES AND NUMBERS OF CONDUITS FOR THIS PLAN ASSUMES THE GAS, TELEPHONE, COMMUNICATIONS AND UNDERGROUND POWER WILL BE ABANDONED WITH NEW MAINS AND SERVICES INSTALLED. COORDINATION OF SCHEDULES AND PLACEMENT OF THE NEW UTILITY INSTALLATIONS WITH PLACEMENT OF LIGHTWEIGHT CONCRETE FILL WILL BE REQUIRED.
 - UTILITY LOCATIONS ARE SUBJECT TO CHANGE AS BUILDING DESIGNS ARE DEVELOPED. HOWEVER, EACH LOT WILL REQUIRE AT LEAST ONE CONNECTION TO EACH UTILITY. SERVICES SHALL NOT SERVE MULTIPLE LOTS
 - REFER TO PROFILE ON DRAWING C-9.1 WHICH SHOWS THE VERTICAL LOCATION OF THE GAS LINE RELATIVE TO LIGHT WEIGHT CONCRETE FILL
 - REFER TO DRAWING C-4.4 FOR INITIAL INFORMATION ON ELECTRICAL SYSTEM
 - GAS DEMAND TO BE DETERMINED BASED ON RETAIL TENANTS
 - NUMBER OF RESIDENTIAL UNITS WILL VARY BASED UPON MARKET DEMAND.
 - ALL WATER VALVES, RISERS AND SERVICE BOXES SHALL BE BROUGHT TO FINISH GRADE WITH ADDITIONAL RISER SECTIONS AS NECESSARY.
 - FIRE AND DOMESTIC SERVICES MAY BE COMBINED TO A SINGLE 8" LINE AND SEPARATED AT THE PROPERTY LINE.
 - SEWERS TO BE SDR 35 WITH WATERTIGHT JOINTS.



PRELIMINARY - NOT FOR CONSTRUCTION

THIS DRAWING IS INTENDED TO BE PLOTTED AND VIEWED IN COLOR.
BLACK AND WHITE PLAN NOT SUITABLE FOR REVIEW



1	11.14.14	FINAL LEVEL III SUBMISSION TO CITY OF PORTLAND	
REV	DATE	DESCRIPTION	REVISIONS

PROJECT	midtown PORTLAND, MAINE
SHEET TITLE	UTILITY PLAN - midtownThree
CLIENT	THE FEDERATED COMPANIES

FST 100 YEARS	FAY, SPOFFORD & THORNDIKE ENGINEERS - PLANNERS - SCIENTISTS 778 MAIN ST., SUITE 8, SOUTH PORTLAND, ME 04106 FORMERLY DELUCA-HOFFMAN ASSOCIATES
DRAWN: KEW/DED	DATE: OCTOBER 2014
DESIGNED: WGH/BEK	SCALE: 1" = 20'
CHECKED: WGH/SRB	JOB NO. SP-M037B
FILE NAME: 3062-UTIL	SHEET C-4.2