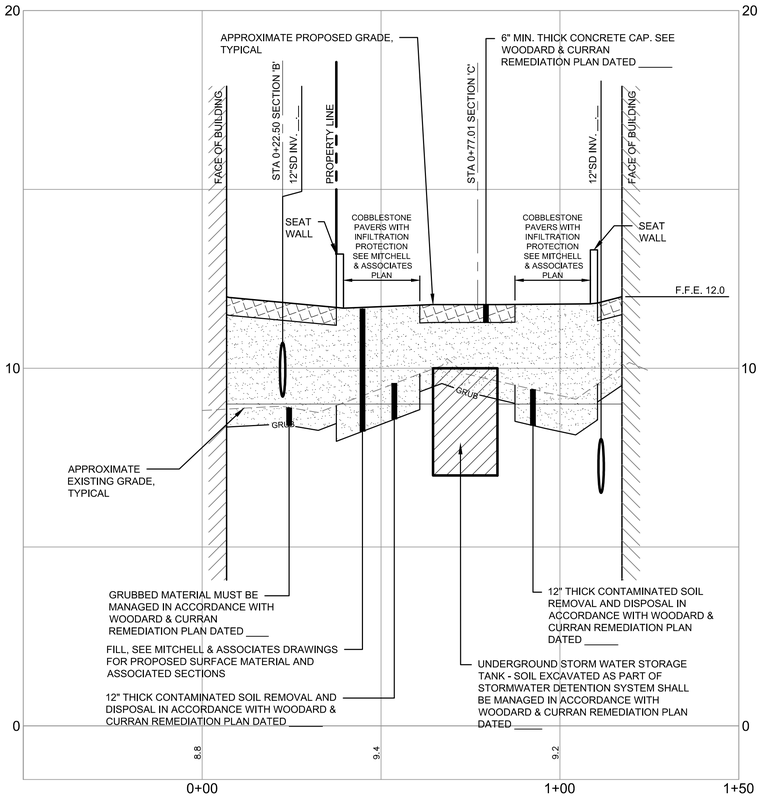

midtownOne COURTYARD SECTION 'A'

SCALE: 1" = 20' H, 1" = 2' V

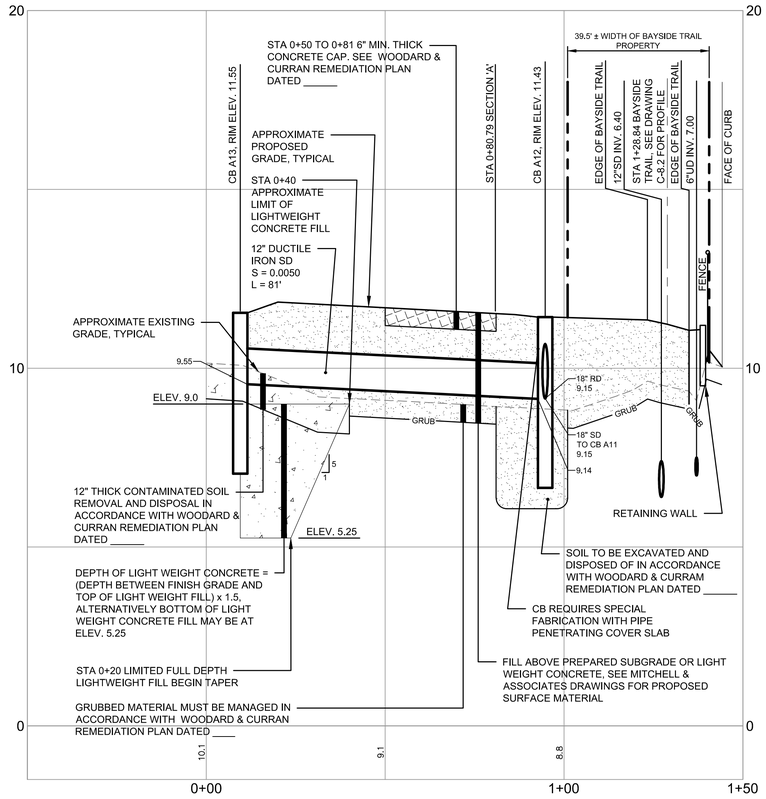

midtownOne COURTYARD SECTION 'B'

SCALE: 1" = 20' H, 1" = 2' V

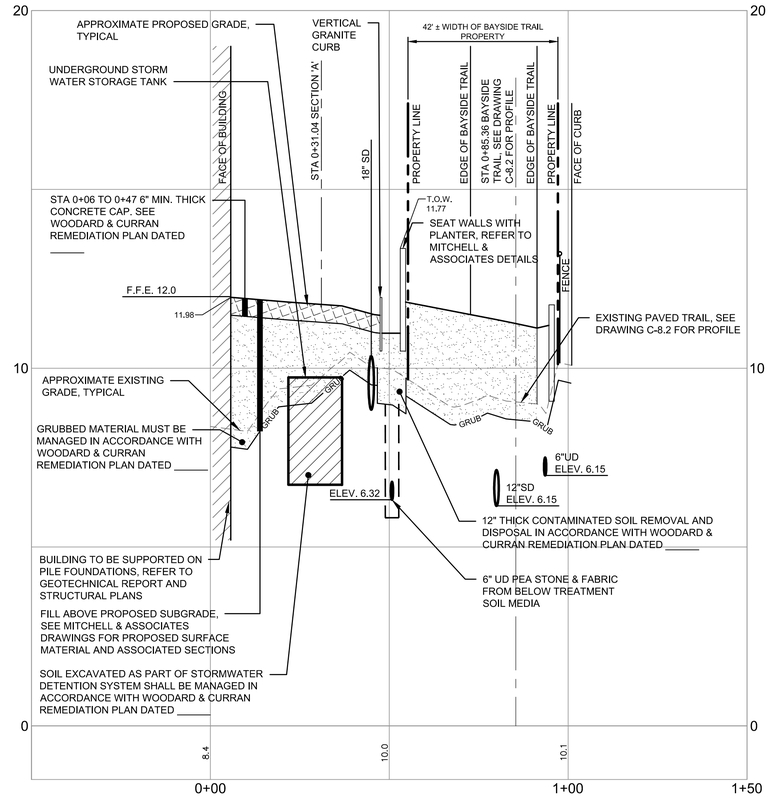

midtownOne COURTYARD SECTION 'C'

SCALE: 1" = 20' H, 1" = 2' V

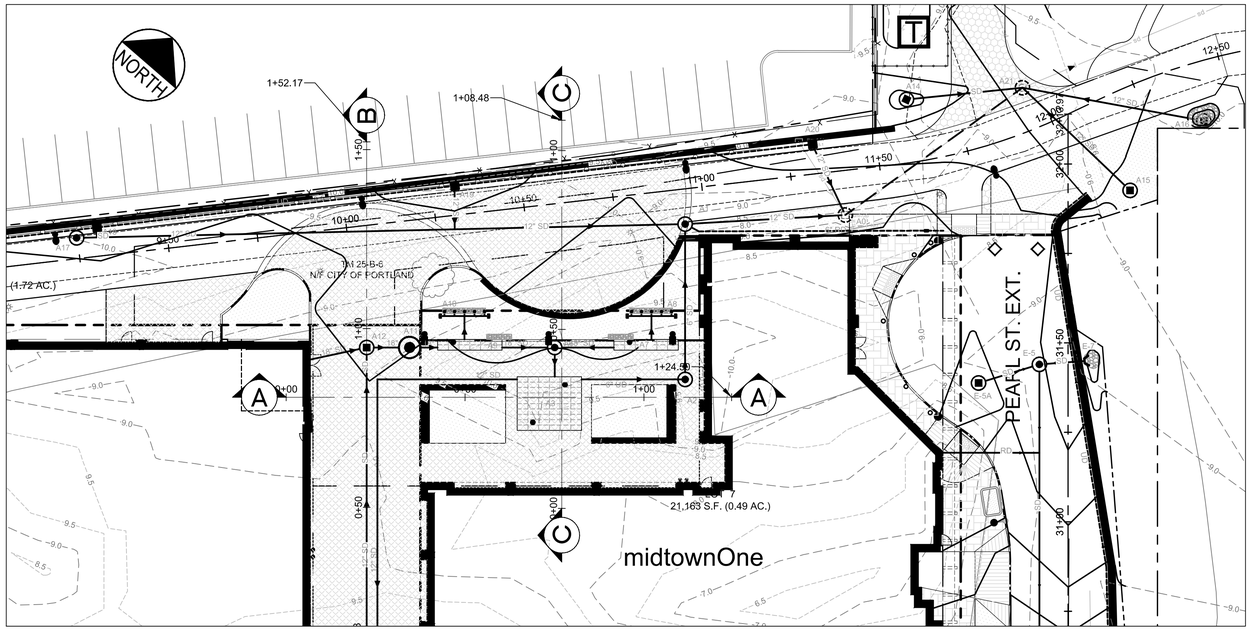

GRAPHIC SCALE

20 0 10 20 40

(IN FEET)
1 inch = 20 ft.

SEE DRAWING C-3.10 FOR SYSTEM A PIPING, RIMS, STORAGE AND TREATMENT SCHEDULES

PRELIMINARY - NOT FOR CONSTRUCTION

REV	DATE	DESCRIPTION
3	04.25.16	FINAL SITE PLANS WITH CONDITIONS OF APPROVAL
2	02.17.16	FINAL SITE PLANS WITH CONDITIONS OF APPROVAL
1	11.14.14	FINAL LEVEL III SUBMISSION TO CITY OF PORTLAND

REVISIONS

STATE OF MAINE
STEPHEN R. BUSHEY
No. 7429
LICENSED
PROFESSIONAL ENGINEER
4/26/16

P.E. STEPHEN R. BUSHEY
LIC. # 7429

PROJECT
midtown
PORTLAND, MAINE

SHEET TITLE
midtownOne MEWS AND COURTYARD CROSS SECTIONS

CLIENT
FEDEQ DV001, LLC

FST 100 YEARS
FAY, SPOFFORD & THORNDIKE
ENGINEERS · PLANNERS · SCIENTISTS
778 MAIN ST, SUITE 8, SOUTH PORTLAND, ME 04106
FORMERLY DELUCA-HOFFMAN ASSOCIATES

DRAWN:	LA	DATE:	OCTOBER 2014
DESIGNED:	BEK	SCALE:	AS NOTED
CHECKED:	SRB	JOB NO.	195350127
FILE NAME:	3062-SECTIONS-COURTYARD		
SHEET	C-3.15		

V:\1953\active\195350127\3062B\Cadd\Permit Set\dwg\3062-SECTIONS-COURTYARD.dwg dedavis 4/26/2016 1:38 PM