

6

5

4

3

2

1

A

B

C

D

E

6

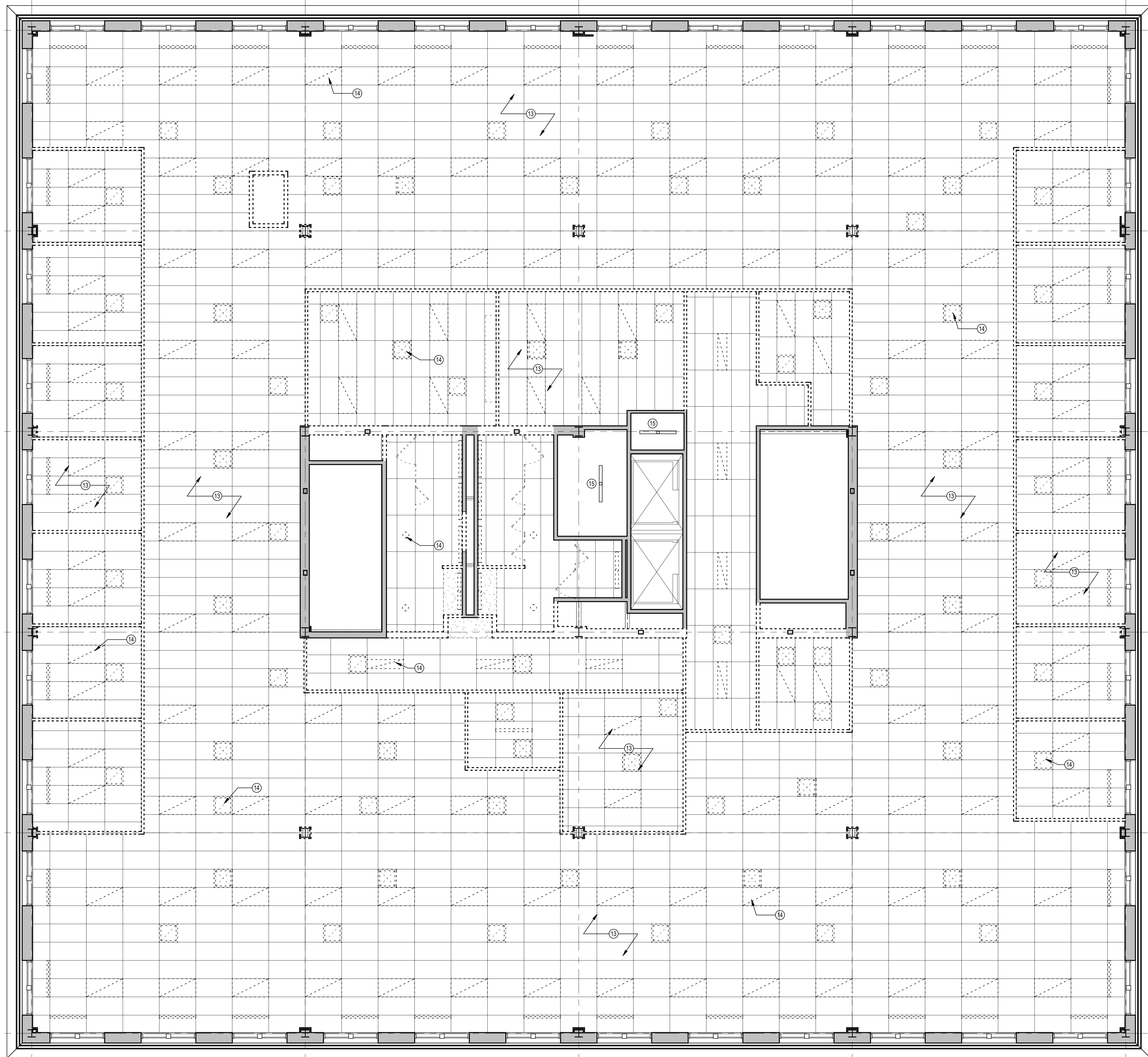
5

4

3

2

1

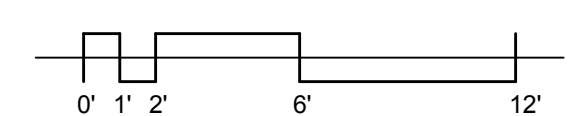


GENERAL DEMOLITION AND REMOVAL NOTES

1. THE DEMOLITION DRAWINGS PROVIDE GENERAL COORDINATION INFORMATION ONLY, AND ARE SCHEMATIC IN NATURE. THEY DO NOT IDENTIFY ALL INDIVIDUAL ITEMS TO BE REMOVED. REMOVE ANY EXISTING CONSTRUCTION WHICH IS IN THE WAY OF NEW CONSTRUCTION OR PROHIBITS THE NEW CONSTRUCTION.
2. VERIFY EXISTING STRUCTURAL CONDITIONS PRIOR TO DEMOLITION OR REMOVALS.
3. PROTECT FROM DAMAGE AND WEATHER ANY EXISTING BUILDING COMPONENTS, WHICH ARE EXPOSED AS A RESULT OF DEMOLITION OR REMOVALS.
4. COORDINATE AND SCHEDULE ALL WORK IN EXISTING OCCUPIED PORTIONS OF THE BUILDING WITH THE OWNER.
5. NOTIFY THE ARCHITECT AND OWNER IMMEDIATELY UPON DISCOVERY OF POTENTIALLY HAZARDOUS MATERIAL OR SUBSTANCE NOT ADDRESSED IN THE CONTRACT DOCUMENTS, INCLUDING BUT NOT LIMITED TO ASBESTOS, PCB, LEAD, MERCURY, AND MOLD. DO NOT DISTURB HAZARDOUS MATERIALS. HAZARDOUS MATERIAL SHALL BE LEGALLY ABATED, TRANSPORTED, AND DISPOSED OF.
6. CONCRETE SLAB REMOVALS MAY BE REQUIRED THROUGHOUT THE EXISTING BUILDING AND MAY NOT BE SHOWN ON THE DEMOLITION DRAWINGS. COORDINATE THE EXTENT OF SLAB REMOVALS WITH STRUCTURAL, MECHANICAL AND ELECTRICAL PLANS. CUT TRENCHES IN EXISTING CONCRETE FLOORS WITH NO MORE THAN A 1:2 SLOPE. PROVIDE AN UNDER-SLAB VAPOR RETARDER AT SLABS ON GRADE. REFER TO STRUCTURAL DRAWINGS FOR REINFORCEMENT REQUIREMENTS. PATCH CONCRETE TO MATCH ADJACENT THICKNESS AND FINISH PRIOR TO THE INSTALLATION OF UNDERLAYMENT OR NEW FINISHES.
7. REMOVAL OF MATERIALS SHALL BE DONE WITHOUT DISTURBING ADJACENT SURFACES OR THE CURRENT CONDITION OF OTHER BUILDING ELEMENTS INTENDED TO REMAIN.
8. THE OWNER SHALL REMOVE FURNITURE AND OTHER MOVABLE AND/OR FIXED EQUIPMENT PRIOR TO NEW WORK IN ANY AREA, EXCEPT FOR MECHANICAL, ELECTRICAL OR PIPING WORK NOT REQUIRING THE OWNER TO COMPLETELY VACATE THE PREMISES. NOTIFY THE OWNER OF THE SCHEDULE FOR NEW WORK AND EXTENT OF OWNER REMOVALS NECESSARY.
9. REMOVE ALL DAMAGED AND/OR DISCARDED BUILDING CONSTRUCTION MATERIAL FROM CONCEALED SPACES. PRIOR TO CLOSING OR SEALING-OFF CONCEALED SPACES, THE CONTRACTOR SHALL ALLOW FOR AN INSPECTION OF COMPONENTS WHICH WILL NOT BE VISIBLE WHEN THE SPACES HAVE BEEN SEALED.
10. ALL DEMOLITION/REMOVAL DEBRIS IS THE PROPERTY OF THE CONTRACTOR, UNLESS NOTED OTHERWISE, AND SHALL BE LEGALLY DISPOSED OF.
11. SCOPE OF MECHANICAL, ELECTRICAL AND PLUMBING DEMOLITION TO BE COORDINATED WITH MEP DRAWINGS.

DEMO NOTES	
KEY	DESCRIPTION
1	DEMO WALLS AS INDICATED IN PLAN - TYP.
2	DEMO ALL FINISH FLOOR TO SLAB - TYP.
3	DEMO COLUMN ENCLOSURE - FIRE PROOFING TO REMAIN
4	DEMO ALL DOORS AND FRAMES U.N.O. - TYP.
5	DEMO ALL CASEWORK
6	DEMO PLUMBING FIXTURES AS INDICATED IN PLANS - TYP. COORDINATE WITH PLUMBING
7	SELECTIVE DEMO OF WALL - PATCH AND REPAIR RATED WALLS TO MAINTAIN RATINGS AS REQUIRED
8	SELECTIVE DEMO OF WALL FOR NEW OPENING - SEE PLANS
9	DEMO PARTITIONS AND ACCESSORIES
10	DEMO COLUMN ENCLOSURE - FIRE PROOFING TO REMAIN, REPAIR AS NECESSARY
11	DEMO CHASE AND MECHANICAL FROM KITCHEN AND EQUIPMENT BELOW - SEE MEP DRAWINGS
12	DEMO GWB FINISH @ EXTERIOR WALLS FOR A HEIGHT OF 2'; EXPOSE EXISTING INSULATION FOR INSPECTION - TYPICAL
13	DEMO EXISTING CEILING TYP. U.N.O.
14	DEMO EXISTING CEILING FIXTURES TYP. U.N.O.
15	CEILING FIXTURE TO REMAIN
16	DEMO ALL WINDOW SILLS, APRON AND TRIM - ALL LOCATIONS U.N.O.
17	DEMO TILE FLOOR FINISH - PREP FLOOR W/ CEMENT UNDERLAYMENT FOR NEW FINISHES


1 LEVEL 4 DEMO PLAN
3/16" = 1'-0"



COPYRIGHT 2016
PDT Architects
Reuse or reproduction of the contents of this document is not permitted without written permission of PDT Architects.

PORTLAND GASTROENTEROLOGY CENTER
161 Marginal Way Portland, Maine

No.	Date	Description
Revision Schedule		



JOB NO.
14054

DRWN. CHK
Checker

SCALE:
3/16" = 1'-0"

ISSUE
PERMIT SET
03/18/16

TITLE
LEVEL 4 DEMO
RCP

SHEET
AD111

3/18/2016 5:17:50 PM