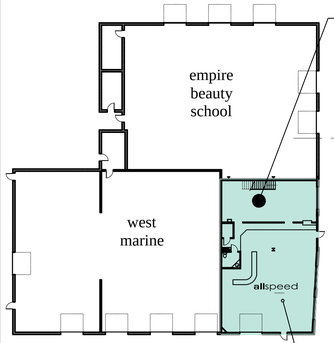

AREA OF NEW WORK

area of new work

KEY PLAN 1/32"-1'-0"

LIFE SAFETY LEGEND:

- EXIT — EXIT LIGHT
- EMERGENCY BACKUP LIGHT
- SD — SMOKE DETECTOR, BUSINESS
- HD — HEAT & CO DETECTOR
- HORN/STROBE
- STROBE
- FIRE EXTINGUISHER CABINET
- P.S. — PULL STATION
- ELEC. RECEPTACLE (INSTALL PER CODE & AS SHOWN)

LIFE SAFETY AND FIRE ALARM SYSTEMS SHALL BE RE-CONFIGURED AND INSTALLED PER NFPA 72 AND PER CITY OF PORTLAND CODE.

SYSTEM SHOWN IS FOR BASIC COMPLIANCE WITH RESPECT TO DESIGN AND SHALL NOT SUPERCEDE NFPA 72.

A SEPERATE PERMIT AND CITY APPROVED CONTRACTOR IS REQUIRED.

ALL STROBES TO BE 30 CANDELA UNLESS OTHERWISE NOTED.

SYSTEM SHALL BE SUPERVISED BY AN OFF- SITE CERTIFIED BY THE CITY OF PORTLAND THIRD PARTY

INTEGRATE NEW EQUIPMENT INTO EXISTING BUILDING FIRE ALARM SYSTEM

WALL LEGEND

- EXISTING CMU WALL TO REMAIN
- EXISTING WALL TO REMAIN
- NEW WALL
- EXISTING WALL TO BE REMOVED

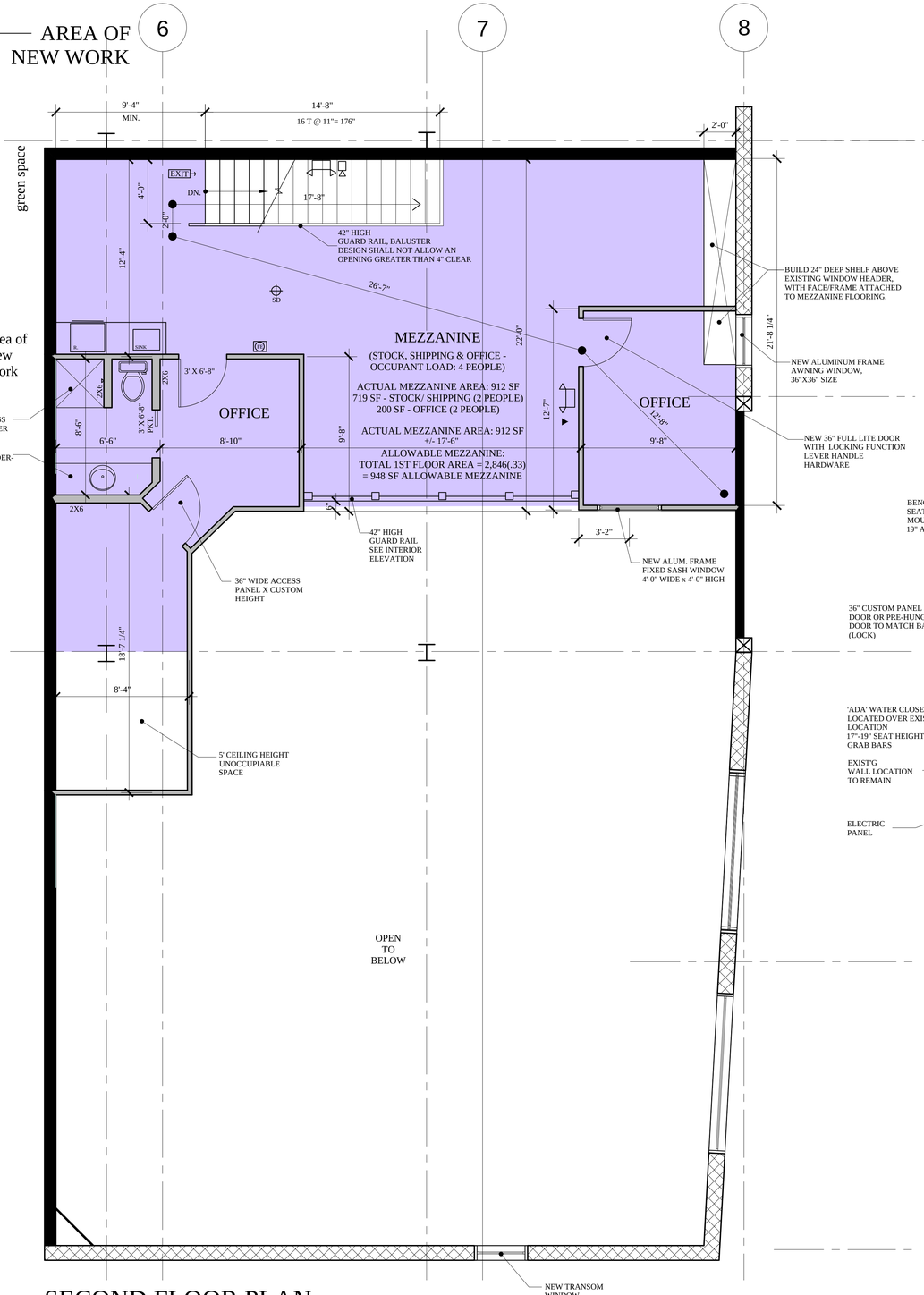

SECOND FLOOR PLAN
1/4" = 1'-0"

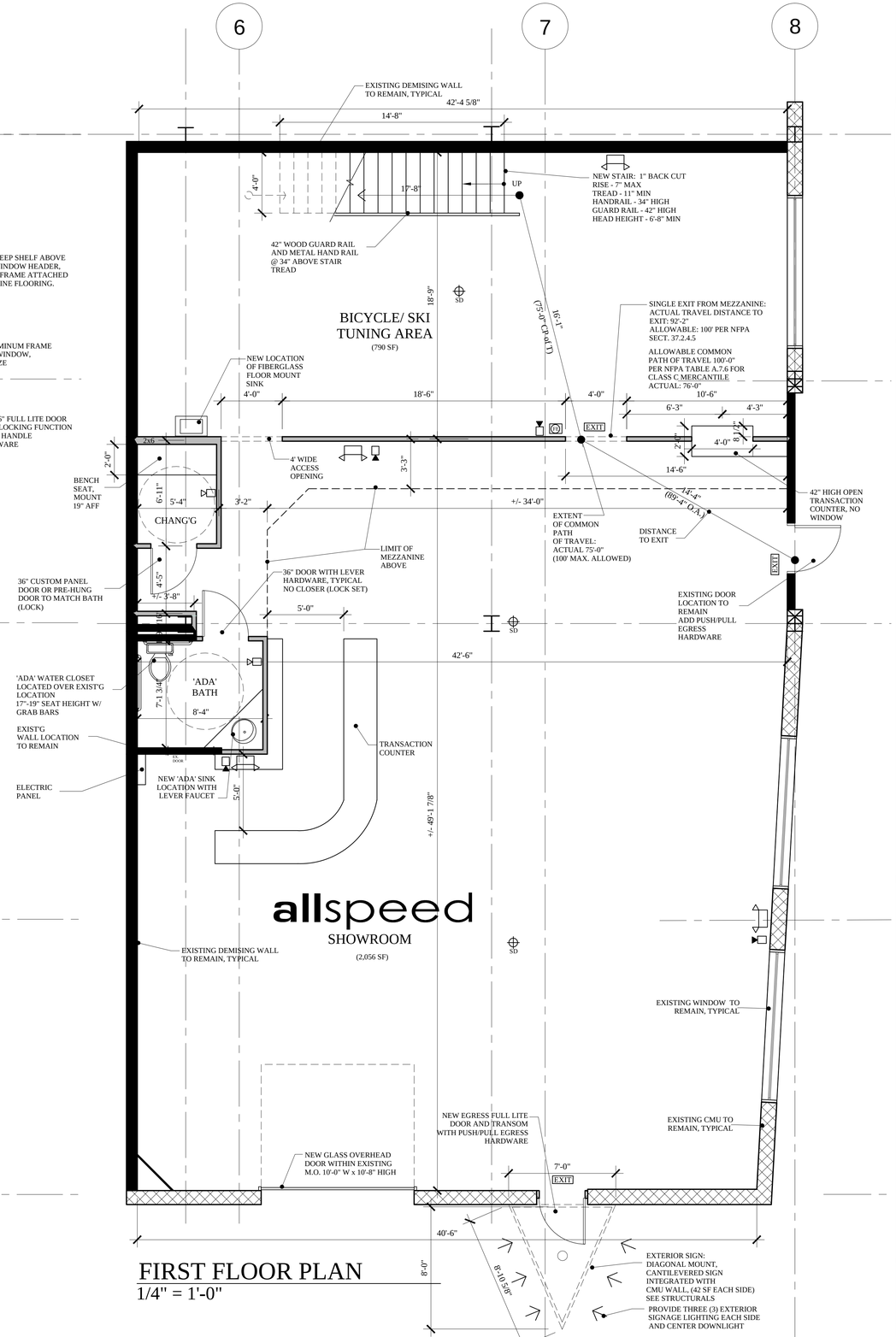

FIRST FLOOR PLAN
1/4" = 1'-0"

REVISED: FEBRUARY 06, 2015
PERMIT SET : DECEMBER 9, 2014

LICENSED ARCHITECT MARK L. MUELLER No. 2737

MARK MUELLER ARCHITECTS A.I.A.
100 Commercial Street
Suite 205
Portland, Maine 04101
Phone: 207.774.9057
Email:
rfi@markmuellerarchitects.com

© COPYRIGHT 2014
MARK MUELLER ARCHITECTS

Interior Tenant Renovations:

allspeed
ALLSPEED CYCLERY & SNOW LLC
127 MARGINAL WAY
PORTLAND, MAINE 04101

FLOOR PLANS

REVISIONS	
DATE	OCT. 14, 2014
PROJECT	ALLSPEED
DRAWN BY	MLM
CHECK BY	MLM

A1.1