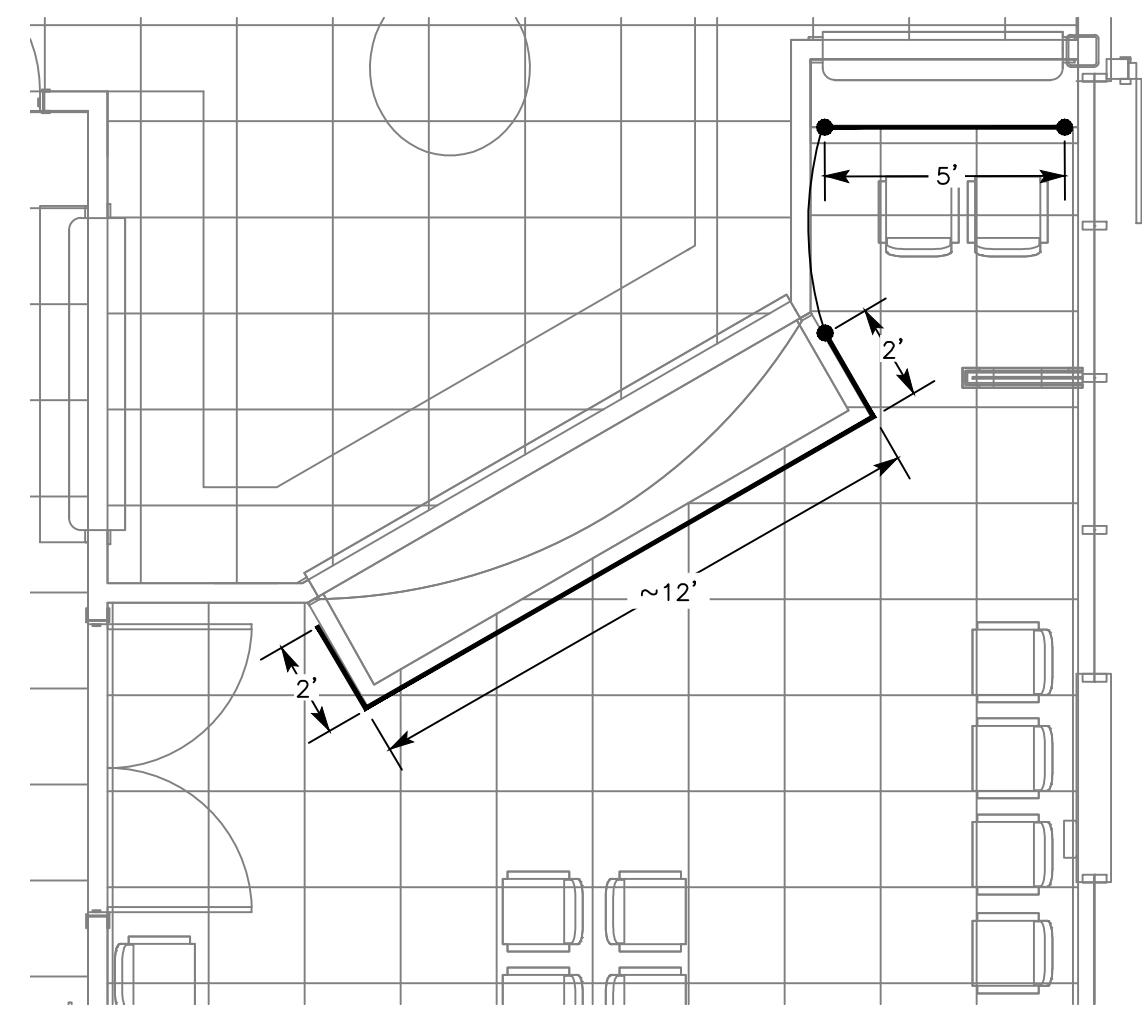


**FLOOR PLAN - LIGHTING**  
SCALE: 1/8" = 1'-0"

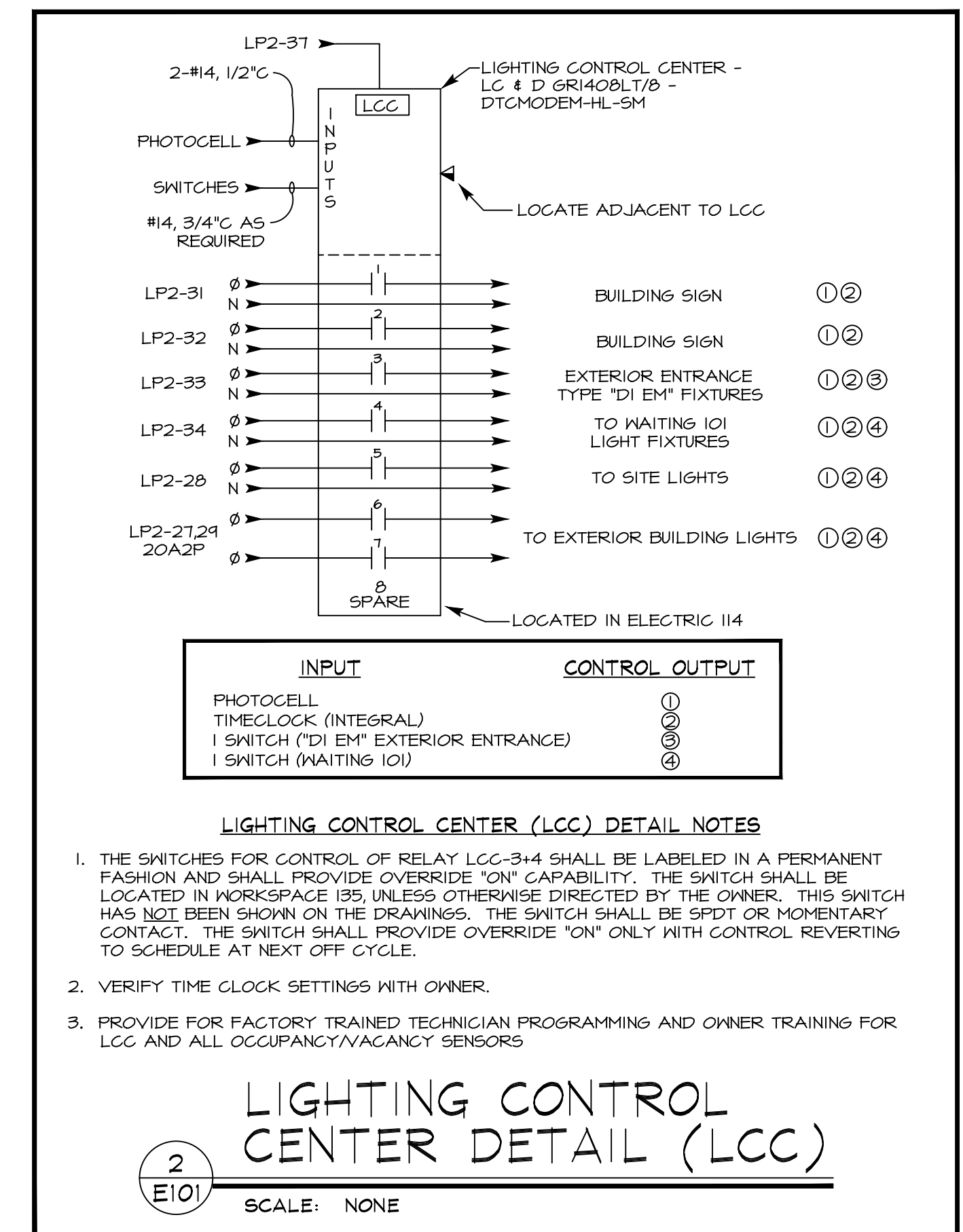
- FLOOR PLAN - LIGHTING NOTES**
- EXIT SIGNS AND EMERGENCY BATTERY UNITS SHALL BE FED FROM UNSWITCHED AREA LIGHTING CIRCUIT.
  - PROVIDE EMERGENCY BACK UP INVERTERS FOR THE DESIGNATED D2EM FIXTURES IN WAITING 101 - DUAL LITE LG-2-5 AND FOR THE DIEM LIGHTS IN VESTIBULE 100 - DUAL LITE LG-1-5. SWITCH ALL "D2" & "S" LIGHTS IN WAITING 101 TOGETHER THROUGH THE LCC.
  - DIMMING LED FIXTURES ARE 0-10V PROTOCOL AND REQUIRED 2 ADDITIONAL WIRES FOR DIMMING.



**LED COVE LIGHT DETAIL**  
SCALE: 1/4" = 1'-0"


- LED COVE LIGHT DETAIL NOTES**
- WIRE DIRECT WITH 120V.
  - LED STRIP = CALI ALUMLED ALS600T SERIES, OR EQUIVALENT, FURNISHED BY OWNERS, WIRED & INSTALLED BY EC.

- LIGHT FIXTURE NOTES - LIGHT FIXTURES ARE FURNISHED BY OWNERS**
- ALL FIXTURES SHALL BE PROPERLY SUPPORTED FROM BUILDING STRUCTURE AND SHALL NOT DEPEND ON SUSPENDED CEILINGSS OR ITS SUPPORTS. PROVIDE ALL MOUNTING AND INSTALLATION HARDWARE AS REQUIRED.
  - ALL FIXTURES SHALL BE UL LISTED.
  - ALL LIGHT FIXTURE LOCATIONS, LENGTHS AND MOUNTING HEIGHTS SHALL BE REVIEWED WITH THE ARCHITECT AND ENGINEER PRIOR TO INSTALLING JUNCTION BOXES.
  - ALL FIXTURE ASSEMBLIES SHALL BE WIPED CLEAN OF CONSTRUCTION CONTAMINANTS JUST PRIOR TO OWNER ACCEPTANCE BUT AFTER FINISH CEILINGSS ARE COMPLETE AND PAINTED AS REQUIRED.
  - "EM" INDICATES THAT THE "B" FIXTURE SHALL BE PROVIDED WITH AN EMERGENCY BATTERY FACTORY WIRED TO OPERATE IN THE FIXTURE IN A NORMAL POWER OUTAGE. PROVIDE AN UNSWITCHED HOT LEAD. LIGHT FIXTURE TYPES "D1 EM" & "D2 EM" SHALL BE POWERED FROM AN EMERGENCY INVERTER.
  - FIXTURES ARE FURNISHED BY OWNERS, UNPACKED, CHECKED, INSTALLED AND WIRED BY EC.
  - ACTUAL LENGTHS REQUIRED SHALL BE MEASURED IN THE FIELD BY THE ELECTRICAL CONTRACTOR PRIOR TO ORDERING. FURNISH AND INSTALL APPROPRIATELY SIZED TRANSFORMER AND ALL JUMPER AND POWER CABLES NEEDED FOR A COMPLETE AND OPERATIONAL LED COVE LIGHTING SYSTEM. THE TRANSFORMER SHALL BE INSTALLED ABOVE THE ACCESSIBLE CEILING.
  - PROVIDE AN ADD ALTERNATE UNIT PRICE FOR FURNISHING AND INSTALLING 2' AND 3' UNDER CABINET LED FIXTURES AND ADJACENT SWITCHES IN THE LAB, EXAM AND TRIAGE ROOMS. FIXTURES SHALL BE HALO H100 SERIES OR EQUIVALENT.
  - COORDINATE COVE LED LENGTHS IN THE FIELD. PROVIDE APPROPRIATE LENGTHS WITH CONNECTORS, POWER FEED, MOUNTING BRACKETS, END CAPS AND TRANSFORMER.



Convenient MD  
191 Marginal Way  
Portland, Maine

**RENO ENGINEERING & LIGHT DESIGN**  
MARLOW, NH 03456  
603.446.9426, 603.446.9731 (F)  
EMAIL: renogm@renogm.com



**DENNIS MIRES, P.A.**  
ARCHITECTS  
697 Union Street, Manchester, NH  
603-625-5968 FAX 603-625-1067

The material contained in these drawings and the design thereon are the property of Dennis B. Mires, P.A. and shall be held in confidence. No part of these drawings shall be reproduced, stored in a retrieval system, or transmitted in any form or by any means, electronic, mechanical, photocopying, recording, or by any information storage and retrieval system, without the prior written permission of Dennis B. Mires, P.A. or its representative.

**Floor Plan - Lighting & Light Fixture Schedule**

revisions:

date: 03/24/2017  
proj. no.: 2014-055

E101