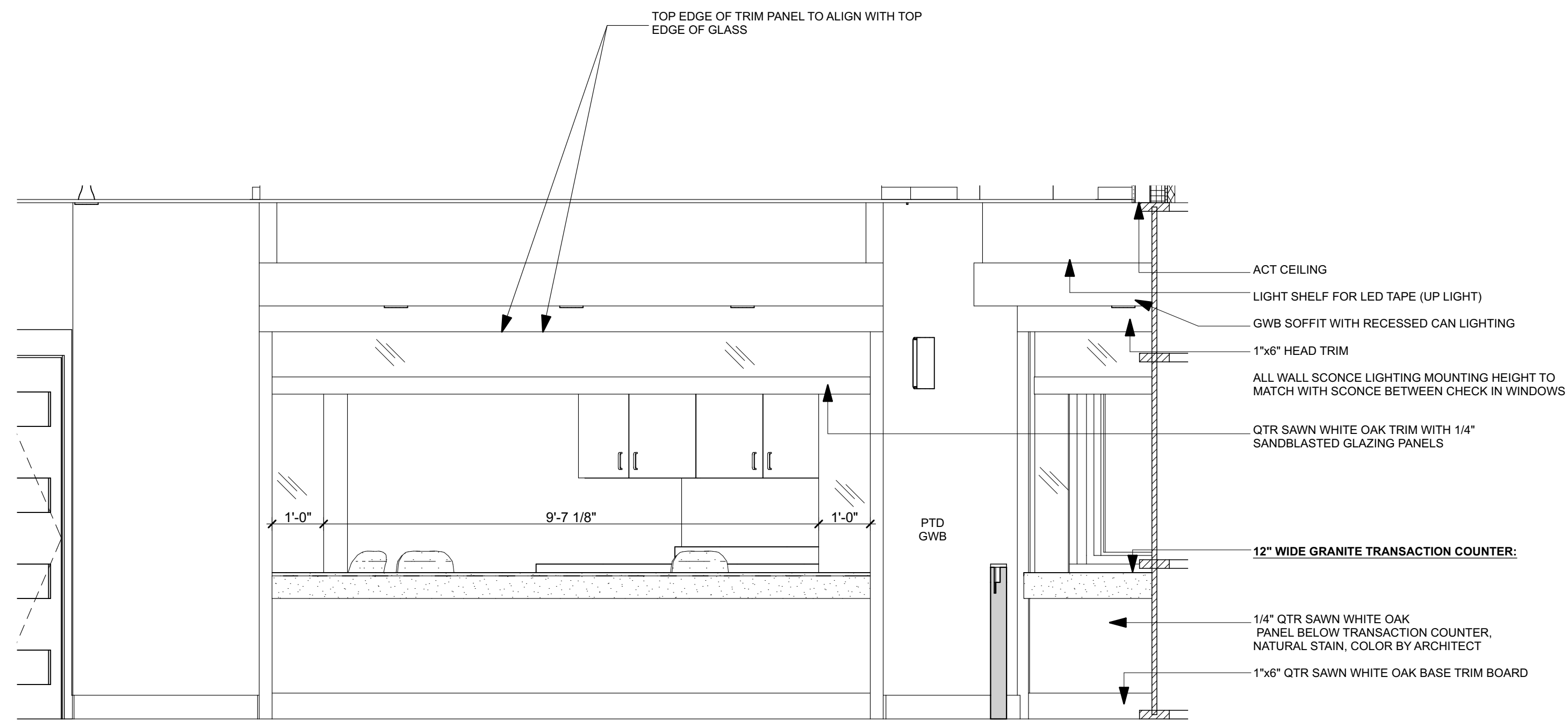



15 Check In 102 Elevation
 SCALE: 1/2" = 1'-0"



Check-in 3D View
 NOT TO SCALE



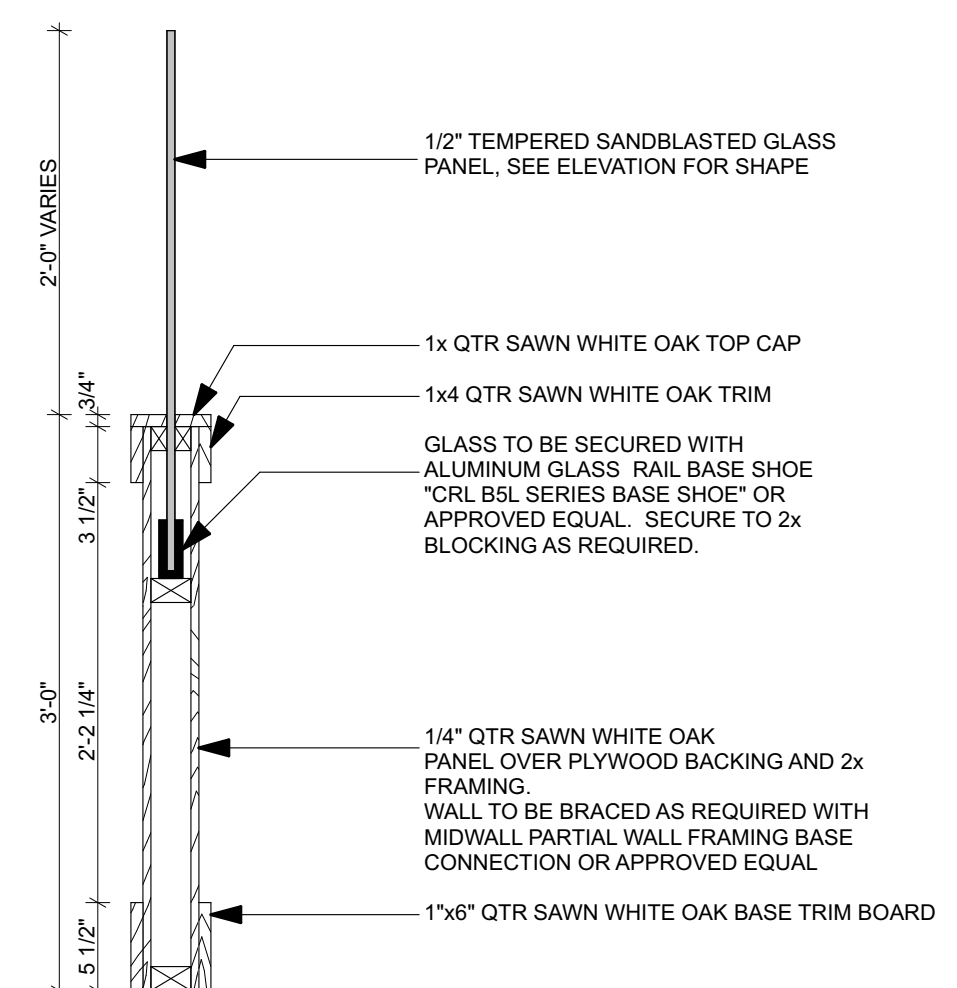
16 Check In 102 Elevation
 SCALE: 1/2" = 1'-0"



Check-out 3D View
 NOT TO SCALE




18 Typical CheckIn/Out Section
 SCALE: 1/2" = 1'-0"



19 Hippa Window Screen Section
 SCALE: 1" = 1'-0"

\Volumes\Active\Projects\CHMD Portland - 2014055\Architect\20170208_Convenient_MD_PORTLAND_Interior_V19.jan Friday, April 7, 2017

Convenient MD
 191 Marginal Way
 Portland, Maine



DENNIS MIRES, P.A.
 THE ARCHITECTS
 697 Union Street, Manchester, NH
 603-625-4548 FAX 603-625-1067

The content contained in these drawings and the design they represent are the sole work product of Dennis Mires, P.A. and are not to be used, copied, or reproduced in any way without the written permission of Dennis Mires, P.A.

Interior Elevations & Millwork

revisions:

date: 03/24/2017
 proj. no.:

A504