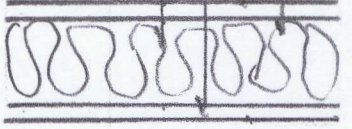



**CUSTOMER TOILET ROOM ELEVATIONS**  
 1/4" = 1'-0"


**STORAGE/UTILITY**  
 3/2" MTL. STUDS @ 16"  
 5/8" GWB  
 3/8" AC PLYWOOD  
 R-19 THERMAL INSULATION




**SALES**



**TOILET**  
 3/2" MET. STUDS @ 16"  
 8" @ NET WALL  
 5/8" GWB  
 BATT ACOUSTICAL INSULATION  
 FRP BOARD



**CHANGE SIDE**  
 3/8" AC PLYWOOD IN LIEU OF GWB ON TIRE CHANGE SIDE



**SALES**  
 6" MTL. STUDS @ 16" O.C.  
 3/8" AC PLYWOOD BOTH SIDES

