NOTES

1) OCCUPANCY: OFFICES - LIGHT HAZARD, 2,223 S.F.
MERCANTILE, STORAGE, WAREHOUSE, [illegible] - ORD HAZ GP 2, 13,238
2) DESIGN BASIS: EXTENSION OF AN EXISTING NFPA '13 PIPE SCHEDULE DRY SPRINKLER SYSTEM
3) ALL EXISTING PIPE AND NEW PIPE 2" AND SMALLER TO BE BLACK STEEL SCHEDULE 40. ALL NEW PIPE 2½" AND LARGER TO BE BLACK STEEL THINWALL. ALL FITTINGS TO BE CAST IRON SCREWED & GROOVED
4) ALL PIPE AND HANGER DIMENSIONS TO BE CUT LENGTHS FOR FABRICATION AND INSTALLATION.
5) T&L DENOTES TOP & STEEL BAR JOIST TO CENTERLINE & PIPE
6) B&L DENOTES BOTTOM & STEEL BAR JOIST TO CENTERLINE & PIPE
7) F&L DENOTES FITTINGS FACE TO CENTERLINE & PIPE
8) OWNER TO PROVIDE SUFFICIENT HEAT (MIN 40°F) IN SPRINKLER VALVE ROOM TO PREVENT CONTROL VALVE FROM FREEZING
9) OWNER: COFFEE BY DESIGN
43 WASHINGTON AVENUE
PORTLAND MAINE 04101
879-2233
10) ARCHITECT: HOMESPACE DESIGN - PORTLAND, MAINE
11) SPRINKLER HEADS TO BE LOCATED AS CLOSE TO CENTER OF TILE AS POSSIBLE
12) ADDITIONAL VOLUME ADDED TO THE DRY SYSTEM CAPACITY: 122 GALS

WATER SUPPLY

FLOW TEST BY PORTLAND WATER DISTRICT — JUNE 22 2006
WATER WAS FLOWED FROM HYDRANT #1305 LOCATED AT THE CORNER OF WILMOT STREET AND FOX STREET APPROXIMATELY 1320' FROM THE BUILDING FROM A 12" CIRCULATING CITY MAIN. TEST HYDRANT #1364 LOCATED AT THE CORNER OF PEARL STREET AND CONGRESS STREET, APPROXIMATELY 1050' FROM THE BUILDING.

STATIC 112 PSI
RESIDUAL 103 PSI WITH 2342 GPM FLOW
@ 133.0

LEGEND

- EXISTING PIPING TO REMAIN
- MECHANICAL TEE
- GROOVED COUPLING

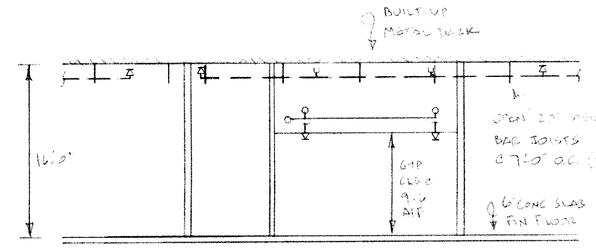

CROSS-SECTION 'AA'
1/8"=1'-0"

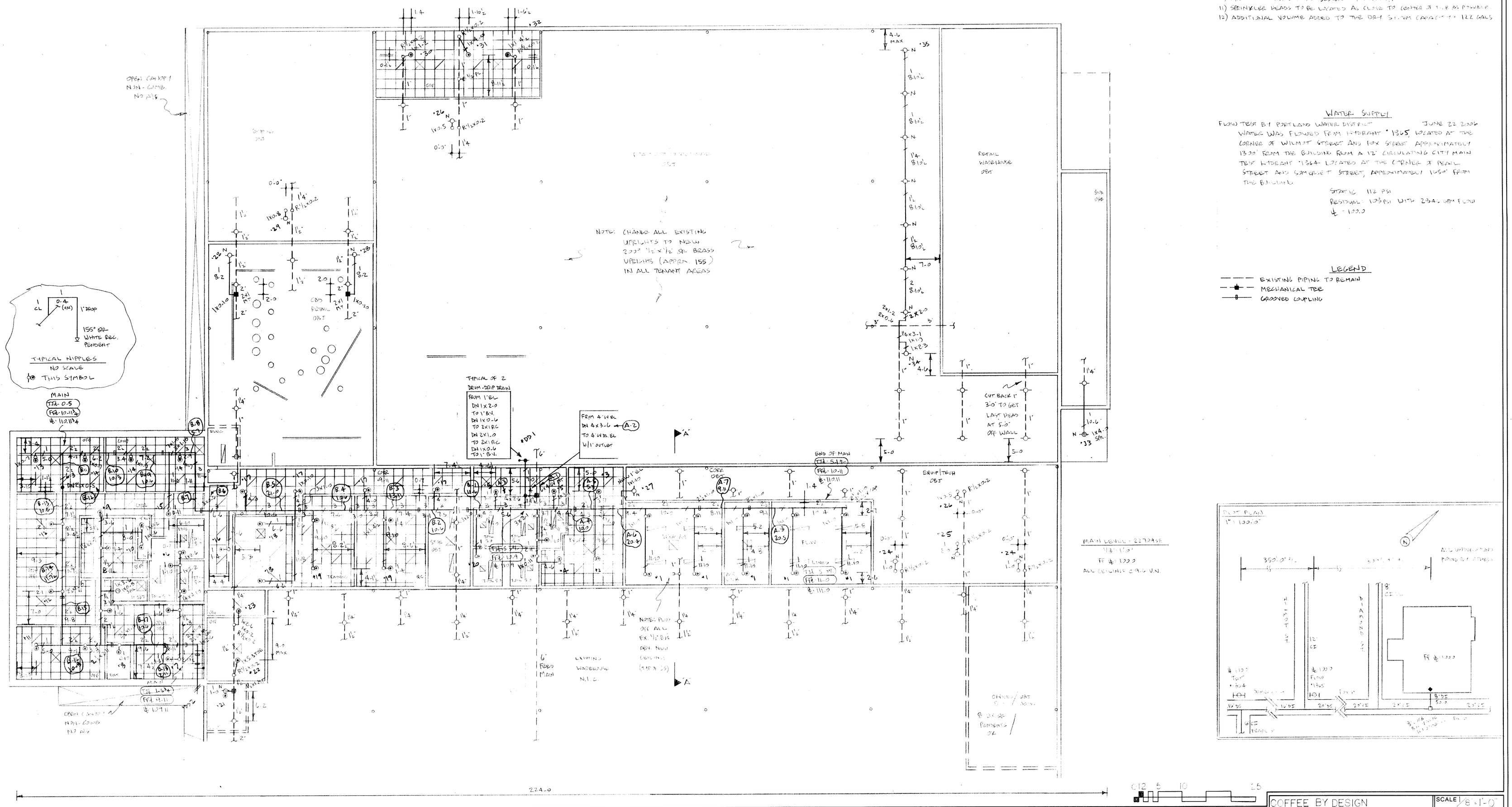

HYDRAULIC DESIGN CRITERIA	
Density	
Remote Area	
K Factor	Head Size
Hose Allowance	
Water Supply	JUNE 22, 2006
Static	112 PSI
Residual	103 PSI
Water Flowing	2342 GPM
Size of Supply	12" DIS

1. Type of Hazard LIGHT / ORD GP 2
2. Deflector Distance 1" TO 12"
3. Pipe Type Used BLACK SCH 40 / THIN
4. Sprinkler Area 225 / 238 SF
5. Type of Construction NON-COMBUSTIBLE - STEEL BAR JOIST & MANHOLE
6. Maximum Spacing Allowed 225 SF / 15'-0"
7. PIPE SIZING METHOD: PIPE SCHEDULE ■ EXISTING HYDRAULICALLY CALCULATED ☐
8. ALL HANGERS AND LOCATIONS TO BE IN ACCORDANCE WITH N F P A PAMPHLET NO. 13
9. HIGH DEGREE TEMPERATURE SPRINKLER HEADS TO BE INSTALLED IN ACCORDANCE WITH N F P A PAMPHLET NO. 13

CIRCLE HANGER TYPE TO BE USED

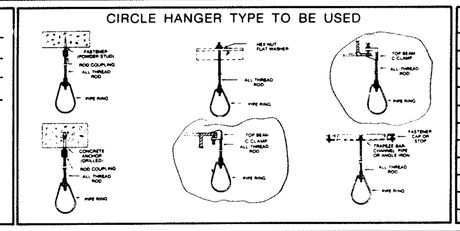

HANGERS	
Symbol	Description
—	AS NOTED OR
	3/4" SHEET X 1" WIDE SR
	3/8 ROD THREAD END
	PIPE BAND

ABBREVIATIONS	
B	Bottom of Beam
D	Bottom of Deck
P	Bottom of Pipe
HV	Hose Valve
N & C	Nipple and Cap
NIC	Not in Contract
NTS	Not to Scale
OBJ	Open Bar Joists
PRV	Pressure Red Valve
RM	Roof Manhole
SP	Standpipe
TOB	Top of Beam
TOP	Top of Pipe
TOS	Top of Steel
UON	Unless Otherwise Noted
℄	Centerline
NAS	No Automatic Sprinklers
OTA	Open To Above

CONTRACT RESPONSIBILITIES		
ITEM	FPC	OTHERS
STREET CONN		
UGD MAIN		
EXCAVATION		
FLUSHING		
WIRING		
PAINTING		
TAMPER SWITCHES		
FLOW SWITCHES		
CUT & PATCHING		

SPRINKLER HEAD LEGEND

SIN #

SYMBOL	MAKE	MODEL	FINISH	TYPE	TEMP.	N.P.T.	ORIFICE	K-FACTOR	TOTAL
—○—	RELIABLE	F1956	BRASS	SR, SCH	155°	½"	½"	5.6 / RA1425	1
—○—	RELIABLE	F1956	BRASS	SR, SCH	200°	½"	½"	5.6 / RA1425	18
—○—	RELIABLE	F1956	WHITE	SR, Rec. Pendent	155°	½"	½"	5.6 / RA1414	57
								TOTALS	76

SUBMITTALS		
SENT TO		
DATE SENT		DATE RECEIVED
ISO	☐	
FM	☐	
LM	☐	
IRI	☐	
LA	☐	
STATE FIRE	■	
LOCAL FIRE	■	
LOCAL WATER	☐	
OWN CONTR.	■	
	☐	

LICENSE # C93 PERMIT #
R.M.S. #27-

SPRINKLER SYSTEMS INC.
P.O. BOX 1285
LEWISTON MAINE
04240

COFFEE BY DESIGN
11 DIAMOND STREET
PORTLAND, MAINE 04101

CONTRACT WITH FC CONST.

SYSTEM TYPE		REVISIONS		
WET	☐	NO.	DATE	DESCRIPTION
DRY	■			
DELUGE	☐			
PREACTION	☐			
ME. LIFE	☐			

SCALE 1/8"=1'-0"
DRAWN BY SEG
CHECKED BY SEG
DATE 7-31-13
TOTAL
SHEET
JOB #

Date: 08/06/13
Revisions/Revisions
Revisions/Revisions
Revisions/Revisions

DIAMOND REALTY REALTY MAINE