NOTES

1) OCCUPANCY: OFFICES - LIGHT HAZARD, 200 SF. MERCANTILES, STORAGE, WAREHOUSE, [illegible] - ORD HAZ GP 2, 1325 SF
2) DESIGN BASIS: EXTENSION OF AN EXISTING NFPA 13 PIPE SCHEDULE DRY SPRINKLER SYSTEM
3) ALL EXISTING PIPE AND NEW PIPE 2" AND SMALLER TO BE BLACK STEEL SCHEDULE 40. ALL NEW PIPE 2½" AND LARGER TO BE BLACK STEEL THINWALL. ALL FITTINGS TO BE CAST IRON SCREWED OR GROOVED
4) ALL PIPE AND HANGER DIMENSIONS TO BE CUT LENGTHS FOR FABRICATION AND INSTALLATION.
5) TJL DENOTES TOP OF STEEL BAR JOIST TO CENTERLINE OF PIPE.
6) BJL DENOTES BOTTOM OF STEEL BAR JOIST TO CENTERLINE OF PIPE.
7) FFL DENOTES FINISHED FLOOR TO CENTERLINE OF PIPE.
8) OWNER TO PROVIDE SUFFICIENT HEAT (MIN 40°F) IN SPRINKLER VALVE ROOM TO PREVENT CONTROL VALVE FROM FREEZING.
9) OWNER: COFFEE BY DESIGN
43 WASHINGTON AVENUE
PORTLAND, MAINE 04101
879-2233
10) ARCHITECT: HEMISPHERE DESIGN - PORTLAND, MAINE
11) SPRINKLER HEADS TO BE LOCATED AS CLOSE TO CENTER OF TILE AS POSSIBLE.
12) ADDITIONAL VOLUME ADDED TO THE DRY SYSTEM CAPACITY: 122 GALS

WATER SUPPLY

FLOW TEST BY PORTLAND WATER DISTRICT JUNE 22, 2006
WATER WAS FLOWED FROM HYDRANT # 1365, LOCATED AT THE CORNER OF WILMOT STREET AND FOX STREET APPROXIMATELY 1320' FROM THE BUILDING FROM A 12" CIRCULATING CITY MAIN. TEST HYDRANT #1364 LOCATED AT THE CORNER OF PEARL STREET AND SOMERSET STREET, APPROXIMATELY 1650' FROM THE BUILDING.
STATIC 112 PSI
RESIDUAL 103 PSI WITH 2346 GPM FLOW
℄ 100.0

LEGEND

- EXISTING PIPING TO REMAIN
- MECHANICAL TEE
- GROOVED COUPLING

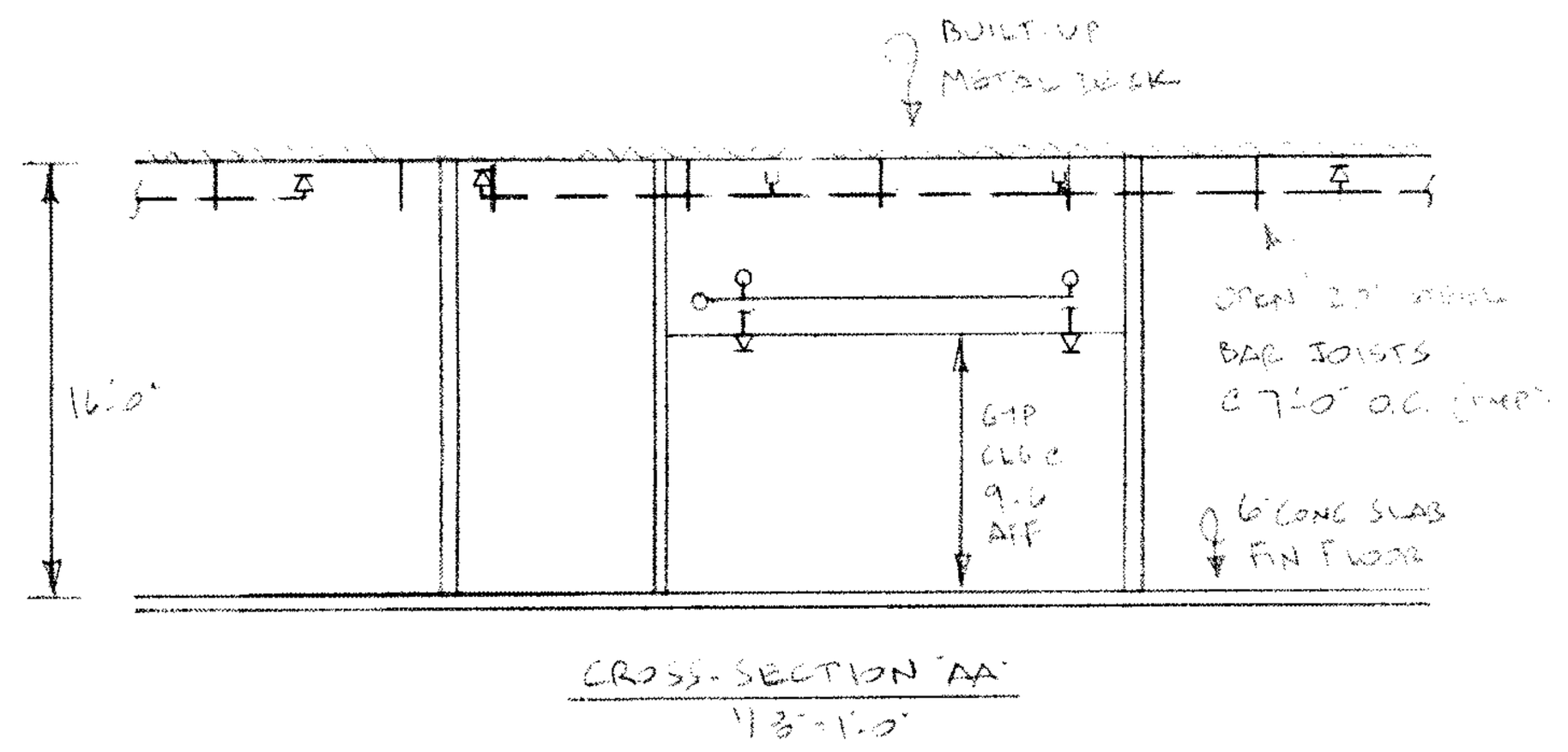

CROSS-SECTION 'AA'
1/8" = 1'-0"

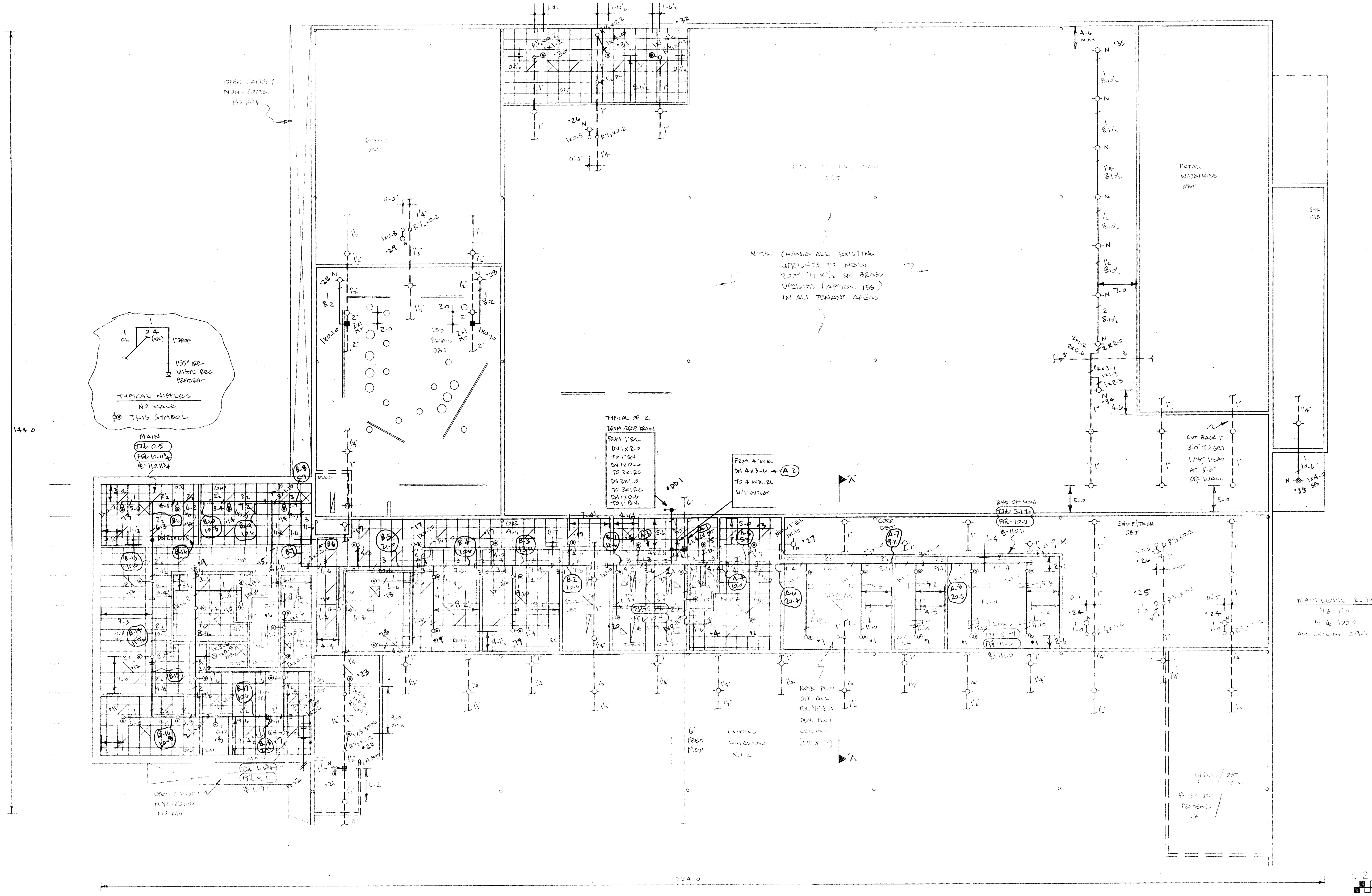

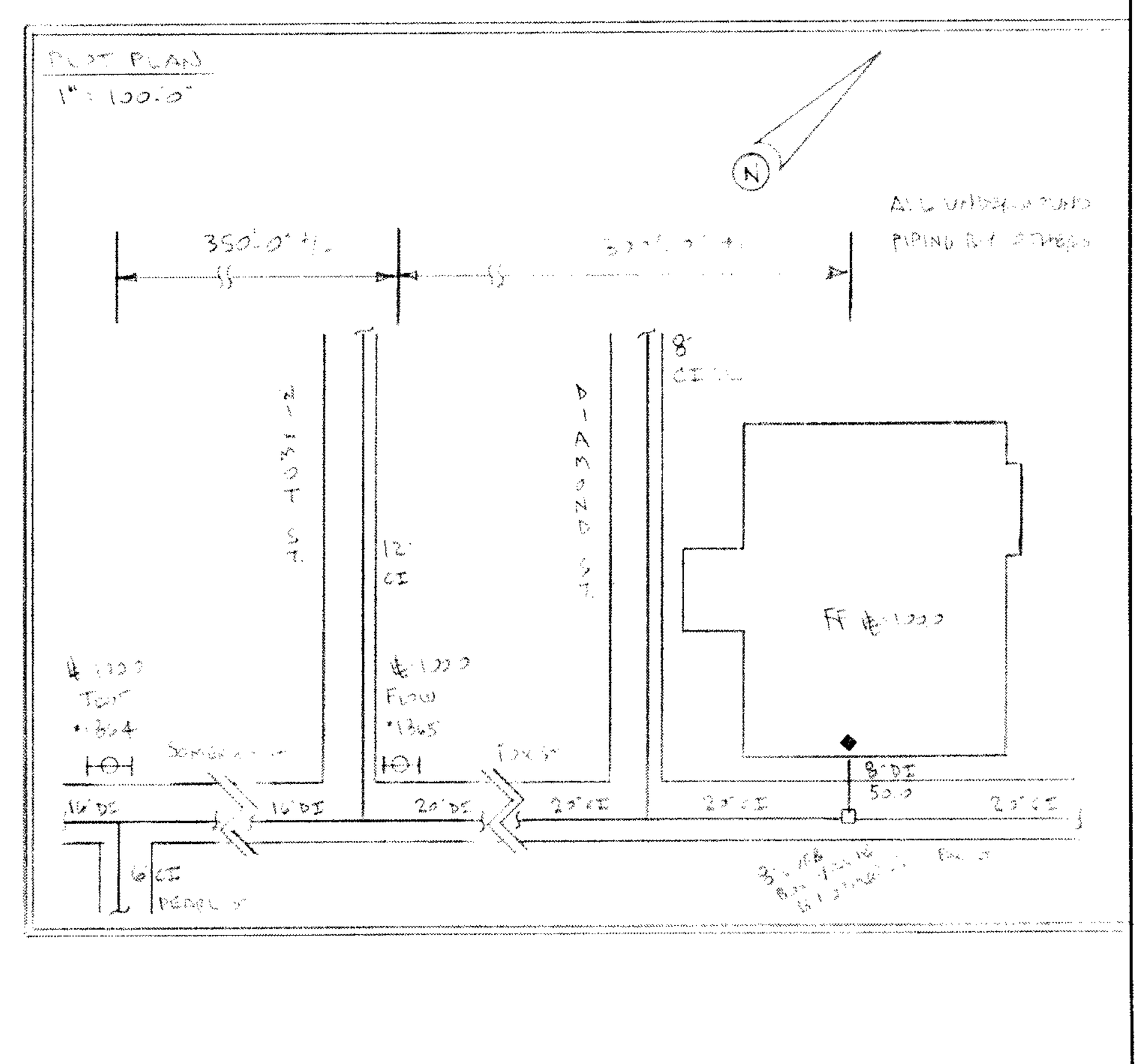

HYDRAULIC DESIGN CRITERIA	
Density	
Remote Area	
K Factor	Head Size
Hose Allowance	
Water Supply	JUNE 22, 2006
Static	112 PSI
Residual	103 PSI
Water Flowing	2346 GPM
Size of Supply	16" DI

1. Type of Hazard LIGHT/ORD GP 2 2. Deflector Distance 1" TO 12"
3. Pipe Type Used BLACK 40/TW 4. Sprinkler Area 22,709 SF
5. Type of Construction NON-COMBUSTIBLE: STEEL BAR JOIST & MASONRY
6. Maximum Spacing Allowed 200 SF / 130 SF
7. PIPE SIZING METHOD; PIPE SCHEDULE ■ EXISTING
HYDRAULICALLY CALCULATED □
8. ALL HANGERS AND LOCATIONS TO BE IN ACCORDANCE WITH N F P A PAMPHLET NO. 13
9. HIGH DEGREE TEMPERATURE SPRINKLER HEADS TO BE INSTALLED IN ACCORDANCE WITH N F P A PAMPHLET NO. 13

CIRCLE HANGER TYPE TO BE USED

HANGERS

Symbol	Description
/	AS NOTED OR
	3/8" SAMMY X PRESS XP-35
	3/8" ALL THREAD ROD
	PIPE RING

ABBREVIATIONS

B	Bottom of Beam
D	Bottom of Deck
P	Bottom of Pipe
HV	Hose Valve
N & C	Nipple and Cap
NIC	Not in Contract
NTS	Not to Scale
OBJ	Open Bar Joists
PRV	Pressure Red Valve
RM	Roof Manifold
SP	Standpipe
TOB	Top of Beam
TOP	Top of Pipe
TOS	Top of Steel
UON	Unless Otherwise Noted
℄	Centerline
NAS	No Automatic Sprinklers
OTA	Open To Above

CONTRACT RESPONSIBILITIES

ITEM	FPC	OTHERS
STREET CONN		
UGD MAIN		
EXCAVATION		
FLUSHING		
WIRING		
PAINTING		
TAMPER SWITCHES		
FLOW SWITCHES		
CUT & PATCHING		

SPRINKLER HEAD LEGEND (SIN #)

SYMBOL	MAKE	MODEL	FINISH	TYPE	TEMP.	N.P.T.	ORIFICE	K-FACTOR	TOTAL
	RELIABLE	F1FR56	BRASS	SR SSU	155°	½	½	5.6/RA1425	1
N	RELIABLE	F1FR56	BRASS	SR SSU	200°	½	½	5.6/RA1425	18
	RELIABLE	F1FR56	WHITE	QR REC PEND	155°	½	½	5.6/RA1414	57
								TOTALS	76

SUBMITTALS

SENT TO	DATE SENT	DATE RECEIVED
ISO	□	
FM	□	
LM	□	
IRI	□	
LA	□	
STATE FIRE	■	
LOCAL FIRE	■	
LOCAL WATER	□	
GEN CONTR.	■	

LICENSE # 693
R.M.S. # 276
PERMIT #

SPRINKLER SYSTEMS INC.
P.O. BOX 1285
LEWISTON MAINE
04240

COFFEE BY DESIGN
11 DIAMOND STREET
PORTLAND, MAINE 04101

CONTRACT WITH PC CONST.

SYSTEM TYPE	
WET	□
DRY	■
DELUGE	□
PREACTION	□
ME. LIFE	□

REVISIONS

NO.	DATE	DESCRIPTION

SCALE 1/8" = 1'-0"
DRAWN BY SEG
CHECKED BY SEG
DATE 7-31-13
TOTAL SPKRS ON JOB 76
SHEET # 1 OF 1
JOB # 13052

N12253