

© 2005 TFH ARCHITECTS



ANDERSON STREET - BUILDING 3
PEOPLE'S REGIONAL OPPORTUNITY PROGRAM
PORTLAND, MAINE

TFH ARCHITECTS
100 COMMERCIAL STREET
PORTLAND MAINE 04101
TELEPHONE 207 775 6141
ARCHITECTURE PLANNING

CONSULTANTS:
CIVIL
Potham & Greer
170 US Route One
Falmouth, ME 04105
207-781-5242
STRUCTURAL
Structural Design Consulting
Five Baskam Lane
Falmouth, ME 04105-2448
207-476-8008
MECHANICAL
Whitney Engineering
10 Denforth Place
Portland, ME 04102
207-633-2921
ELECTRICAL
Bennett Engineering
1 Bennett Road
Freeport, ME 04032
207-866-9476

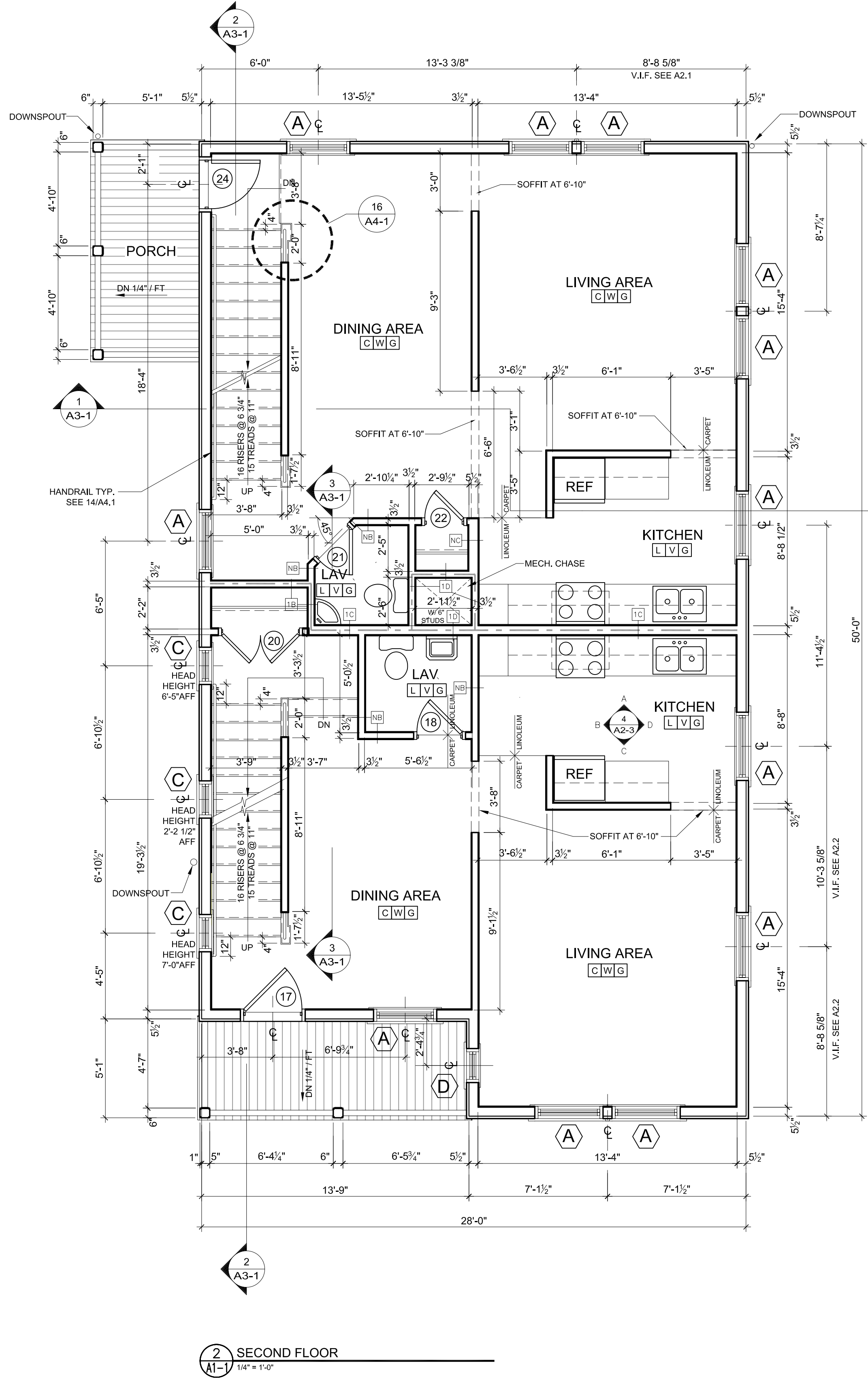
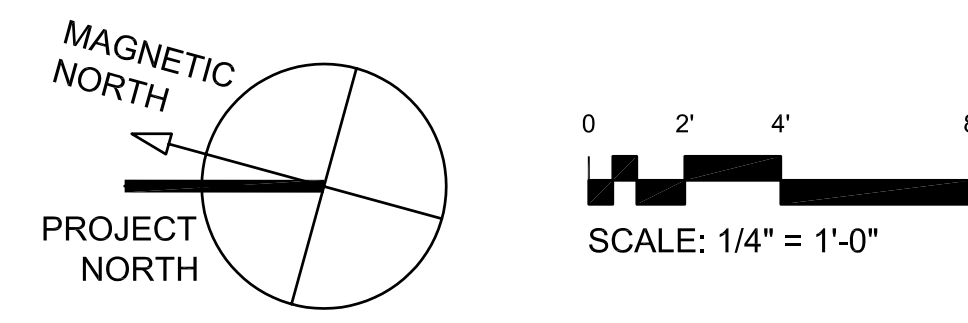
REVISIONS:
DATE: 01/14/05
PROJECT No. 0406
DRAWN BY: SARJUS
CHECKED BY: DAM
SCALE: AS NOTED

SHEET TITLE:
FIRST AND
SECOND
FLOOR PLAN

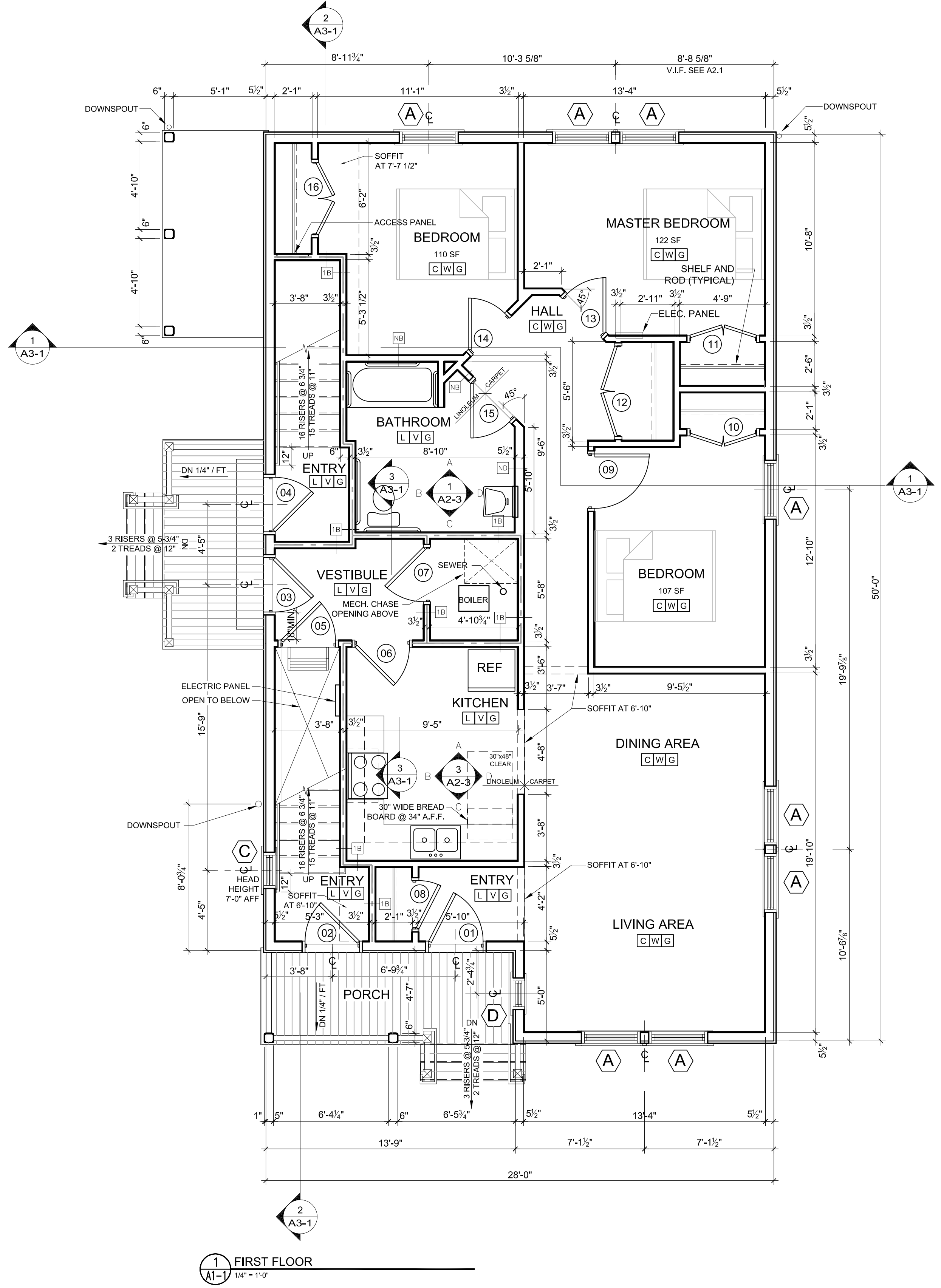
A1.1

FINISH MATERIAL SCHEDULE		
FLOOR	C L S	CARPET LINOLEUM SEALED CONCRETE
BASE	V W N	COVERED VINYL PAINTED HARDWOOD NONE
WALL / CEILING	G	PAINTED GYPSUM BOARD
KEY		
X X X		
1ST LETTER FLOOR 2ND LETTER BASE 3RD LETTER WALL / CEILING		

- ROOM FINISH GENERAL NOTES
- 1 ALSO SEE INTERIOR ELEVATIONS FOR GRAPHIC DEPICTIONS OF EXTENT OF FINISHES
 - 2 INSTALL MOISTURE RESISTANT GWB IN BASEMENTS AND ALL AREAS WHERE PLUMBING FIXTURES EXIST
 - 3 CLOSETS SHALL BE FINISHED AS THE ROOMS THEY SERVICE
 - 4 ALL SPACES DESIGNATED AS CLOSET OR CL. ARE TO RECEIVE ONE CLOTHING ROD 5'-2" AFF AND ONE 12" WIRE SHELF ABOVE THE ROD ALONG THE WALL OPPOSITE THE DOOR UNLESS NOTED OTHERWISE
 - 5 ALL SPACES DESIGNATED AS LINEN CLOSETS (LNU) OR PANTRY (PAN) ARE TO RECEIVE FOUR 12" WIRE SHELVES SPACED AT 1'-0" OC STARTING AT FINISH FLOOR
 - 6 ALL LAUNDRY CLOSETS ARE TO RECEIVE ONE 12" WIRE SHELF AT 4'-4" A.F.F.
 - 7 PROVIDE APPROPRIATE BLOCKING IN WALLS OF ALL BATHROOMS BEHIND FIXTURES, PARTITIONS AND ACCESSORIES. PROVIDE BLOCKING FOR GRAB BARS IN WALLS OF 1 ST FLOOR AS WELL AS TOWNHOUSE BATHROOMS. SEE SHEET A2.3
 - 8 PROVIDE APPROPRIATE BLOCKING IN WALLS FOR DOOR STOPS
 - 9 BOTTOM EDGE OF GWB ON WALL SURFACES TO BE HELD UP 1/2" FROM CONCRETE FLOOR SURFACES
 - 10 PROVIDE VINYL TRANSITION STRIPS AT ALL FLOOR TRANSITIONS
 - 11 UNLESS OTHERWISE NOTED IN DRAWINGS THE TYPICAL WALL TYPE IS 1/2" G. ALL OTHER PARTITION TYPES WILL BE INDICATED.
 - 12 INSTALL MOISTURE RESISTANT GWB IN WASHER DRYER CLOSETS



2 SECOND FLOOR
A1-1 1/4" = 1'-0"



1 FIRST FLOOR
A1-1 1/4" = 1'-0"