
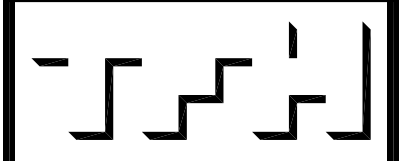




© 2005 TFH ARCHITECTS



ANDERSON STREET - BUILDING 2
PEOPLE'S REGIONAL OPPORTUNITY PROGRAM
PORTLAND, MAINE



TFH ARCHITECTS
 100 COMMERCIAL STREET
 PORTLAND MAINE 04101
 TELEPHONE 207 775 6141
 ARCHITECTURE PLANNING

CONSULTANTS:

CIVIL:
 Prutton & Grier
 170 US Route One
 Falmouth, ME 04105
 207-781-5262

STRUCTURAL:
 Structural Design Consulting
 Five Birkbeck Lane
 Falmouth, ME 04105-2448
 207-678-8039

MECHANICAL:
 Whitney Engineering
 10 Danforth Place
 Portland, ME 04102
 207-633-2911

ELECTRICAL:
 Bennett Engineering
 7 Bennett Road
 Freeport, ME 04032
 207-865-8475

REVISIONS:

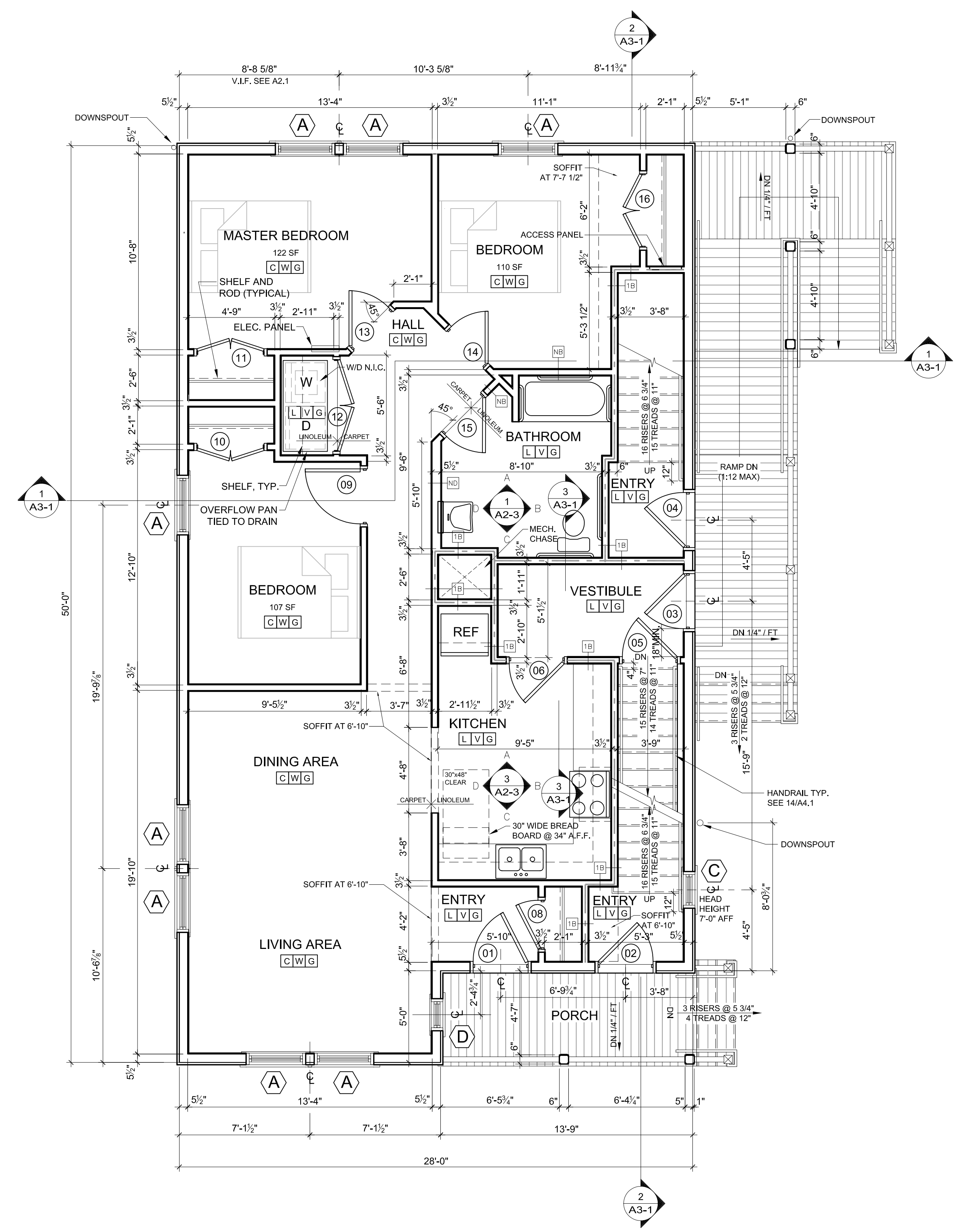
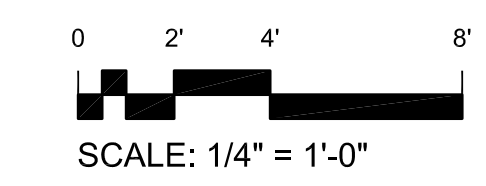
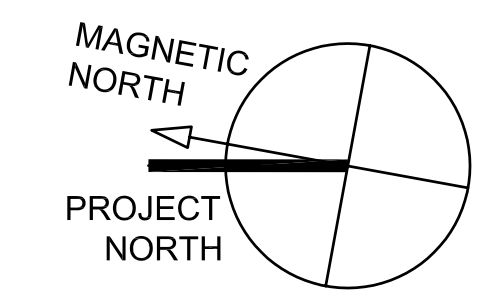
DATE: 01/14/05
 PROJECT No. 0406
 DRAWN BY: SA
 CHECKED BY: DAM
 SCALE: AS NOTED

SHEET TITLE:
FIRST AND SECOND FLOOR PLAN

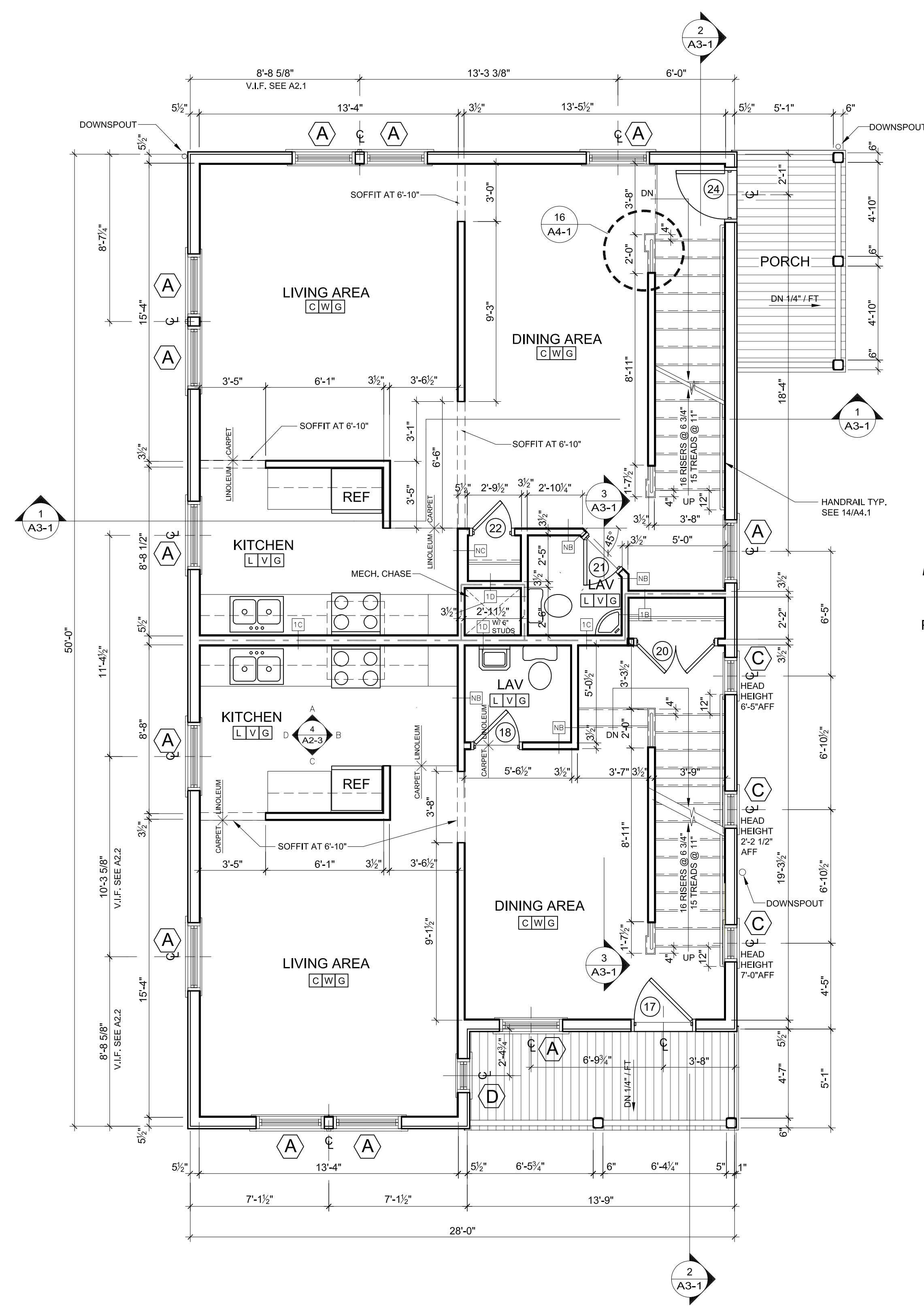
A1.1

FINISH MATERIAL SCHEDULE		
FLOOR	C	CARPET
	L	LINOLEUM
	S	SEALED CONCRETE
BASE	V	COVERED VINYL
	W	PAINTED HARDWOOD
	N	NONE
WALL / CEILING	G	PAINTED GYPSUM BOARD
KEY		X X X
1ST LETTER FLOOR		
2ND LETTER BASE		
3RD LETTER WALL / CEILING		

- ROOM FINISH GENERAL NOTES**
- ALSO SEE INTERIOR ELEVATIONS FOR GRAPHIC DEPICTIONS OF EXTENT OF FINISHES
 - INSTALL MOISTURE RESISTANT GWB IN BASEMENTS AND ALL AREAS WHERE PLUMBING FIXTURES EXIST
 - CLOSETS SHALL BE FINISHED AS THE ROOMS THEY SERVICE
 - ALL SPACES DESIGNATED AS CLOSET OR CL. ARE TO RECEIVE ONE CLOTHING ROD 5'-2" AFF AND ONE 12" WIRE SHELF ABOVE THE ROD ALONG THE WALL OPPOSITE THE DOOR UNLESS NOTED OTHERWISE
 - ALL SPACES DESIGNATED AS LINEN CLOSETS (L.N.) OR PANTRY (P.N.) ARE TO RECEIVE FOUR 12" WIRE SHELVES SPACED AT 1'-4" OC STARTING AT FINISH FLOOR
 - ALL LAUNDRY CLOSETS ARE TO RECEIVE ONE 12" WIRE SHELF AT 4'-4" A.F.F.
 - PROVIDE APPROPRIATE BLOCKING IN WALLS OF ALL BATHROOMS BEHIND FIXTURES, PARTITIONS AND ACCESSORIES. PROVIDE BLOCKING FOR GRAB BARS IN WALLS OF 1ST FLOOR AS WELL AS TOWNHOUSE BATHROOMS. SEE SHEET A2.3
 - PROVIDE APPROPRIATE BLOCKING IN WALLS FOR DOOR STOPS
 - BOTTOM EDGE OF GWB ON WALL SURFACES TO BE HELD UP 1/2" FROM CONCRETE FLOOR SURFACES
 - PROVIDE VINYL TRANSITION STRIPS AT ALL FLOOR TRANSITIONS
 - UNLESS OTHERWISE NOTED IN DRAWINGS THE TYPICAL WALL TYPE IS 5/8" GYPSUM BOARD ON STUDS
 - INSTALL MOISTURE RESISTANT GWB IN WASHER DRYER CLOSETS



1 FIRST FLOOR
 1/4" = 1'-0"



2 SECOND FLOOR
 1/4" = 1'-0"