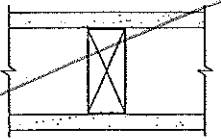
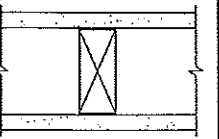
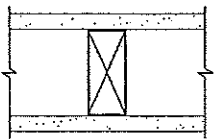
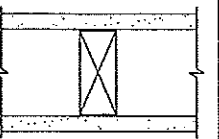
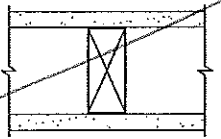
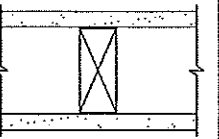


WALLS AND INTERIOR PARTITIONS, WOOD FRAMED			
GA FILE NO. WP 3510	GENERIC	1 HOUR FIRE	35 to 39 STC SOUND
<p align="center">GYPSUM WALLBOARD, WOOD STUDS</p>			
<p>One layer 5/8" type X gypsum wallboard or gypsum veneer base applied parallel or at right angles to each side of 2 x 4 wood studs 24" o.c. with 6d coated nails, 17/8" long, 0.0915" shank, 1/4" heads, 7" o.c. Joints staggered 24" on opposite sides. (LOAD-BEARING)</p>			
<p>Thickness: 47/8" Approx. Weight: 7 psf Fire Test: UL R3501-47, -48, 9-17-65, UL Design U309; UL R1319-129, 7-22-70, UL Design U314 Sound Test: NCC 2404, 10-14-70</p>			
GA FILE NO. WP 3514	GENERIC	1 HOUR FIRE	35 to 39 STC SOUND
<p align="center">GYPSUM WALLBOARD, WOOD STUDS</p>			
<p>One layer 5/8" type X gypsum wallboard or gypsum veneer base applied parallel or at right angles to each side of 2 x 4 wood studs 16" o.c. with 1 1/4" Type W drywall screws 12" o.c. Joints staggered 16" on opposite sides. (LOAD-BEARING)</p>			
<p><i>Basement stair enclosure</i></p>		<p>Thickness: 4 3/4" Approx. Weight: 7 psf Fire Test: SWRI 01-4511-619, 8-19-92 Sound Test: See WP 3520 (G&H NG-246FT, 7-2-65)</p>	
GA FILE NO. WP 3520	GENERIC	1 HOUR FIRE	35 to 39 STC SOUND
<p align="center">GYPSUM WALLBOARD, WOOD STUDS</p>			
<p>One layer 5/8" type X plain or predecorated gypsum wallboard applied parallel to each side of 2 x 4 wood studs 24" o.c. with 6d coated nails, 17/8" long, 0.0915" shank, 1/4" heads, 7" o.c. at joints and top and bottom plates and 3/8" beads of adhesive at intermediate studs. Joints staggered 24" on opposite sides. (LOAD-BEARING)</p>			
<p>Thickness: 47/8" Approx. Weight: 7 psf Fire Test: FM WP 90, 8-21-67 Sound Test: G&H NG-246FT, 7-2-65</p>			