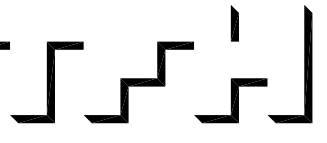


© 2007 TFH ARCHITECTS

BAYSIDE EAST
 PROPOSED ELDERLY HOUSING
 47 SMITH STREET, PORTLAND
 FOR BAYSIDE EAST LP



TFH ARCHITECTS
 100 COMMERCIAL STREET
 PORTLAND MAINE 04101
 TELEPHONE 207 775 6141
 ARCHITECTURE PLANNING

CONSULTANTS:
CIVIL:
 Pritchard and Greer Consulting Engineers
 350 US Route 1
 Falmouth, ME 04105
 207-781-5242
STRUCTURAL:
 Structural Design Consulting
 22 Oakmont Drive
 26 Orchard Beach, ME 04054
 207-934-8038
MECHANICAL AND ELECTRICAL:
 Bennett Engineering
 7 Bennett Road
 Friesport, ME 04932
 207-855-9475

REVISIONS:

DATE: 05/18/07

PROJECT No. 0514

DRAWN BY: RJS

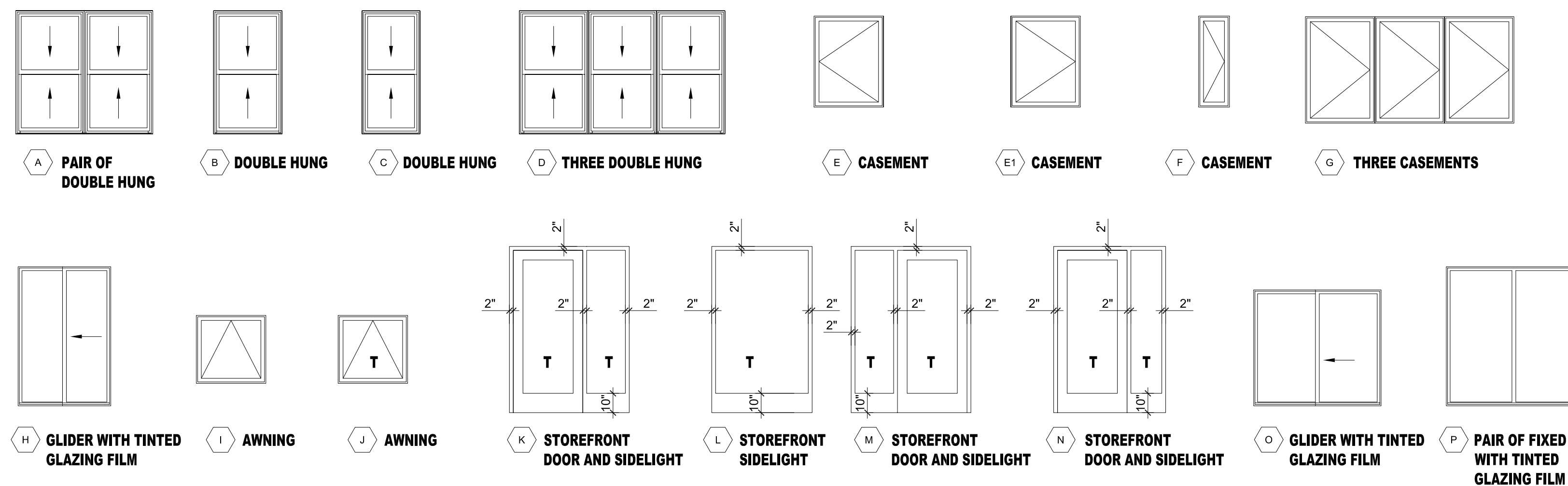
CHECKED BY: TST

SCALE: AS NOTED

SHEET TITLE:
 WINDOW SCHEDULE AND DETAILS

A7.0

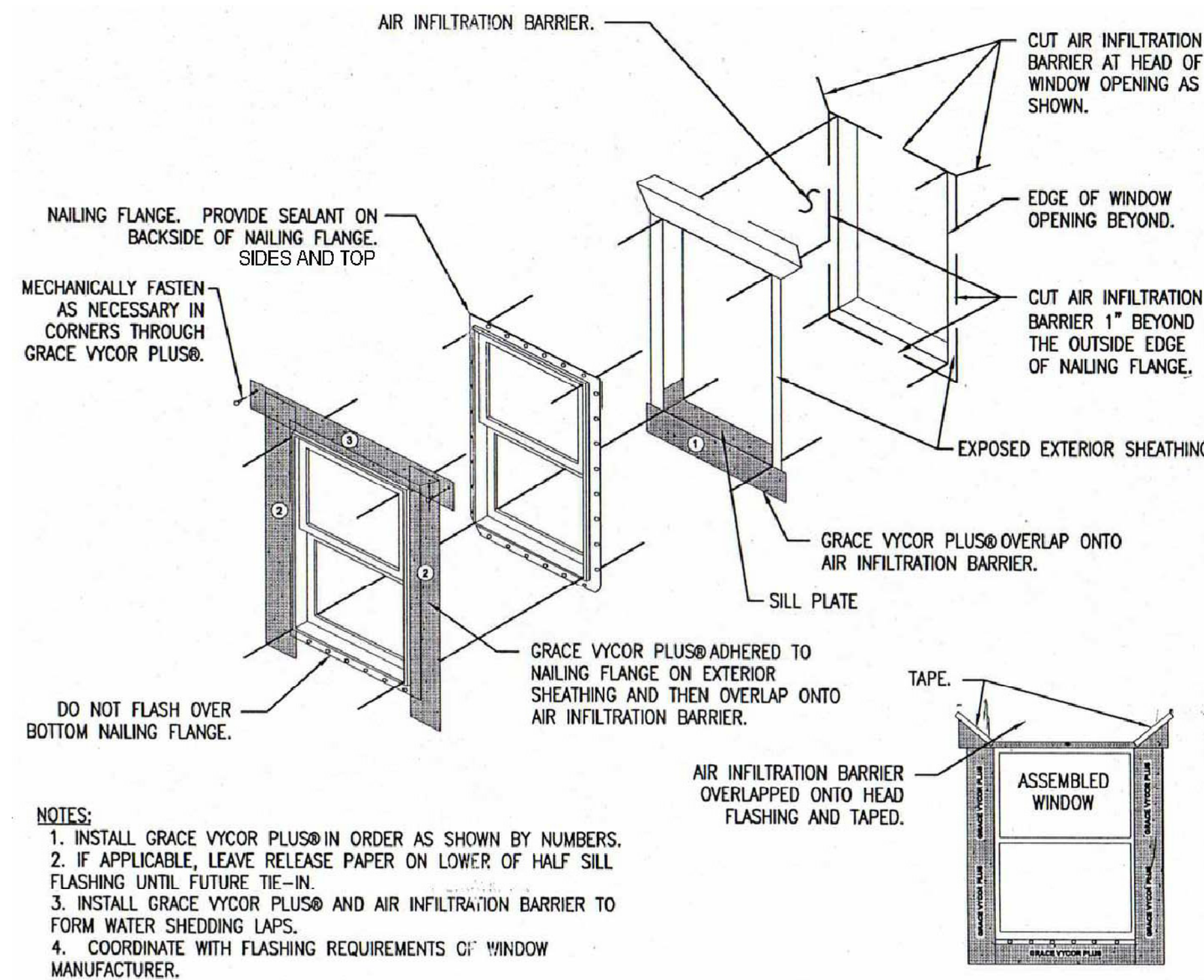
WINDOW TYPES - SCALE 1/4"=1'-0"



- LEGEND:
 T = TEMPERED GLASS
 FG = FIBERGLASS
 AL = ALUMINUM
 DH = DOUBLE HUNG
 AW = AWNING
 LV = LOUVER
 F = FIXED
 CL = GLIDER
- NOTES:
 1. FULL SCREENS ALL OPENINGS
 2. CONTRACTOR TO VERIFY ALL ROUGH OPENINGS
 3. CONTRACTOR TO VERIFY THAT ALL EGRESS OPENINGS MEET EGRESS REQUIREMENTS
 4. ALL EXTERIOR GLAZING INSULATED
 5. FRAME OPENINGS WITH ELEVATIONS
 6. CURTAIN RODS TO BE INSTALLED ABOVE ALL WINDOW OPENINGS.

WINDOW SCHEDULE

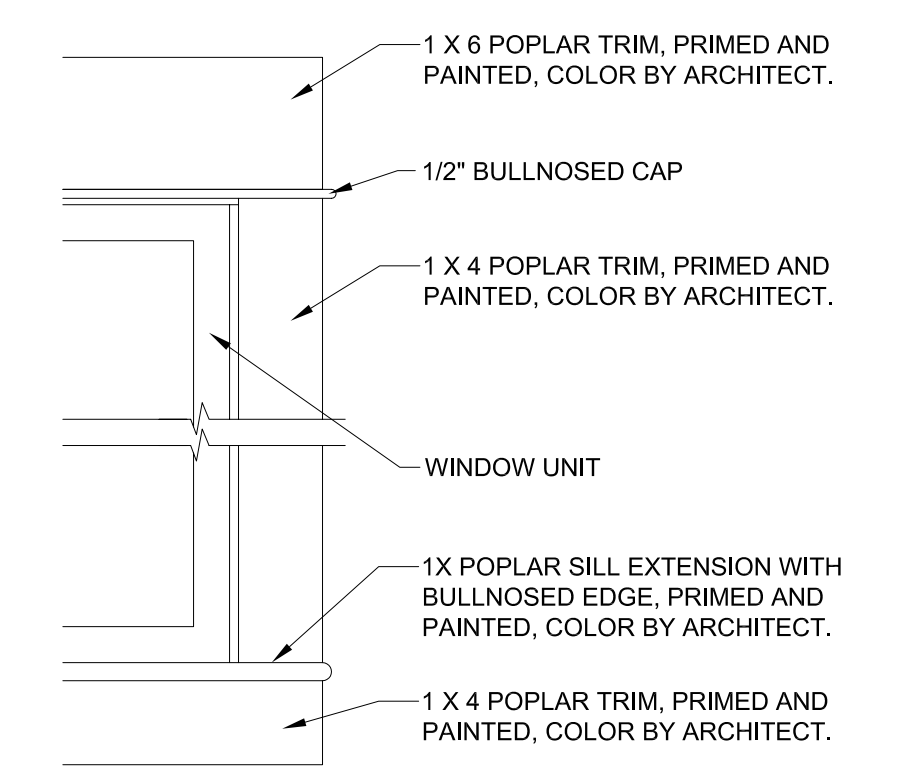
KEY	ACTION	ROUGH OPENING (WxH) VIF	R.O. HEAD			DETAILS			MATERIAL	FINISH	REMARKS
			HEIGHT FROM SUB-FLOOR	HEAD	JAMB	SILL	HEAD	JAMB			
A	DH	6'-0" X 5'-4-1/4"	7'-4-1/2"	-	-	-	-	-	VINYL	PAIR OF DOUBLE HUNG FACTORY MULLED, EGRESS IN BEDROOMS, EXT. JAMBS, NAILING FLANGE	
B	DH	3'-0-1/2" X 5'-4-1/4"	7'-4-1/2"	-	-	-	-	-	VINYL	EGRESS IN BEDROOMS, EXT. JAMBS, NAILING FLANGE	
C	DH	2'-6-1/2" X 5'-4-1/4"	7'-4-1/2"	-	-	-	-	-	VINYL	EXT. JAMBS, NAILING FLANGE	
D	DH	8'-11-1/2" X 5'-4-1/4"	7'-4-1/2"	-	-	-	-	-	VINYL	THREE DOUBLE HUNG FACTORY MULLED, EGRESS IN BEDROOMS, EXT. JAMBS, NAILING FLANGE	
E	C	3'-1" X 3'-11-5/8"	7'-4-1/2"	-	-	-	-	-	VINYL	EXT. JAMBS, NAILING FLANGE	
F	C	1'-5" X 3'-11-5/8"	7'-4-1/2"	-	-	-	-	-	VINYL	EXT. JAMBS, NAILING FLANGE	
G	C	9'-1" X 4'-7-5/8"	7'-4-1/4"	-	-	-	-	-	VINYL	TRIPLE CASEMENT, EXT. JAMBS, NAILING FLANGE	
H	GL	4'-0-1/2" X 5'-11-5/8"	7'-7-1/2"	-	-	-	-	-	VINYL	EXT. JAMBS, NAILING FLANGE, TINTED FILM APPLIED TO GLASS	
I	AW	3'-1" X 2'-11-5/8"	7'-4-1/4"	-	-	-	-	-	VINYL	EXT. JAMBS, NAILING FLANGE	
J	AW	3'-1" X 2'-11-5/8"	VARIES	-	-	-	-	-	VINYL	TEMPERED GLASS, EXT. JAMBS, NAILING FLANGE	
K	F	5'-2-1/2" X 7'-2-1/4"	-	-	-	-	-	-	AL	INSULATED UNITS, TEMPERED GLASS, THERMALLY BROKEN STOREFRONT SYSTEM	
L	F	4'-2-1/2" X 7'-2-1/4"	-	-	-	-	-	-	AL	INSULATED UNITS, TEMPERED GLASS, THERMALLY BROKEN STOREFRONT SYSTEM	
M	F	5'-2-1/2" X 7'-2-1/4"	-	-	-	-	-	-	AL	INSULATED UNITS, TEMPERED GLASS, THERMALLY BROKEN STOREFRONT SYSTEM	
N	F	4'-10-1/2" X 7'-2-1/4"	-	-	-	-	-	-	AL	INSULATED UNITS, TEMPERED GLASS, THERMALLY BROKEN STOREFRONT SYSTEM	
O	GL	5'-6-1/2" X 4'-11-5/8"	7'-7-1/2"	-	-	-	-	-	VINYL	EXT. JAMBS, NAILING FLANGE, TINTED FILM APPLIED TO GLASS	
P	F	5'-10-1/2" X 5'-11-5/8"	7'-7-1/2"	-	-	-	-	-	VINYL	PAIR OF FIXED WINDOWS, EXT. JAMBS, NAILING FLANGE, TINTED FILM APPLIED TO GLASS	



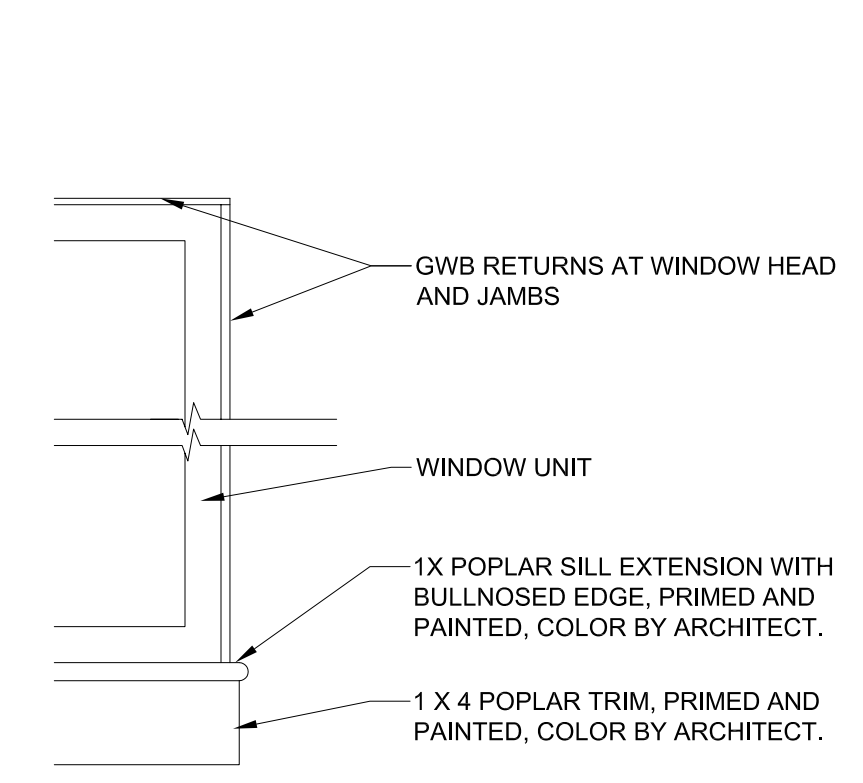
- NOTES:
 1. INSTALL GRACE VYCOR PLUS® IN ORDER AS SHOWN BY NUMBERS.
 2. IF APPLICABLE, LEAVE RELEASE PAPER ON LOWER OF HALF SILL FLASHING UNTIL FUTURE TIE-IN.
 3. INSTALL GRACE VYCOR PLUS® AND AIR INFILTRATION BARRIER TO FORM WATER SHEDDING LAPS.
 4. COORDINATE WITH FLASHING REQUIREMENTS OF WINDOW MANUFACTURER.

5 TYPICAL WINDOW INSTALLATION
 A7.0 NTS UNLESS OTHERWISE NOTED

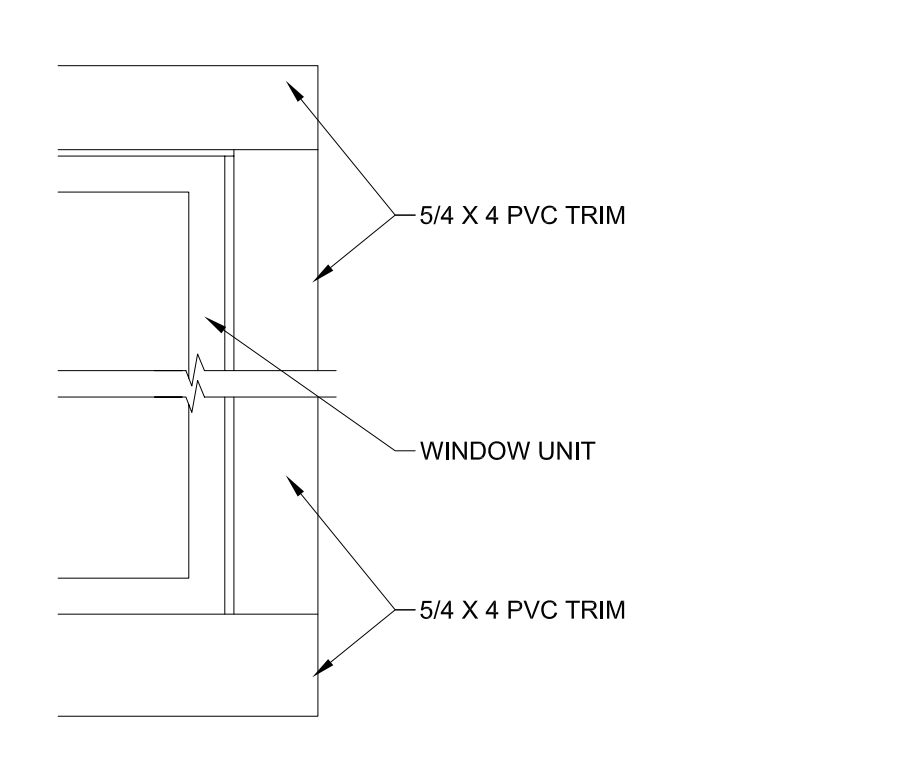
COORDINATE DETAILS WITH WINDOW MANUFACTURERS INSTALLATION INSTRUCTIONS



4 INTERIOR WINDOW TRIM (ALTERNATE)
 A7.0 1 1/2"=1'-0"



3 TYPICAL INTERIOR WINDOW TRIM
 A7.0 1 1/2"=1'-0"



2 TYPICAL EXTERIOR WINDOW TRIM
 A7.0 1 1/2"=1'-0"