

DISPLAY THIS CARD ON PRINCIPAL FRONTAGE OF WORK



# CITY OF PORTLAND

# BUILDING PERMIT

This is to certify that FLEHINGER, RACHEL

Located At 58 E OXFORD ST.

Job ID: 2011-07-1701-HVAC

CBL: 022 - - J - 005 - 001 - - - -

has permission to install an HVAC system.

provided that the person or persons, firm or corporation accepting this permit shall comply with all of the provisions of the Statues of Maine and of the Ordinances of the City of Portland regulating the construction, maintenance and use of the buildings and structures, and of the application on file in the department.

Notification of inspection and written permission procured before this building or part thereof is lathed or otherwise closed-in. 48 HOUR NOTICE IS REQUIRED.

A final inspection must be completed by owner before this building or part thereof is occupied. If a certificate of occupany is required, it must be

07/20/2011

\_\_\_\_\_  
**Fire Prevention Officer**

\_\_\_\_\_  
**Code Enforcement Officer / Plan Reviewer**

**THIS CARD MUST BE POSTED ON THE STREET SIDE OF THE PROPERTY  
PENALTY FOR REMOVING THIS CARD**

## BUILDING PERMIT INSPECTION PROCEDURES

Please call 874-8703 or 874-8693 (ONLY)

or email: [buildinginspections@portlandmaine.gov](mailto:buildinginspections@portlandmaine.gov)

With the issuance of this permit, the owner, builder or their designee is required to provide adequate notice to the city of Portland Inspections Services for the following inspections. Appointments must be requested 48 to 72 hours in advance of the required inspection. The inspection date will need to be confirmed by this office.

- **Please read the conditions of approval that is attached to this permit!! Contact this office if you have any questions.**
- **Permits expire in 6 months. If the project is not started or ceases for 6 months.**
- **If the inspection requirements are not followed as stated below additional fees may be incurred due to the issuance of a “Stop Work Order” and subsequent release to continue.**

1. Close-In: (Electrical, Plumbing, Framing)
2. Final Inspection

The project cannot move to the next phase prior to the required inspection and approval to continue, REGARDLESS OF THE NOTICE OF CIRCUMSTANCES.

IF THE PERMIT REQUIRES A CERTIFICATE OF OCCUPANCY, IT MUST BE PAID FOR AND ISSUED TO THE OWNER OR DESIGNEE BEFORE THE SPACE MAY BE OCCUPIED.



# PORTLAND MAINE

*Strengthening a Remarkable City, Building a Community for Life* • [www.portlandmaine.gov](http://www.portlandmaine.gov)

Director of Planning and Urban Development  
Penny St. Louis

Job ID: 2011-07-1701-HVAC

Located At: 58 OXFORD

CBL: 022 - - J - 005 - 001 - - - -

## **Conditions of Approval:**

### **Building**

1. The installation must comply with UL, the Manufacturers' Listing, and State of Maine Gas Regulations.
2. Separate permits are required for any electrical, plumbing, sprinkler, fire alarm HVAC systems, commercial hood exhaust systems and fuel tanks. Separate plans may need to be submitted for approval as a part of this process.
3. Maintain proper setback(s) from property lines/buildings and proper clearances from vertical openings when direct venting
4. A photoelectric Carbon Monoxide (CO) detector shall be installed in each area within or giving access to bedrooms. That detection must be powered by the electrical service (plug-in or hardwired) in the building and battery.

DISPLAY THIS CARD ON PRINCIPAL FRONTAGE OF WORK



# CITY OF PORTLAND BUILDING PERMIT

This is to certify that FLEHINGER, RACHEL

Located At 58 E OXFORD ST.

Job ID: 2011-07-1701-HVAC

CBL: 022 - - J - 005 - 001 - - - -

has permission to install an HVAC system.

provided that the person or persons, firm or corporation accepting this permit shall comply with all of the provisions of the Statues of Maine and of the Ordinances of the City of Portland regulating the construction, maintenance and use of the buildings and structures, and of the application on file in the department.

Notification of inspection and written permission procured before this building or part thereof is lathed or otherwise closed-in. 48 HOUR NOTICE IS REQUIRED.

A final inspection must be completed by owner before this building or part thereof is occupied. If a certificate of occupancy is required, it must be

\_\_\_\_\_  
**Fire Prevention Officer**

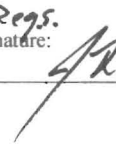
\_\_\_\_\_  
**Code Enforcement Officer / Plan Reviewer**

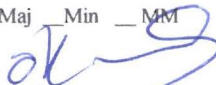

07/20/2011

THIS CARD MUST BE POSTED ON THE STREET SIDE OF THE PROPERTY  
PENALTY FOR REMOVING THIS CARD

**City of Portland, Maine - Building or Use Permit Application**

389 Congress Street, 04101 Tel: (207) 874-8703, FAX: (207) 8716

Job No: 2011-07-1701-HVAC	Date Applied: 7/15/2011	CBL: 022 - - J - 005 - 001 - - - - -	
Location of Construction: 58 E. OXFORD ST	Owner Name: RACHEL FLEHINGER	Owner Address: 58 E OXFORD ST PORTLAND, ME - MAINE 04101	Phone:
Business Name:	Contractor Name: CHARLES A FORTIN	Contractor Address: 30 MONUMENT ST PORTLAND MAINE 04101	Phone: 318-6348
Lessee/Buyer's Name:	Phone:	Permit Type:	Zone: R-6
Past Use: Single Family Dwelling	Proposed Use: Same: Single Family Dwelling - to install heating system	Cost of Work: \$7,000.00	CEO District:
		Fire Dept: <input type="checkbox"/> Approved <input checked="" type="checkbox"/> Denied <input type="checkbox"/> N/A	Inspection: Use Group: Type: HVAC Make Gas Reqs. Signature: 
Proposed Project Description: install forced hot water heating system / gas		Pedestrian Activities District (P.A.D.)	
Permit Taken By:	<b>Zoning Approval</b>		

<p>1. This permit application does not preclude the Applicant(s) from meeting applicable State and Federal Rules.</p> <p>2. Building Permits do not include plumbing, septic or electrical work.</p> <p>3. Building permits are void if work is not started within six (6) months of the date of issuance. False informatin may invalidate a building permit and stop all work.</p>	<p><b>Special Zone or Reviews</b></p> <p><input type="checkbox"/> Shoreland</p> <p><input type="checkbox"/> Wetlands</p> <p><input type="checkbox"/> Flood Zone</p> <p><input type="checkbox"/> Subdivision</p> <p><input type="checkbox"/> Site Plan</p> <p><input type="checkbox"/> Maj <input type="checkbox"/> Min <input type="checkbox"/> MM</p> <p>Date:  7/19/11</p>	<p><b>Zoning Appeal</b></p> <p><input type="checkbox"/> Variance</p> <p><input type="checkbox"/> Miscellaneous</p> <p><input type="checkbox"/> Conditional Use</p> <p><input type="checkbox"/> Interpretation</p> <p><input type="checkbox"/> Approved</p> <p><input type="checkbox"/> Denied</p> <p>Date:</p>	<p><b>Historic Preservation</b></p> <p><input checked="" type="checkbox"/> Not in Dist or Landmark</p> <p><input type="checkbox"/> Does not Require Review</p> <p><input type="checkbox"/> Requires Review</p> <p><input type="checkbox"/> Approved</p> <p><input type="checkbox"/> Approved w/Conditions</p> <p><input type="checkbox"/> Denied </p> <p>Date:</p>
	<b>CERTIFICATION</b>		

I hereby certify that I am the owner of record of the named property, or that the proposed work is authorized by the owner of record and that I have been authorized by the owner to make this application as his authorized agent and I agree to conform to all applicable laws of this jurisdiction. In addition, if a permit for work described in the appication is issued, I certify that the code official's authorized representative shall have the authority to enter all areas covered by such permit at any reasonable hour to enforce the provision of the code(s) applicable to such permit.


SIGNATURE OF APPLICANT	ADDRESS	DATE	PHONE
RESPONSIBLE PERSON IN CHARGE OF WORK, TITLE		DATE	PHON





FILL IN AND SIGN WITH INK

# APPLICATION FOR PERMIT HEATING OR POWER EQUIPMENT



To the INSPECTOR OF BUILDINGS, PORTLAND, ME.

The undersigned hereby applies for a permit to install the following heating, cooking or power equipment in accordance with the Laws of Maine, the Building Code of the City of Portland, and the following specifications:

Location / CBL 22-J-5 Use of Building LIVING Date 15 JUL 2011  
 Name and address of owner of appliance RACHEL FLEHUNGER  
58 E OXFORD STREET PORTLAND, ME  
 Installer's name and address CHARLES FORTIKI / BRIAN WITKOWSKI  
 Telephone 318-6348

### Location of appliance:

- Basement
- Floor WALL/BATH RIM
- Attic
- Roof

### Type of Fuel:

- Gas
- Oil
- Solid

### Appliance Name:

U.L. Approved  Yes  No

Will appliance be installed in accordance with the manufacture's installation instructions?  Yes  No

IF NO Explain: \_\_\_\_\_

### The Type of License of Installer:

- Master Plumber # \_\_\_\_\_
- Solid Fuel # \_\_\_\_\_
- Oil # \_\_\_\_\_
- Gas # PNT 1298
- Other \_\_\_\_\_

### Type of Chimney:

- Masonry Lined  
Factory built \_\_\_\_\_

- Metal  
Factory Built U.L. Listing # \_\_\_\_\_

- Direct Vent  
Type \_\_\_\_\_ UL# \_\_\_\_\_

### Type of Fuel Tank

- Oil
- Gas

Size of Tank \_\_\_\_\_

Number of Tanks \_\_\_\_\_

Distance from Tank to Center of Flame \_\_\_\_\_ feet.

Cost of Work: \$ 6,500

Permit Fee: \$ \_\_\_\_\_

RECEIVED

JUL 15 2011

Dept. of Building Inspections  
City of Portland, Maine

### Approved

Fire: \_\_\_\_\_

Ele.: \_\_\_\_\_

Bldg.: \_\_\_\_\_

### Approved with Conditions

- See attached letter or requirement

Inspector's Signature \_\_\_\_\_

Date Approved \_\_\_\_\_

Signature of Installer \_\_\_\_\_

Exhibit "A"  
Rachel Flehinger  
58E Oxford St.  
Portland, Me.

4 / 14 / 11

### **Specifications for 58E Oxford St. Portland, Me.**

#### Install new vinyl siding full coverage.

Repair siding by installing new vinyl siding to entire structure.

1. Prepare walls by removing existing siding to provide smooth surface.
2. Install new 1/4", 3/8" Amocor fanfold underlayment extruded Polystyrene insulation according to the manufacturer's specifications. All joints will be sealed with 3M contractor sheathing tape. All cuts at windows and doors will be cleanly cut and closely fitted.
3. Install all required Spruce laths or starter strips.
4. Double five (10") vinyl siding [Alcoa Liberty, Certainteed or approved equal] shall be installed in accordance with manufacturer's specifications. Owner to select color from manufacturer's standard colors.
5. Work to include all starter strips, J molding and corner boards.
6. Exterior doors, window sills, jambs and header will be covered with white aluminum coil stock using color coordinated nails.
7. Install new ventilated vinyl soffit, aluminum coil stock fascia & rake [Bird, Mastic, Alside or approved equal] to entire roof line according to the manufacturer's specifications.
8. Install new 4" x 5" aluminum [.027 gauge] gutter to the front of the house [Alcoa, Alside or equal], properly pitched, according to the manufacturer's specifications. Work to include all required hangers, clamps, connectors, downspout and extensions. Downspout to be sized according to roof area being drained. Color of gutter system to be selected by owner from manufacturer's standard colors.

### **Heating System**

#### Install forced hot water heating system / gas.

Repair defective heating system by dismantling and removing from the premises the existing boiler

1. Supply and install one complete new gas-fired, forced hot water boiler of sufficient capacity to heat each inhabitable room to a minimum of 68 degrees Fahrenheit. Boiler will be wall hung.
2. Boiler to be direct vent system Pensioze, Crown or approved equal.
3. Boiler will have domestic hot water on demand.
4. Install all required safety valves, switches, new round dial type thermostat [Honeywell, Robertshaw or approved equal] and wiring to service unit.
5. Make any necessary repairs to baseboard radiation to put in good working order. New unit to be complete and operating according to the manufacturer's specifications. All work to conform to city and state codes.

6. Make all required gas connections to unit. Before firing, unit to be inspected for safety by Northern Utilitie. **All operations and maintenance manuals are to be given to the owner.**

Install new heating zone.

1. 2<sup>nd</sup> floor baseboard radiation shall be properly connected to a new round dial thermostat [ Honeywell, Robertshaw or approved equal ] and the existing boiler. New zone is to be installed in accordance with manufacturer's specifications and all city and state codes.
2. Install new circulator and all necessary controls and wiring.

### **Electrical**

Replace existing outlet / install new GFCI outlet exterior

1. Replace existing outlet on side of house with new GFCI outlet [GE, Leviton or equal]. All products to be U. L. listed.

### **Plumbing**

Install new faucet bathroom.

1. Install new chrome plated faucet [single lever / two lever / twins [to match existing] with metal connections under a \$75.00 fixture allowance according to the manufacturer's specification and the Maine State Plumbing Code. Unit to be Moen, Peerless, Delta or approved equal.

### **Heat Loss Analysis**

1. Install new R-30 min attic hatch, with new jamb, casing and weather stripping as necessary for air tight seal.
2. Install jamb applied weather stripping to exterior entrance doors.
3. Air seal and weather strip crawl space access door.
4. Insulate crawl space perimeter with R10 vinyl wrapped fiberglass blanket .Removable covers shall be installed over vent panels.
5. Cover the exposed areas of dirt on the crawl space floor with 6 mil poly.
6. Hard pipe the dryer to the exterior.