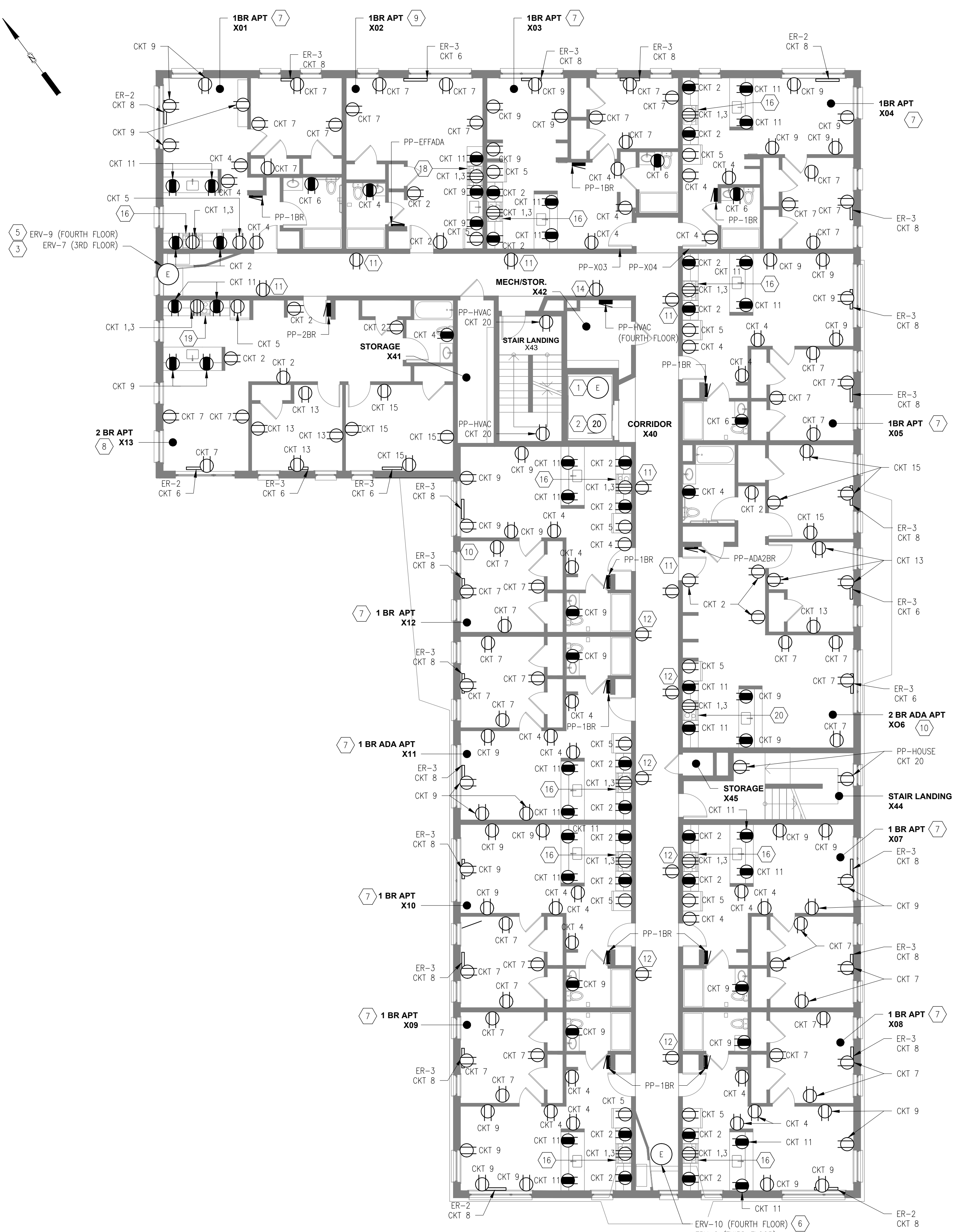


GENERAL NOTES

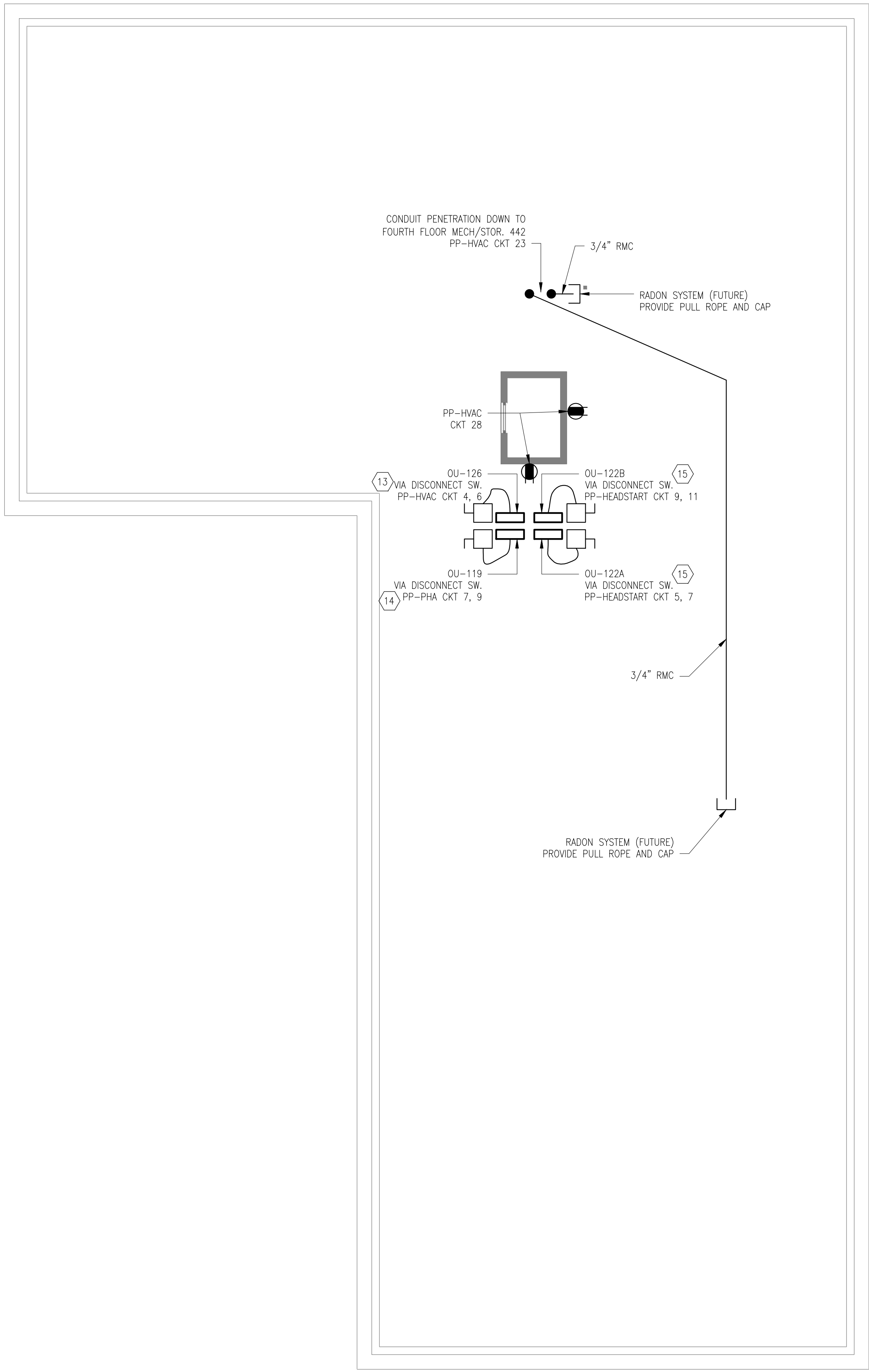
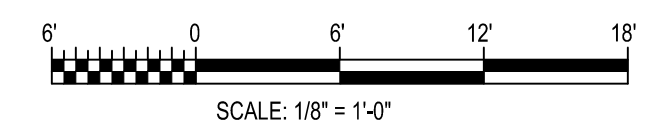
- 1. ALL CIRCUITING SHOWN IN APARTMENTS SHALL BE ROUTED TO THE PANEL LOCATED WITHIN THE APARTMENT.
- 2. ALL RECEPTACLES SHALL BE WIRED USING 2#12CU, W/#12GND CU
- 3. ALL RANGE RECEPTACLES SHALL BE WIRED USING 3#8CU, W/#10GND CU
- 4. SEE SHEET E600 & E601 FOR PANEL SCHEDULES.
- 5. SEE SHEET E201 FOR PANEL FEEDER SIZING.
- 6. PROVIDE AIR SEALED ELECTRICAL BOXES FOR ANY PENETRATION OF APARTMENT UNIT TO UNIT; UNIT TO CORRIDOR; UNIT TO EXTERIOR OR FLOOR TO FLOOR FOR LIGHTING, RECEPTACLES AND ANY OTHER ELECTRICAL EQUIPMENT.

KEY NOTES

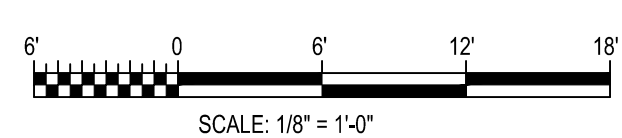
- 1. WIRE SHORT TRIP CIRCUIT FOR ELEVATOR AT TOP OF HOIST WAY TO CIRCUIT 1 OF PP-HVAC, USING 2#12 W/#12GND.
- 2. PROVIDE WIRE SHORT TRIP BREAKER FOR ELEVATOR MOTOR TO CIRCUITS 1, 3, 5 OF PP-HVAC, USING 4#8 W/#10GND, 1" CND.
- 3. ERV-7 LOCATED ON THIRD FLOOR SHALL BE WIRED TO PP-HVAC CKT 7, 9.
- 4. ERV-8 LOCATED ON THIRD FLOOR SHALL BE WIRED TO PP-HVAC CKT 11, 13.
- 5. ERV-9 LOCATED ON THIRD FLOOR SHALL BE WIRED TO PP-HVAC CKT 15, 17.
- 6. ERV-10 LOCATED ON THIRD FLOOR SHALL BE WIRED TO PP-HVAC CKT 19, 21.
- 7. APARTMENTS X01, X03, X04, X05, X06, X07, X08, X09, X10, X11, X12 REFER TO PP-1BR ON SHEET E600 FOR PANEL SCHEDULE.
- 8. APARTMENT X13 REFER TO PP-2BR ON SHEET E600 FOR PANEL SCHEDULE.
- 9. APARTMENT X02 REFER TO PP-EFFADA ON SHEET E600 FOR PANEL SCHEDULE.
- 10. APARTMENT X06 REFER TO PP-ADA2BR ON SHEET E600 FOR PANEL SCHEDULE.
- 11. WIRE TO CIRCUIT 25 OF PP-HOUSE FOR SECOND FLOOR RECEPTACLES. WIRE TO CIRCUIT 14 OF PP-HVAC FOR THIRD FLOOR RECEPTACLES. WIRE TO CIRCUIT 18 OF PP-HVAC FOR FOURTH FLOOR RECEPTACLES.
- 12. WIRE TO CIRCUIT 27 OF PP-HOUSE FOR SECOND FLOOR RECEPTACLES. WIRE TO CIRCUIT 16 OF PP-HVAC FOR THIRD FLOOR RECEPTACLES. WIRE TO CIRCUIT 20 OF PP-HVAC FOR FOURTH FLOOR RECEPTACLES.
- 13. INSTALL GFI TYPE RECEPTACLE MIN 1, WITHIN 25 FT. OF ANY ROOFTOP MECHANICAL EQUIPMENT IN ACCORDANCE WITH NEC.
- 14. OU-119 AND ASSOCIATED DISCONNECT SWITCH ARE PART OF THE PORTLAND HOUSING AUTHORITY ALTERNATE BID.
- 15. OU-122A, OU-122B AND ASSOCIATED DISCONNECT SWITCH ARE PART OF THE HEAD START ALTERNATE BID.
- 16. WIRE RANGE HOOD TO PP-1BR CKT 12.
- 17. WIRE RANGE HOOD TO PP-EFF CKT 10.
- 18. WIRE RANGE HOOD TO PP-EFFADA CKT 10.
- 19. WIRE RANGE HOOD TO PP-2BR CKT 10.
- 20. WIRE RANGE HOOD TO PP-ADA2BR CKT 10.



TYPICAL POWER PLAN SECOND THROUGH FOURTH FLOORS



POWER PLAN ROOF



KAPLAN THOMPSON
ARCHITECTS
424 FORE ST.
PORTLAND, ME 04101
P: 207-842-2888

PORTLAND HOUSING
MAINE
14 BAXTER BLVD
PORTLAND, ME 04101
P: 207.773.4753

AVESTA
HOUSING
307 CUMBERLAND AVE
PORTLAND, ME 04101
P: 207.553.7777

CARROLL ASSOCIATES
LANDSCAPE ARCHITECTS
217 COMMERCIAL STREET, STE 200
PORTLAND, MAINE 04101
207.772.1522 V. F. 207.772.0712

BECKER
25 YORK ST.
PORTLAND, ME 04101
P: 207.879.1838

RANSOM
Consulting Engineers
and Scientists
400 COMMERCIAL ST.
SUITE 404
PORTLAND, ME 04101
P: 207.772.2891

APEX
ENGINEERING
190 US ROUTE ONE
PMB 346 FALMOUTH, ME
04105
P: 207.847.3445

100% ISSUE FOR
CONSTRUCTION

Project:
BAYSIDE ANCHOR
PHDC & Avesta
81 East Oxford Street
Portland, ME

Drawing: ELECTRICAL - POWER PLANS SECOND THRU FOURTH FLOORS & ROOF
Scale: AS NOTED
Date: 9/1/15
Drawn by: ACY
Revised:
E101

