Reviewed for Code Compliance
Inspections Division
Approved with Conditions

Date: 05/31/16

HYDRAULIC DESIGN DATA	
System # & Area	#1 - #3 ATTIC
No. of Sprinklers	7
Density	0.10 GPM
Designed Area	7 SPRINKS
Hose Allowance	100 GPM
Water Flow Rate	280 GPM
Residual Pressure at Base of Riser	79 PSI
Safety Factor at Base of Riser	7.08 PSI

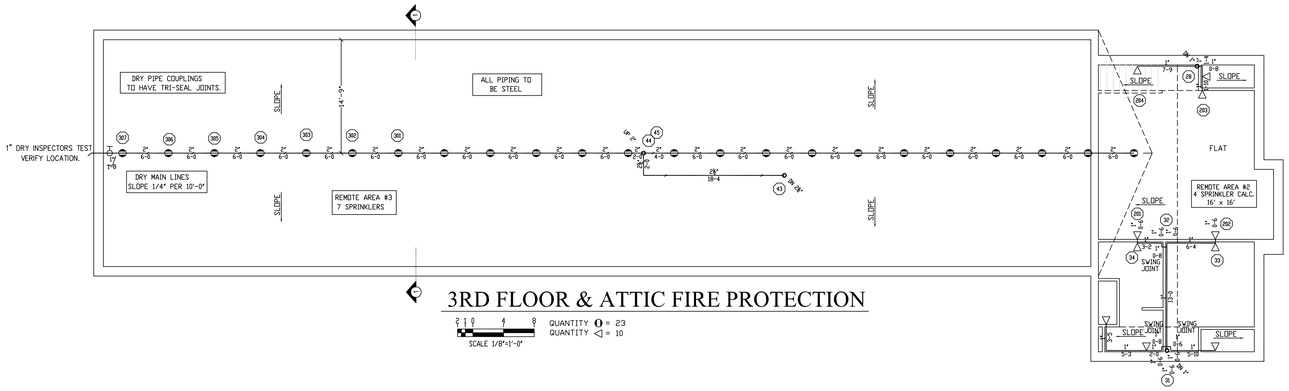

3RD FLOOR & ATTIC FIRE PROTECTION

SCALE 1/8"=1'-0"

QUANTITY O = 23
QUANTITY ◁ = 10

HYDRAULIC DESIGN DATA	
System # & Area	#1 - #2 3RD FLOOR
No. of Sprinklers	4
Density	0.10 GPM
Designed Area	4 SPRINKS
Hose Allowance	N/A GPM
Water Flow Rate	65 GPM
Residual Pressure at Base of Riser	77 PSI
Safety Factor at Base of Riser	8.50 PSI

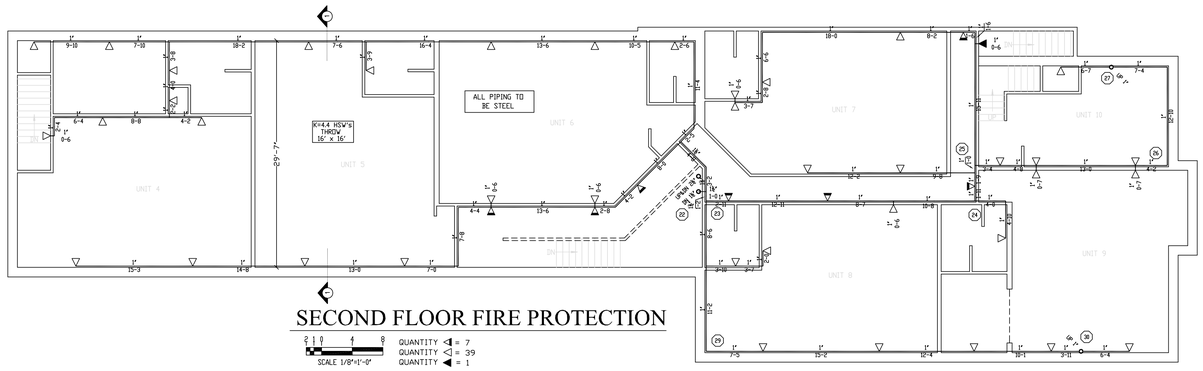

SECOND FLOOR FIRE PROTECTION

SCALE 1/8"=1'-0"

QUANTITY ◁ = 7
QUANTITY ◁ = 39
QUANTITY ◀ = 1

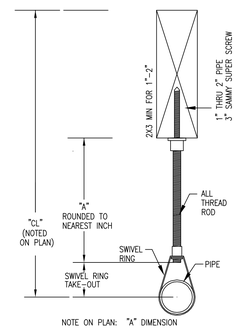

NOTE ON PLAN: "A" DIMENSION
PIPE SIZES 1" THROUGH 2" - ROD SIZE 3/8"

TYPE "P" HANGER

NO SCALE

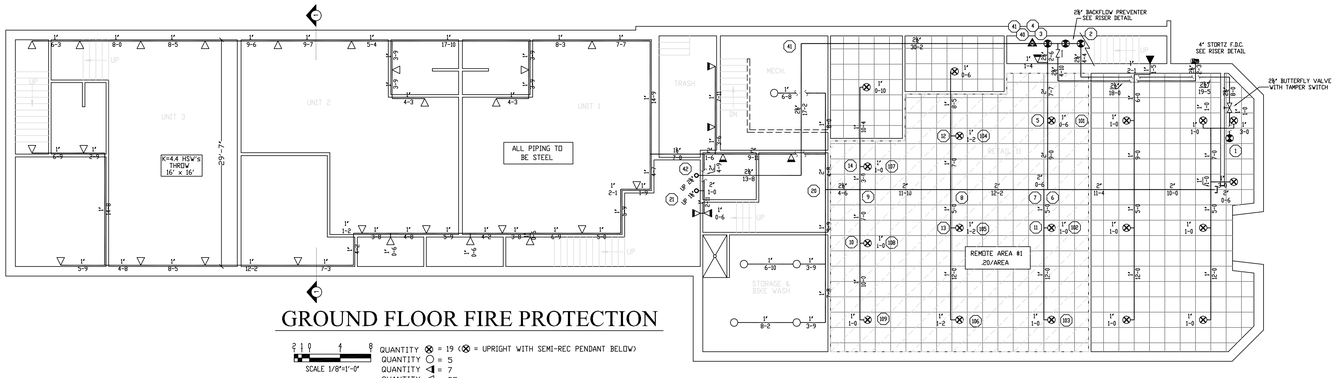

GROUND FLOOR FIRE PROTECTION

SCALE 1/8"=1'-0"

QUANTITY ⊗ = 19 (⊗ = UPRIGHT WITH SEMI-REC PENDANT BELOW)
QUANTITY O = 5
QUANTITY ◁ = 7
QUANTITY ◁ = 25
QUANTITY ◀ = 1

HYDRAULIC DESIGN DATA	
System # & Area	#1 - #1 GROUND FLOOR
No. of Sprinklers	9
Density	0.20 GPM
Designed Area	AREA
Hose Allowance	250 GPM
Water Flow Rate	502 GPM
Residual Pressure at Base of Riser	73 PSI
Safety Factor at Base of Riser	13.35 PSI

⊗ = UPRIGHT WITH SEMI-REC. PENDANT BELOW.

REVISIONS	NOTES
	K=5.6 UPRIGHT & PENDANT SPRINKLER COVERAGE: 15'X15'
	K=5.6 SIDEWALL SPRINKLER COVERAGE: 14'X14'
	K=4.4 SIDEWALL SPRINKLER COVERAGE: 16'X16'

HEAD COUNT

SPRINKLER TYPE	IDENTIFICATION NO.	MFG.	ESC.	MODEL	FINISH	ORIFICE	TEMP.	SYMBOL	QUANT.
ATTIC SPRINKLER K= 5.6	TY3180	TYCO	N/A	BB1	BRASS	1/2"	212°	⊖	23
QUICK RESP. UPRIGHT K= 5.6	TY3131	TYCO	N/A	TY-FRB	BRASS	1/2"	155°	○	24
QUICK RESP. PENDANT K= 5.6	TY3231	TYCO	2 PIECE	TY-FRB	WHITE	1/2"	155°	⊙	19
QUICK RESP. SIDEWALL K= 5.6	TY 3331	TYCO	N/A	TY-FRB	BRASS	1/2"	155°	◁	14
QUICK RESP. SIDEWALL K= 4.4	TY2334	TYCO	2 PIECE	LF11	WHITE	1/2"	155°	◁	74
DRY SIDEWALL K= 5.6	TY 3335	TYCO	N/A	DS-1	BRASS	1/2"	155°	◀	2
TOTAL SPRINKLERS THIS DRAWING									156

STANDARD SYMBOLS

- POST INDICATOR VALVE
- KEY VALVE
- FIRE HYDRANT
- FIRE DEPT. CONNECTION
- O.S. & Y GATE VALVE
- SWING CHECK VALVE
- NEW UNDERGROUND
- EXIST UNDERGROUND

STANDARD SYMBOLS

- ALARM CHECK VALVE
- RISER W/ALARM VALVE
- RISER W/DRY VALVE
- RISER W/ELEC. FLOW SWITCH
- RISER W/DELUGE VALVE
- WATER MOTOR BELL
- ELECTRIC BELL
- FLUSH FIRE DEPT. CONNECTION

INSPECTIONS	
1.	
2.	
3.	
4.	
5.	
RESPONSIBLE MANAGING SUPERVISOR #348	
CONTRACTOR LICENSE #295	

EAST END LOFTS
273 CONGRESS STREET
PORTLAND, MAINE 04101

FIRE PROTECTION PLAN

FREEDOM FIRE PROTECTION, INC.
209 QUAKER RIDGE ROAD
CASCO, MAINE 04015

JOB No.	M0244
DATE	5/6/16
DRAWN BY	MJN
SCALE	AS NOTED
SHEET No.	FP-2of2