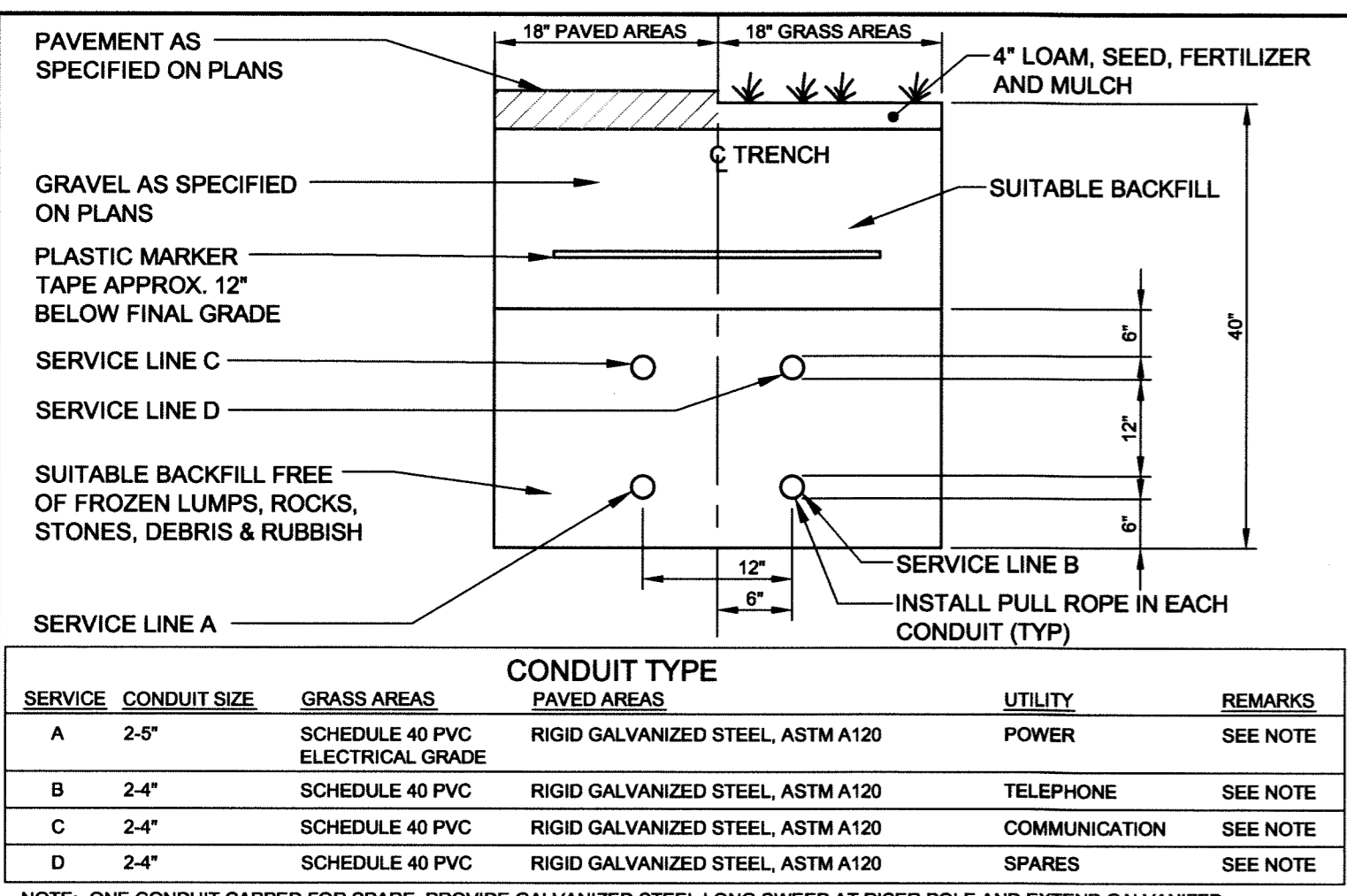


NOTE: SERVICES TO BE SIMILAR EXCEPT MINIMUM PAY WIDTH IS 2 1/2 FT. WHERE APPLICABLE

SCHEDULE OF BASE BACKFILL				
TYPE OF PIPE	BEDDING MATERIAL	SPECIAL BACKFILL	SPECIAL BACKFILL COVER "A" (IN)	SELECT BACKFILL
CONCRETE	GRANULAR AASHTO M145 49-A-3 OR BETTER	GRANULAR AASHTO M145 49-A-3 OR BETTER	12	GRANULAR AASHTO M145 49-A-3 OR BETTER
PVC	3/4" CRUSHED STONE	GRANULAR AASHTO M145 49-A-3 OR BETTER	6	GRANULAR AASHTO M145 49-A-3 OR BETTER
CMP	3/4" CRUSHED STONE	GRANULAR AASHTO M145 49-A-3 OR BETTER	6	GRANULAR AASHTO M145 49-A-3 OR BETTER
D.I.	GRANULAR AASHTO M145-49-A-3 OR BETTER	GRANULAR AASHTO M145 49-A-3 OR BETTER	6	GRANULAR AASHTO M145 49-A-3 OR BETTER

NOTE: BRACING AND SHEETING OR OTHER TRENCH PROTECTION TO BE PROVIDED TO MEET APPLICABLE STATE AND O.S.H.A. SAFETY STANDARDS. ALL SUCH TRENCH PROTECTION TO BE THE RESPONSIBILITY OF THE CONTRACTOR.

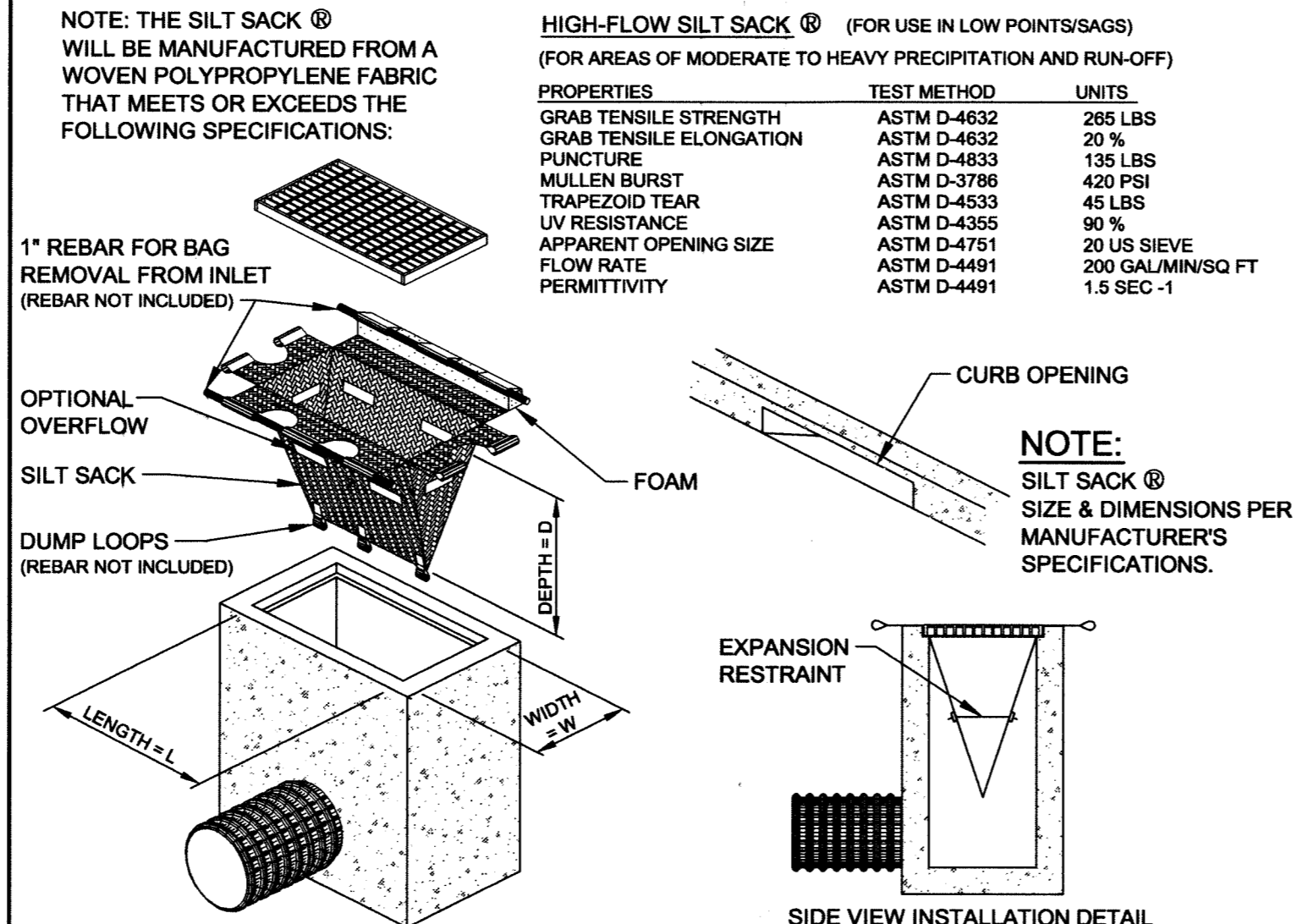
**(A) TYPICAL TRENCH DETAIL**  
N.T.S.



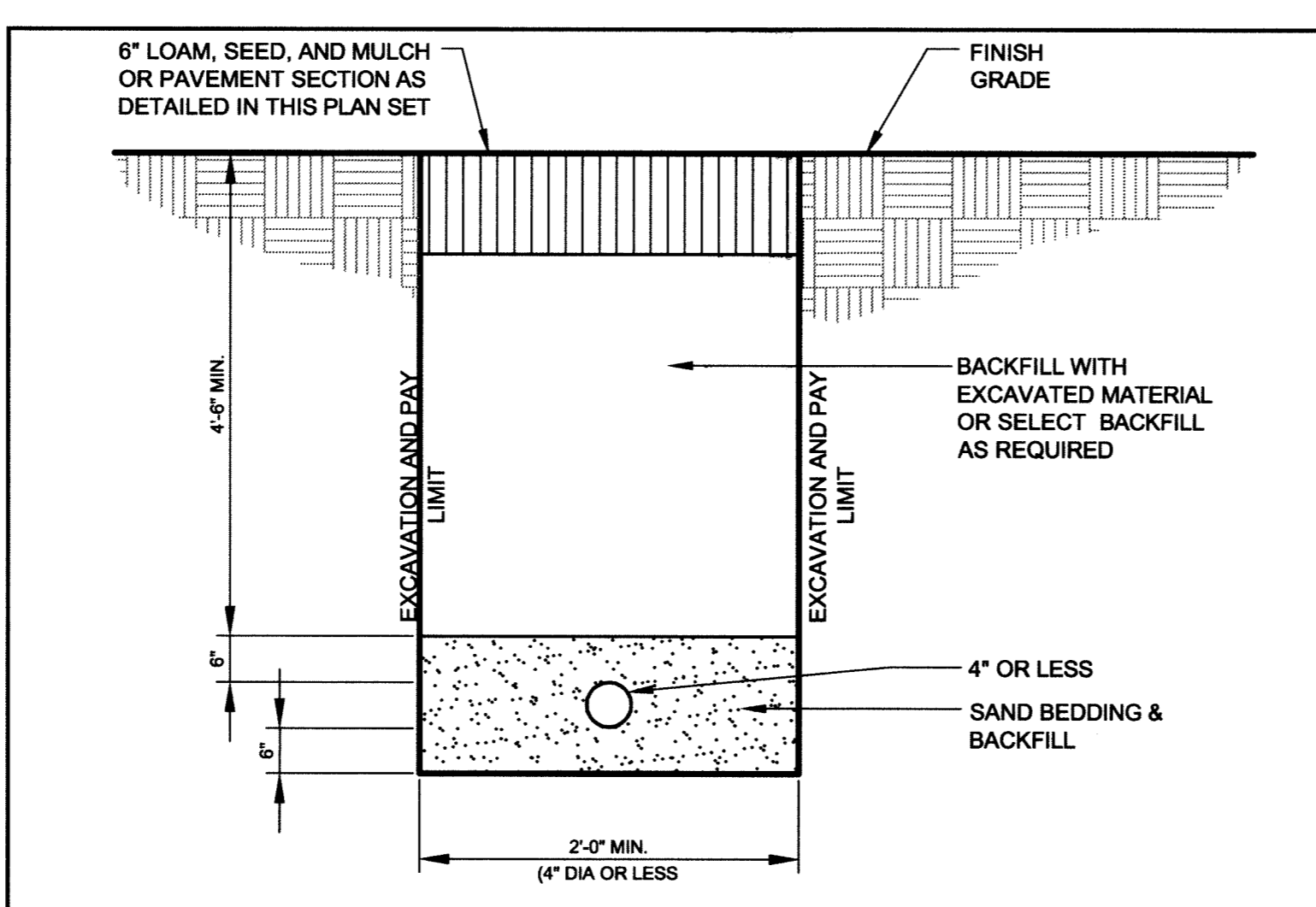
NOTE: ONE CONDUIT CAPPED FOR SPARE. PROVIDE GALVANIZED STEEL LONG SWEEP AT RISER POLE AND EXTEND GALVANIZED CONDUIT TO 10' ABOVE GRADE AT POLE WITH STAND-OFF BRACKETS. COORDINATE WITH ELECTRICAL SITE PLANS BY BARTLETT DESIGN.

**(B) UTILITY TRENCH - PRIMARY ELECTRIC, TELEPHONE & COMMUNICATIONS**  
N.T.S.

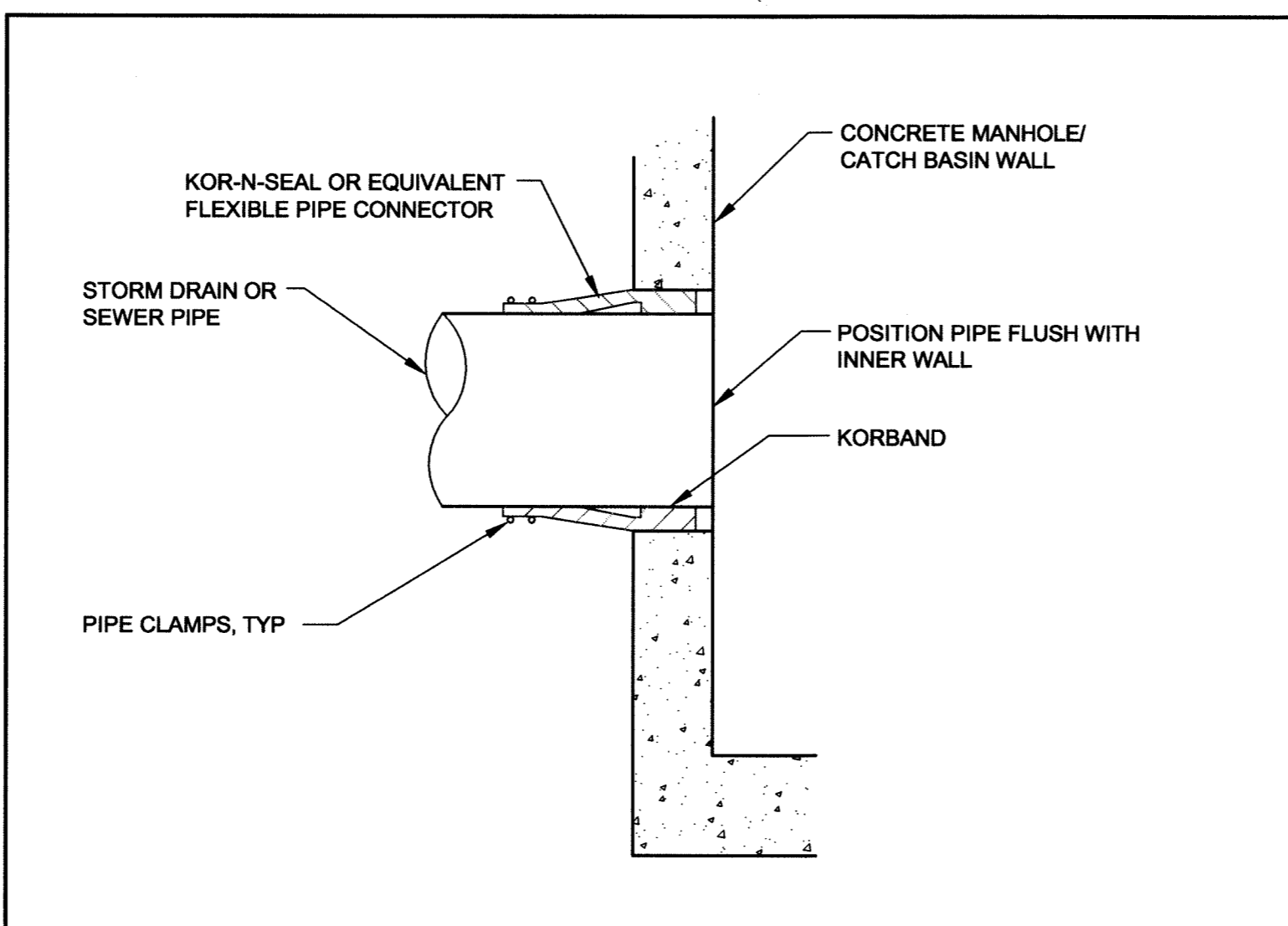
SERVICE	CONDUIT SIZE	GRASS AREAS	CONDUIT TYPE	UTILITY	REMARKS
A	2-6"	SCHEDULE 40 PVC	RIGID GALVANIZED STEEL, ASTM A120	POWER	SEE NOTE
B	2-4"	SCHEDULE 40 PVC	RIGID GALVANIZED STEEL, ASTM A120	TELEPHONE	SEE NOTE
C	2-4"	SCHEDULE 40 PVC	RIGID GALVANIZED STEEL, ASTM A120	COMMUNICATION	SEE NOTE
D	2-4"	SCHEDULE 40 PVC	RIGID GALVANIZED STEEL, ASTM A120	SPARES	SEE NOTE



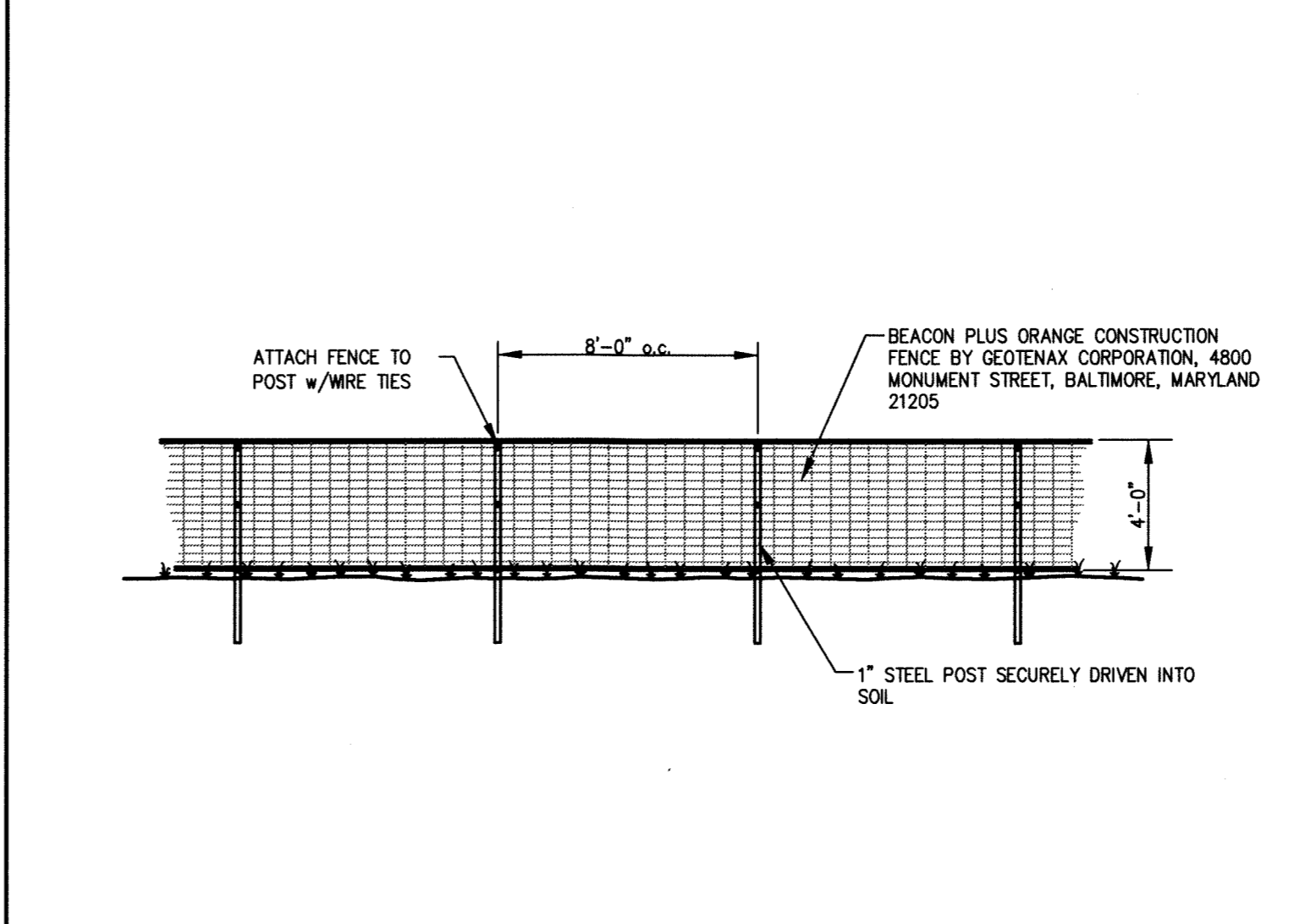
**(C) SILT SACK DETAIL & SPECIFICATIONS**  
N.T.S.



**(D) WATER SERVICE TRENCH DETAIL**  
N.T.S.

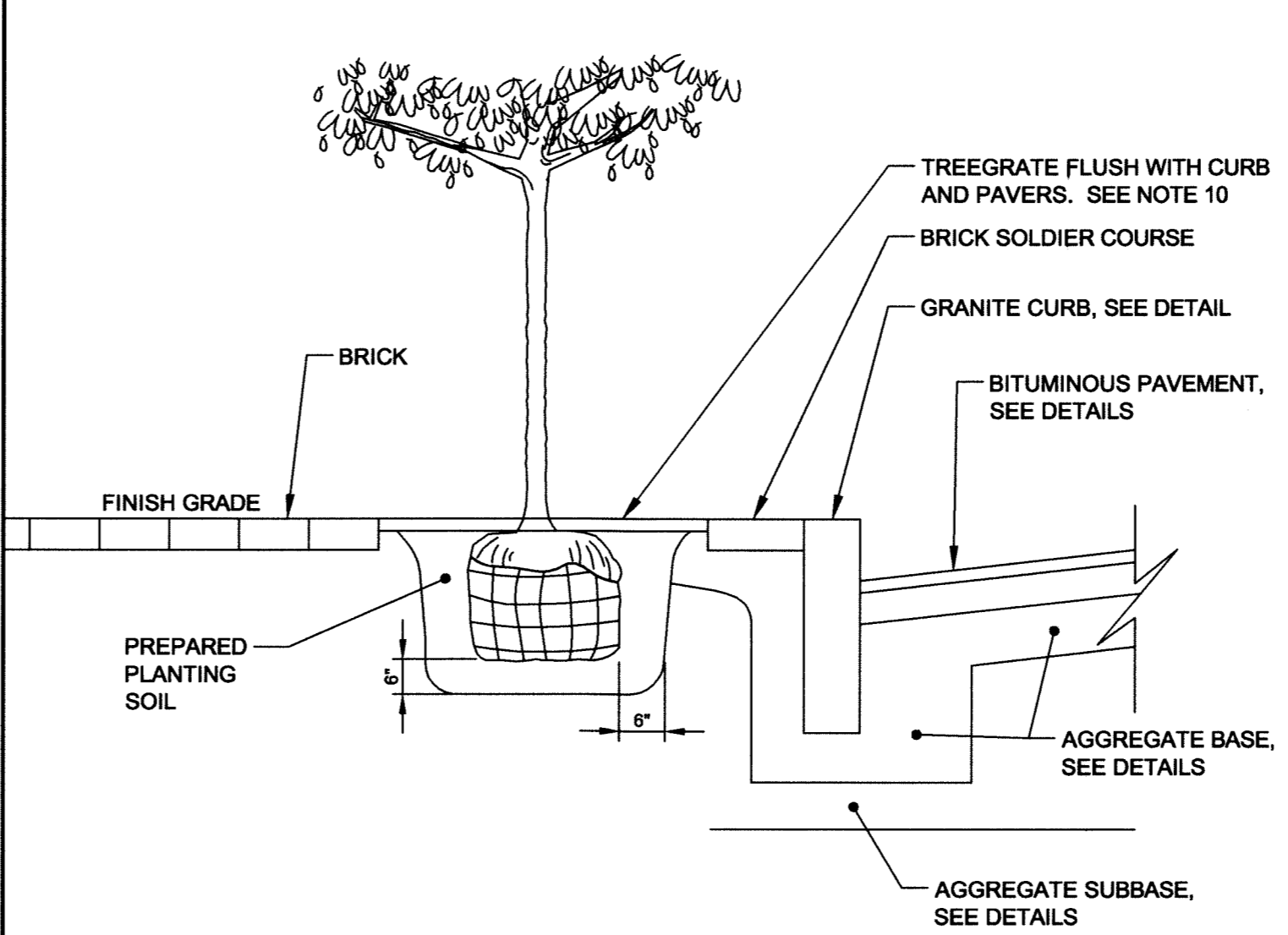


**(E) PIPE CONNECTION TO EXISTING STRUCTURE DETAIL**  
N.T.S.

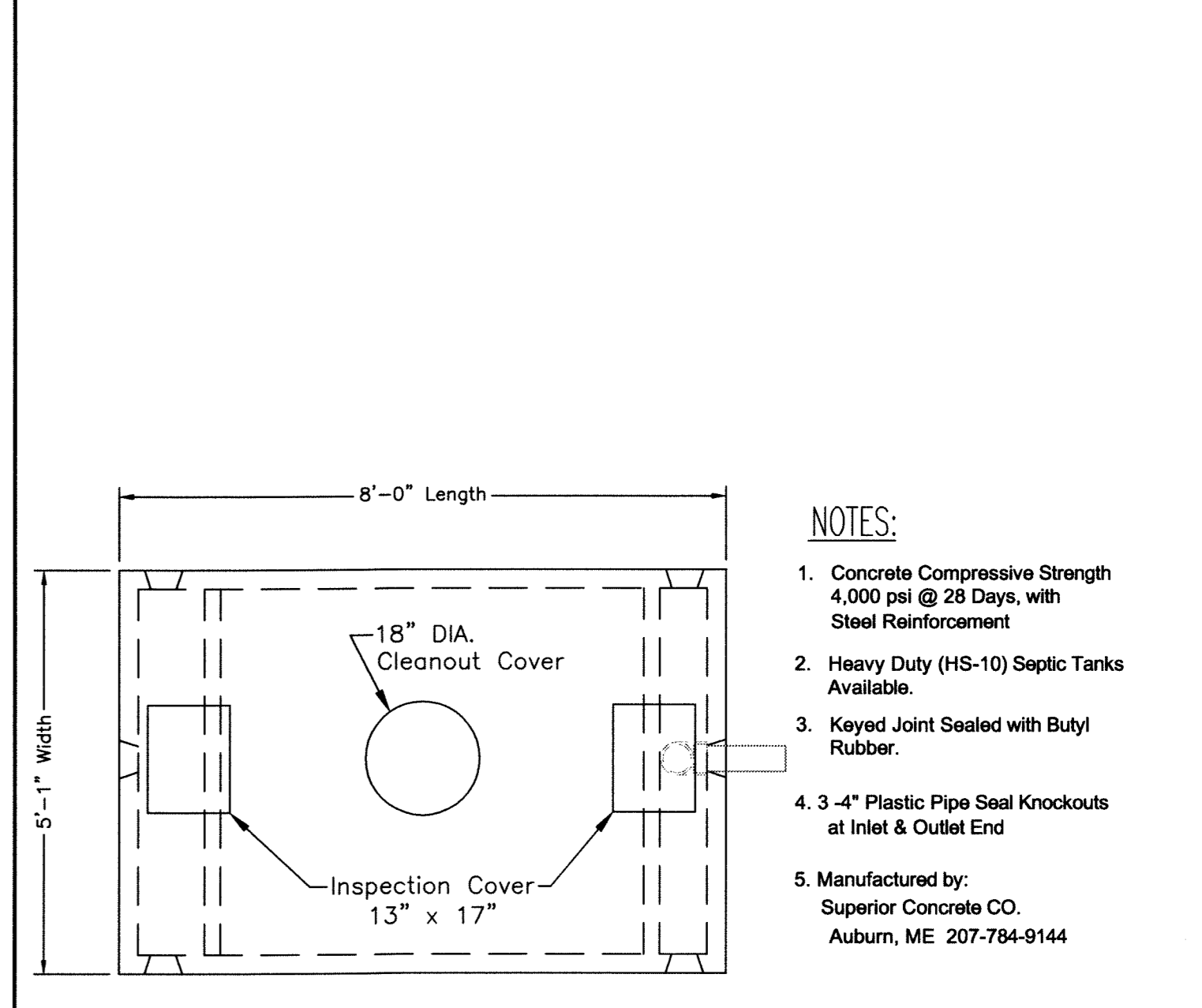


**(F) ORANGE CONSTRUCTION FENCE DETAIL**  
N.T.S.

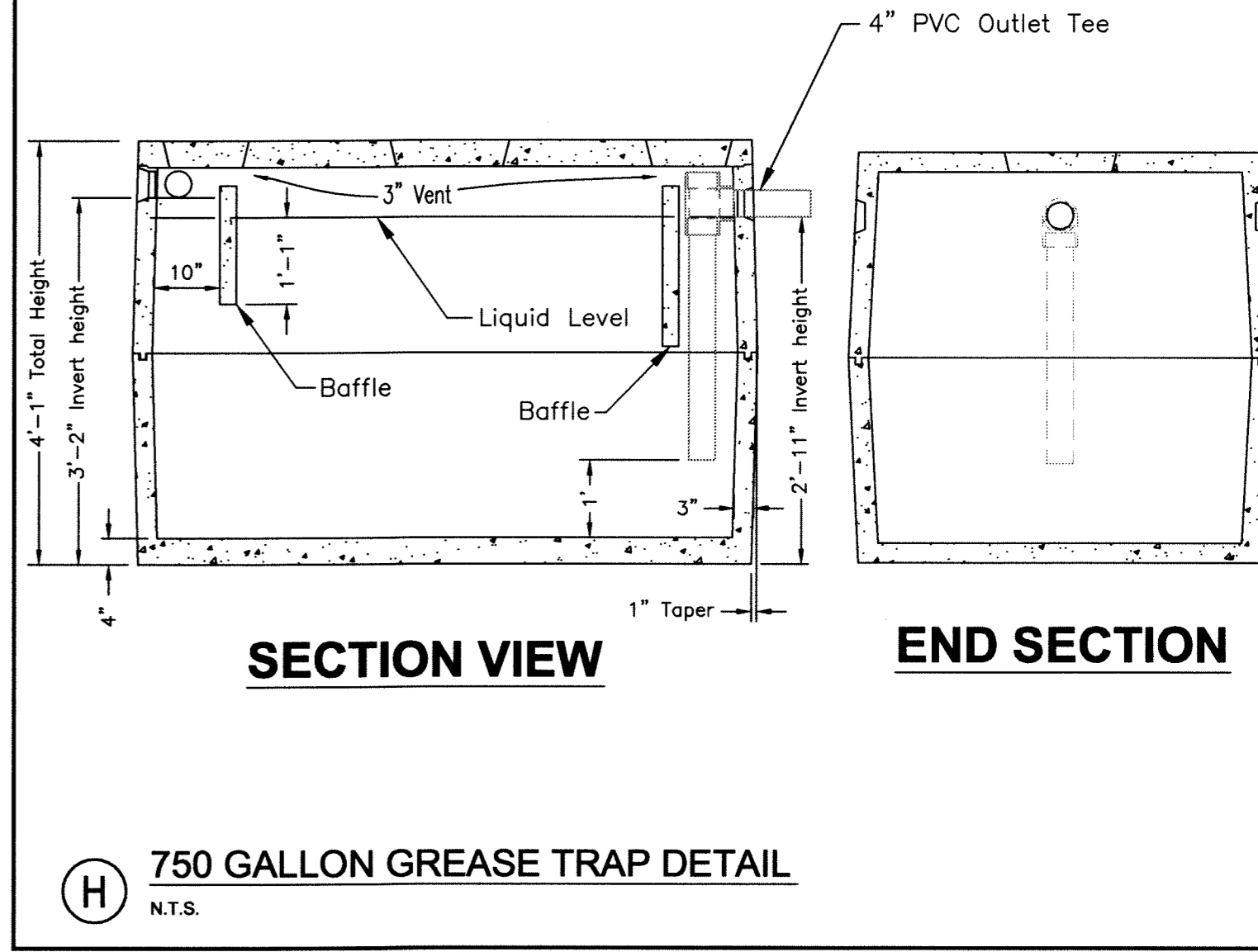
- LANDSCAPE NOTES**
- THE LANDSCAPE CONTRACTOR SHALL BE ADVISED OF THE EXISTENCE OF UNDERGROUND UTILITIES. CONTRACTOR SHALL VERIFY UTILITIES PRIOR TO COMMENCING DIGGING OPERATIONS.
  - THE CONTRACTOR SHALL BE RESPONSIBLE FOR REPAIRING ANY UTILITIES, WALKS, PAVING, CURBING, ETC. DAMAGED IN PERFORMANCE OF THIS JOB AT NO COST TO THE OWNER.
  - ALL PLANT MATERIALS SHALL MEET THE SPECIFICATIONS OF THE "AMERICAN STANDARDS FOR NURSERY STOCK", BY THE AMERICAN NURSERYMAN'S ASSOCIATION, LATEST EDITION.
  - ALL PLANTING SHALL BE COMPLETED IN ACCORDANCE WITH ACCEPTABLE HORTICULTURAL PRACTICES, INCLUDING PROPER BED PREPARATION, SOIL MIX, PRUNING, STAKING, WRAPPING AND OTHER MAINTENANCE UNTIL ACCEPTED BY THE OWNER.
  - ALL GRASS, DEBRIS AND OTHER EXTRANEUS MATERIALS SHALL BE REMOVED FROM THE PLANTING AREAS PRIOR TO INSTALLATION OF PLANT MATERIALS.
  - ALL PLANTS SHALL BE LOCATED IN ACCORDANCE WITH THE PLANS. ANY DEVIATION FROM THESE PLANS SHALL BE APPROVED BY THE OWNER AND LANDSCAPE ARCHITECT PRIOR TO PLANTING.
  - CONTRACTOR SHALL SUPPLY QUANTITIES OF PLANTS SUFFICIENT TO COMPLETE THE WORK INDICATED ON THE PLAN. ANY DISCREPANCY BETWEEN THE PLANT LIST AND PLAN SHALL NOT ENTITLE THE CONTRACTOR TO ADDITIONAL REMUNERATION.
  - NO LANDSCAPING SHALL BE INSTALLED UNTIL FINAL GRADING AND CONSTRUCTION HAS BEEN COMPLETED IN THE IMMEDIATE AREA.
  - PLANTING SOIL MIX SHALL CONSIST OF FOUR PARTS TOPSOIL, TWO PARTS COMPOST AND ONE PART PERLITE. ROTOTILL TO A DEPTH OF 8" MINIMUM.
  - TREE GRATE AND FRAME SHALL BE CAST IRON, R-3738-A2 (60" SQUARE) WITH 4 FOOT HIGH TYPE "C" TREE GUARDS FROM NEENAH FOUNDRY AND INSTALLED PER MANUFACTURER'S RECOMMENDATION.



**(G) TREE PLANTING DETAIL & LANDSCAPE NOTES**  
N.T.S.



**(H) 750 GALLON GREASE TRAP DETAIL**  
N.T.S.



**(H) 750 GALLON GREASE TRAP DETAIL**  
N.T.S.

PROJECT <b>16 MIDDLE STREET PORTLAND, MAINE</b>			<b>FST</b> <b>FAY, SPOFFORD &amp; THORNDIKE</b> ENGINEERS · PLANNERS · SCIENTISTS 778 MAIN ST, SUITE 8, SOUTH PORTLAND, ME 04106
SHEET TITLE <b>UTILITY &amp; MISCELLANEOUS DETAILS</b>			
1	05.05.14	SUBMITTED TO CITY	DRAWN: CDD DESIGNED: JAL CHECKED: JAL FILE NAME: SP-M150-DET
REVISIONS		DATE DESCRIPTION 05.17.14	DATE: MAY 2014 SCALE: N.T.S. JOB NO. SP-M150
CLIENT <b>BATEMAN PARTNERS LLC</b>		P.E. JOSEPH A. LAVERRIERE LIC. #7417	SHEET <b>C-6.1</b>

PRELIMINARY - NOT FOR CONSTRUCTION

R:\SP-M150\_India & Middle St\Cadd\Permit Set\dwg\SP-M150-DET.dwg, C-6.1, MIDDLE ST, 5/17/2014 12:31:46 PM, Dube\_C, 1:1

R:\SP-M150\_India & Middle St\Cadd\Permit Set\dwg\SP-M150-DET.dwg, Dube\_C, 5/17/2014 12:31 PM