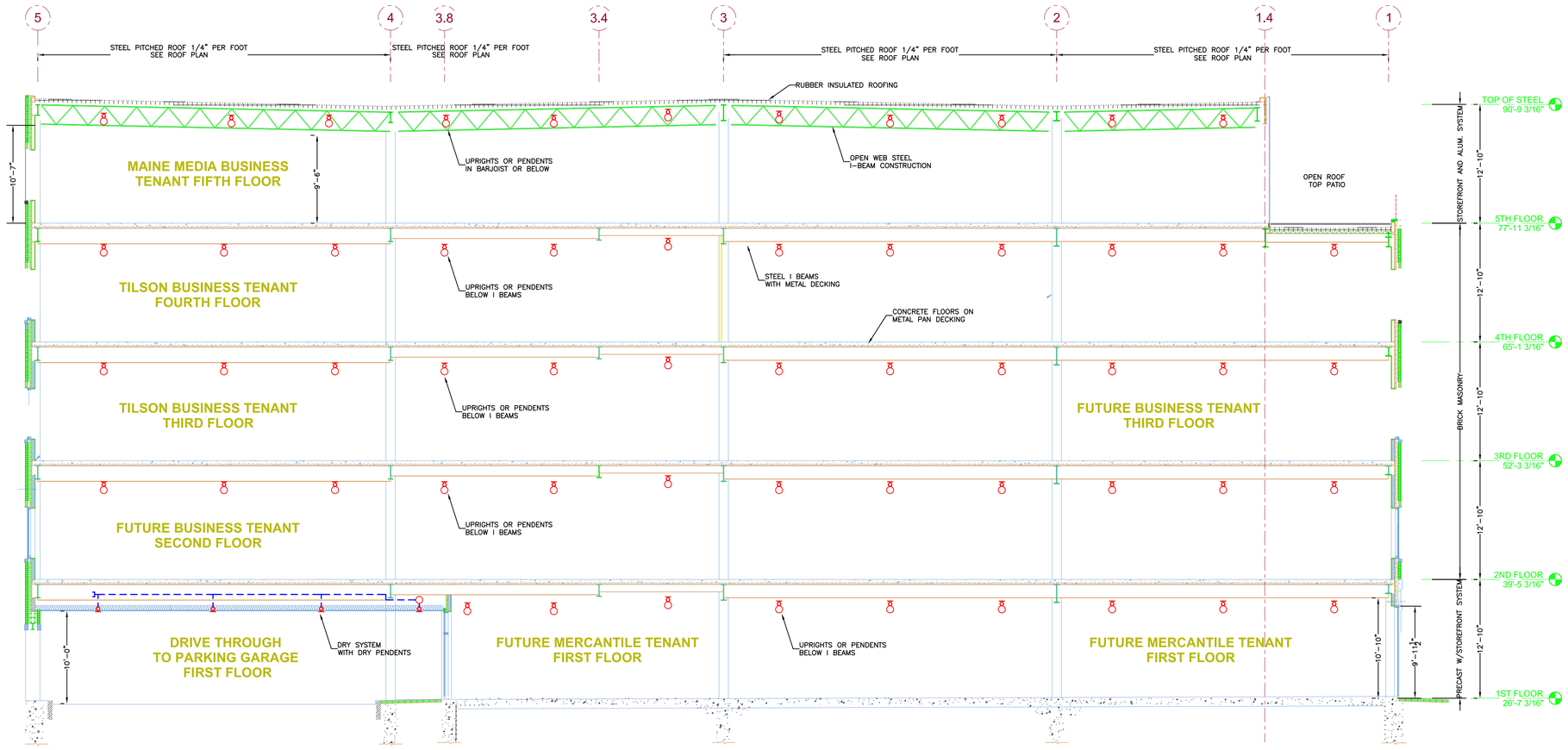

3.1 BUILDING SECTION 'A'
SCALE 1/8" = 1'-0"

COMBINED STANDPIPE DESCRIPTIONS

1. 4" COMBINED STANDPIPE RISER WITH ZONE VALVE PER FLOOR.
2. BUTTERFLY VALVE
3. SWING CHECK VALVE
4. VANE FLOW SWITCH
5. SYSTEM PRESSURE GAUGE
6. TEST N DRAIN W/RELIEF PIPED TO MAIN DRAIN
7. FEED TO FLOOR ZONE
8. STANDPIPE WATER PRESSURE GAUGE
9. 2 1/2" HOSE VALVE 48" AFF.
10. 1 1/2" MAIN DRAIN

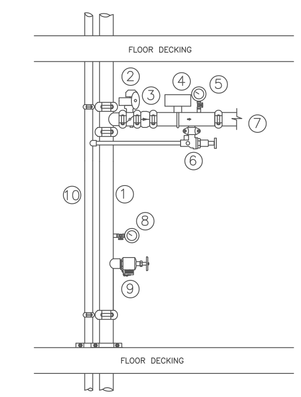

1.3 ZONE DETAIL
SCALE: N.T.S.

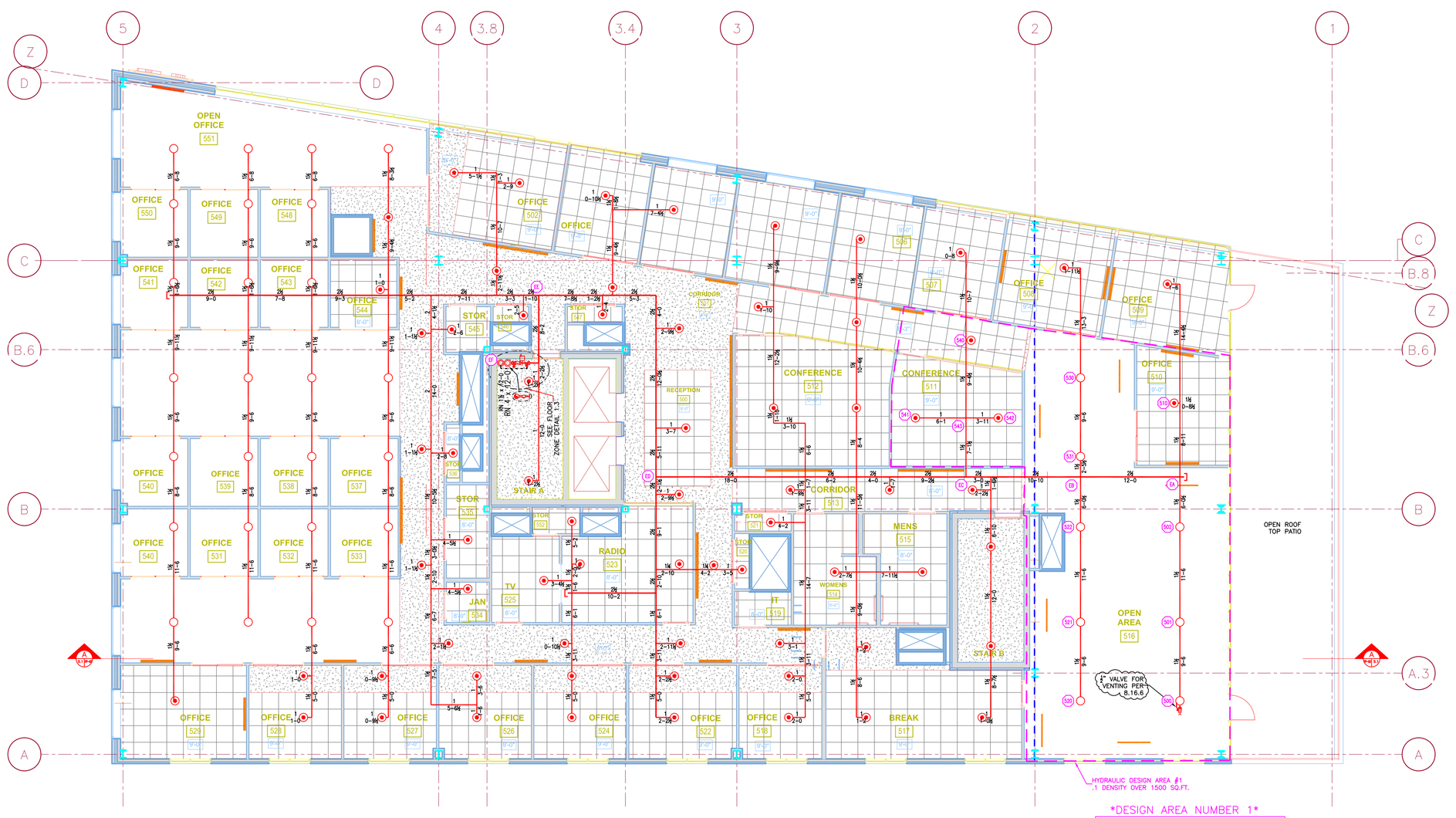

3 5TH FLOOR (ZONE 5)
SCALE 1/8" = 1'-0"
TOTAL PROTECTED AREA: 10,300 SQ.FT.

DESIGN AREA NUMBER 1

HYDRAULIC DESIGN CRITERIA

LOCATION= 5TH FLOOR OFFICE SPACE
TYPE OF SYSTEM= NFPA 13 WET
AREA OF OPERATION= 1500-SQ.FT.
NUMBER OF SPRINKLERS= 12
DENSITY= .1 W/ HOSE DEMAND OF 100 GPM
HAZARD CLASS= LIGHT HAZARD
HEAD SPACING= 225 SQ.FT.

SYSTEM DEMAND INCLUDING HOSE @
BASE OF RISER= 379-GPM 98-PSI
SAFETY MARGIN= 12-PSI

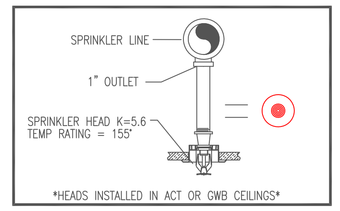

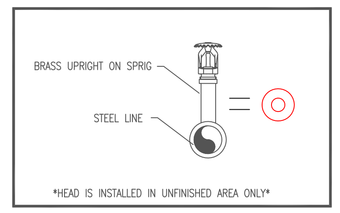

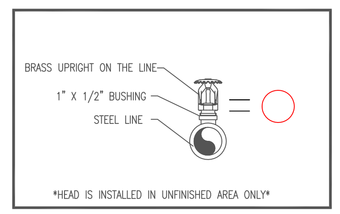

3.2 HEAD DETAILS
SCALE: N.T.S.

HIGH TECH FIRE PROTECTION
P.O. BOX 156
MINOT, ME. 04258-0258
TEL:(207) 998-2551 FAX:(207) 998-4187
MAINE LICENSE # 102

GENERAL CONTRACTOR ON RECORD:
ALLIED COOK CONSTRUCTION
PM: JP SCHWARTZ 415-0080
JS: PAUL HENRICK 303-8699

SPECIAL APPLICATIONS:

LEGEND:

- RN/DN PIPE RISER UP OR DOWN
- AUXILIARY DRAIN
- PROPOSED WET PIPE
- PROPOSED DRY PIPE
- SYSTEM RISER
- PIPE PITCH 1/4 MAINS 1/2 LINES
- HYDRAULIC CALC. POINT

DESIGN & SYSTEM NOTES:

ALL PIPING 1 1/2" & LARGER TO BE SCHEDULE 10 WITH GROOVED DUCTILE IRON FITTING.

ALL PIPING 1 1/4" & SMALLER TO BE SCHEDULE 40 WITH APPROPRIATE FITTING.

POSITION, LOCATION, SPACING, AND USE OF SPRINKLERS SHALL BE IN ACCORDANCE WITH NFPA 13.

POSITION, LOCATION, SPACING, AND USE OF HANGERS SHALL BE IN ACCORDANCE WITH NFPA 13.

HYDRAULIC CALCULATION PROCEDURES HAVE BEEN DONE IN ACCORDANCE WITH NFPA 13. (SEE PLANS FOR LOCATION OF REMOTE AREAS, HYDRAULIC REFERENCE POINTS, AND SYSTEM DEMANDS.)

HIGH TECH FIRE PROTECTION IS TO BEGIN WORK AT 6" MAIN 1' AFF INSIDE OF BUILDING.

DIMENSIONS AND LOCATIONS GIVEN FOR SPRINKLER HEADS AND PIPE MAY VARY TO ACCOMMODATE ACTUAL FIELD CONDITIONS.

OWNER TO PROVIDE ADEQUATE HEAT THROUGHOUT BUILDING TO PROTECT WATER FILLED PIPING AND EQUIPMENT FROM FREEZING TEMPERATURES.

ONLY, TRI-SEAL TYPE COUPLINGS TO BE INSTALLED ON DRY AND OR PRE-ACTION SYSTEMS.

OWNER IS RESPONSIBLE TO MAINTAIN THE SPRINKLER SYSTEM IN ACCORDANCE WITH THE LATEST EDITION OF NFPA 25, "INSPECTION, TESTING, & MAINTENANCE OF WATER-BASED FIRE PROTECTION SYSTEMS" AND/OR ALL APPLICABLE FEDERAL, STATE, AND/OR LOCAL LAWS, CODES AND ORDINANCES.

ALL MECHANICAL, ELECTRICAL AND PLUMBING TRADES TO COORDINATE THEIR WORK WITH SPRINKLER CONTRACTOR.

ALL ELECTRIC WORK IS TO BE DONE BY OTHERS.

HEAD LEGEND:

GLOBE*
MODEL GL5601
26 /155°
K=5.6
1/2" WHITE PENDENT SEMI-RECESSED ESC.
CENTER OF TILE

ON LINE — GLOBE* MODEL GL5615 — ON SPRIG
79 /155°
K=5.6
1/2" BRASS UPRIGHT ON SPRIG OR LINE
DEFLECTORS 1" TO 12" BELOW NON-COMBUSTIBLE CEILINGS

OR APPROVED EQUAL

TOTAL HEADS ON THIS SHEET: 105

SCALE: 2 1 0 4 8
SCALE 1/8"=1'-0"

REVISIONS:
NO. DATE: DESCRIPTION:

DATE: JULY 26, 2017
DESIGNER: ED POULIN (RMS# 515)
NICET LEVEL: IV CERT # 108534
CHECKED BY: J. FOSS

LOCATION:
16 MIDDLE STREET
PORTLAND, ME

DRAWING TITLE:
16 MIDDLE STREET
5TH FLOOR

FIRE PROTECTION PLAN
(NFPA 13 2016ed.)

DRAWING NO.:
FP-03