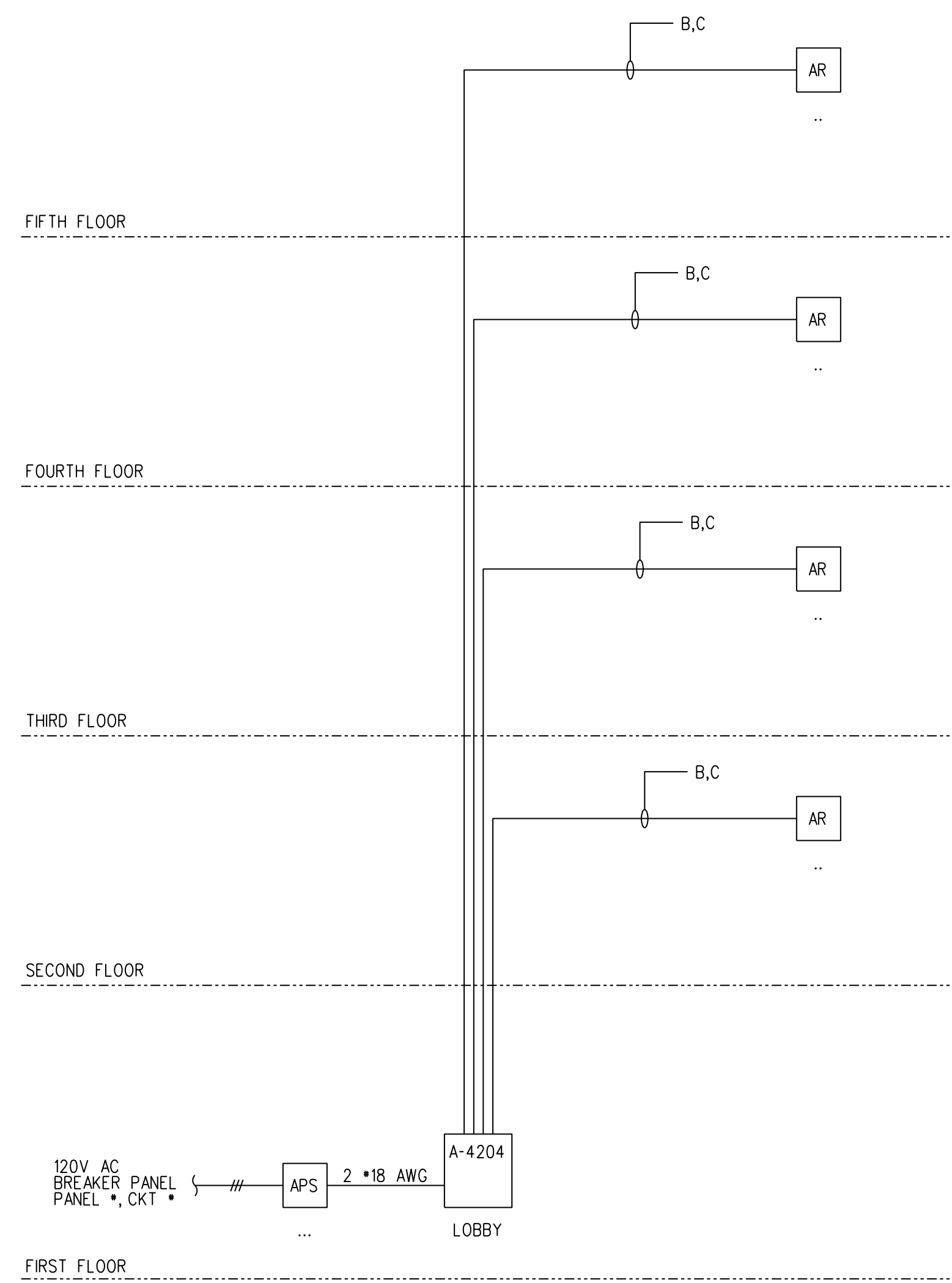
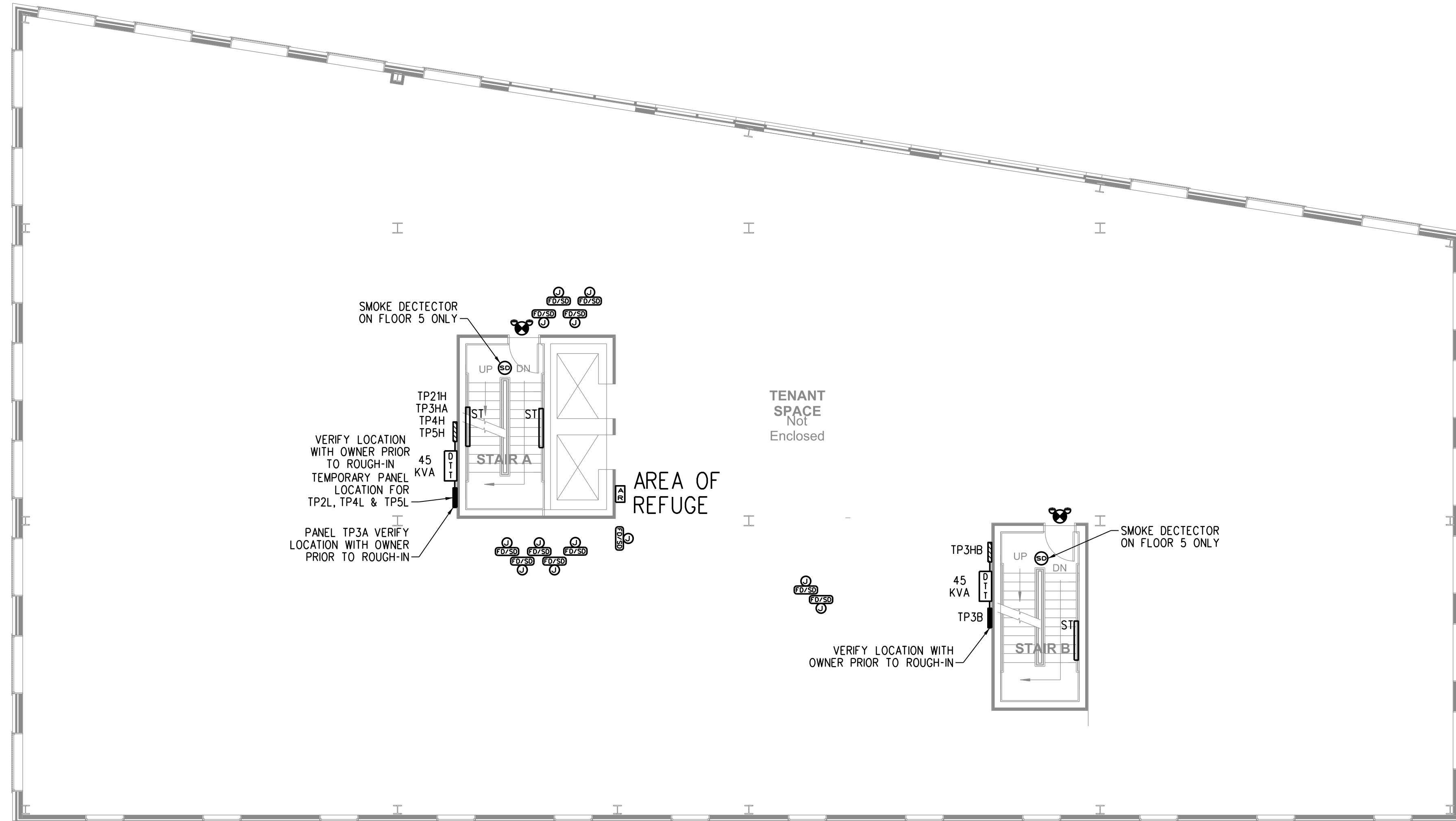


AREA OF REFUGE SYSTEM SYMBOL LEGEND			
A-4204	AREA OF REFUGE ANNUNCIATOR (5-ZONE)	CORNELL A-4204	CORNELL BB-
APS	AREA OF REFUGE 24VDC POWER SUPPLY	CORNELL B-524.3A	SUPPLIED WITH UNIT
AR	AREA OF REFUGE STATION	CORNELL 4201B/V	2-GANG BOX


AREA OF REFUGE WIRE LIST			
B	RESCUE ASSISTANCE STATION - 22 AWG 4 CONDUCTOR NON-SHIELDED NON-PLENUM RATED: CMR ANIXTER SG2204N11 AREA - 0.0172 SQ. INCH	PLENUM RATED: CMP ANIXTER SG2204N22 AREA - 0.0160 SQ. INCH	
C	AUDIO RESCUE ASSISTANCE STATION - 22 AWG 2 CONDUCTOR SHIELDED NON-PLENUM RATED: CMR ANIXTER SG2202S41 AREA - 0.0255 SQ. INCH	PLENUM RATED: CMP ANIXTER SG2202S22 AREA - 0.0120 SQ. INCH	
CONDUIT SIZE	CONDUCTOR AREA	CONDUIT SIZE	CONDUCTOR AREA
1/2"	0.12 SQ INCH X	1-1/4"	0.60 SQ INCH X
3/4"	0.21 SQ INCH X	1-1/2"	0.82 SQ INCH X
1"	0.34 SQ INCH X	2"	1.34 SQ INCH X
X 40% FILL 2005 N.E.C.			
CONTACT YOUR LOCAL SIMPLEXCORNNELL OFFICE FOR ANY CABLE SUBSTITUTIONS			




RISER DIAGRAM  
NOT TO SCALE



TYPICAL FLOOR PLAN  
FLOORS 2 THRU 5  
SCALE: 1/8"=1'-0"



Prepared For: **Archetype**



Consultant:



Project: **16 MIDDLE STREET OFFICE BUILDING**  
MIDDLE STREET  
PORTLAND, MAINE

Revisions:  
06/01/2016: CD ISSUE

Scale: 1/8"=1'-0" U.N.O.

Date: 1 JUNE 2016

TYPICAL FLOOR  
ELECTRICAL PLAN

E1.2