


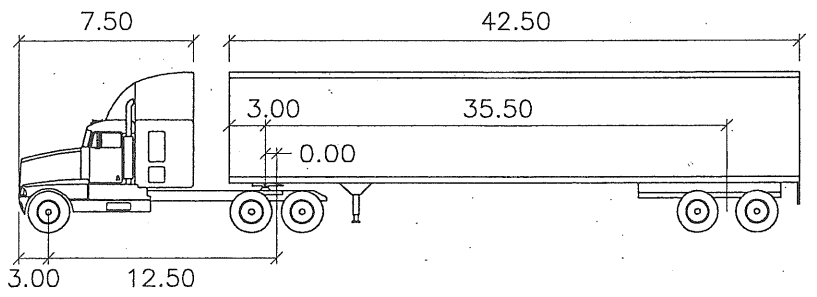
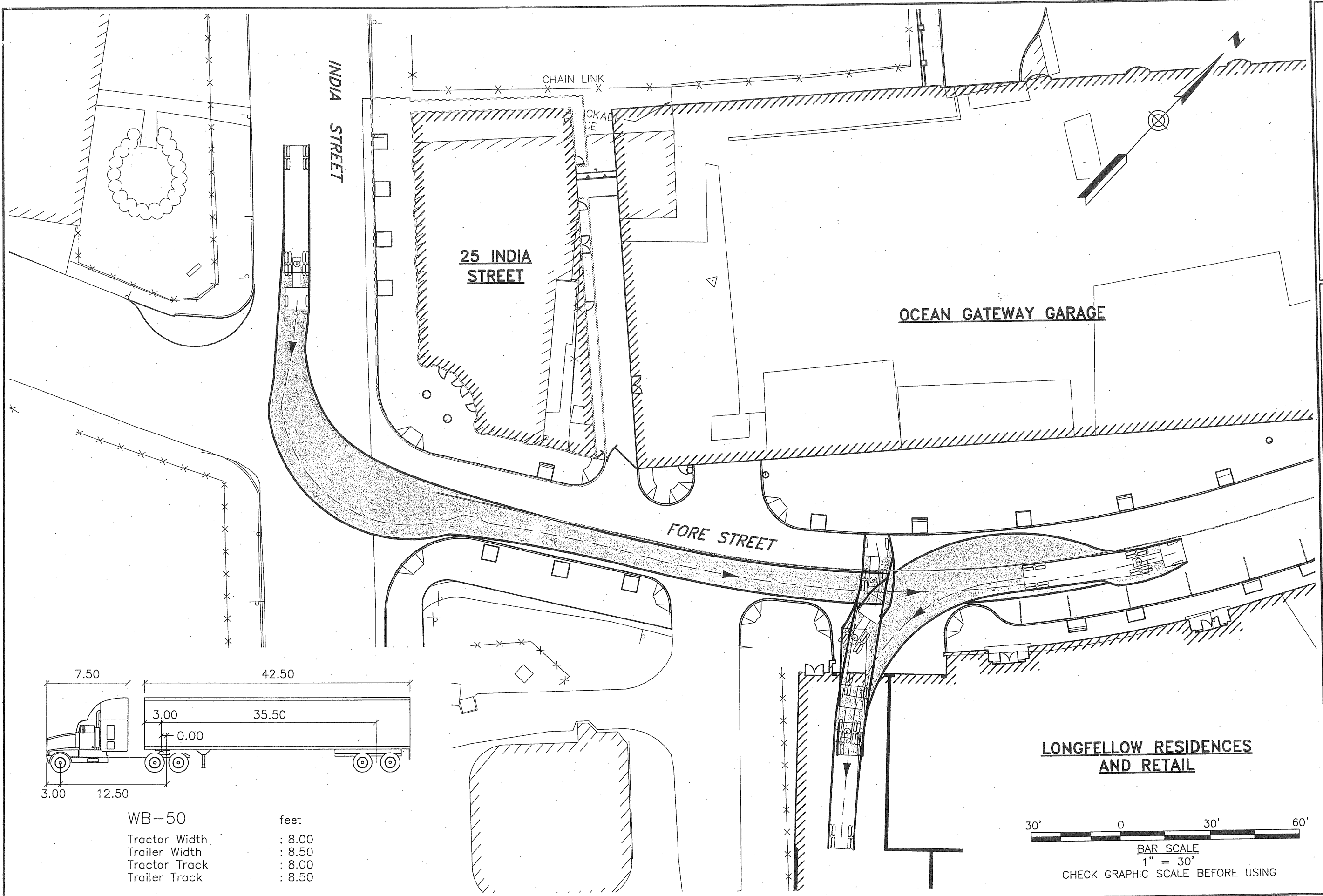
019-A-001-001

1-1 India St, Portland, ME

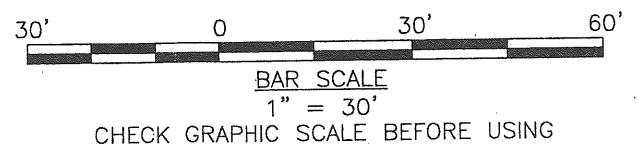
The Longfellow at Ocean Gateway

Riverwalk, LLC





| | |
|---------------|--------|
| WB-50 | feet |
| Tractor Width | : 8.00 |
| Trailer Width | : 8.50 |
| Tractor Track | : 8.00 |
| Trailer Track | : 8.50 |



WOODARD & CURRAN
 Engineering · Science · Operations
 PORTLAND, MAINE
 800-426-4262

**LONGFELLOW RESIDENCES
 TRUCK LOADING AREA
 AASHTO WB-50 TURNING RADII**

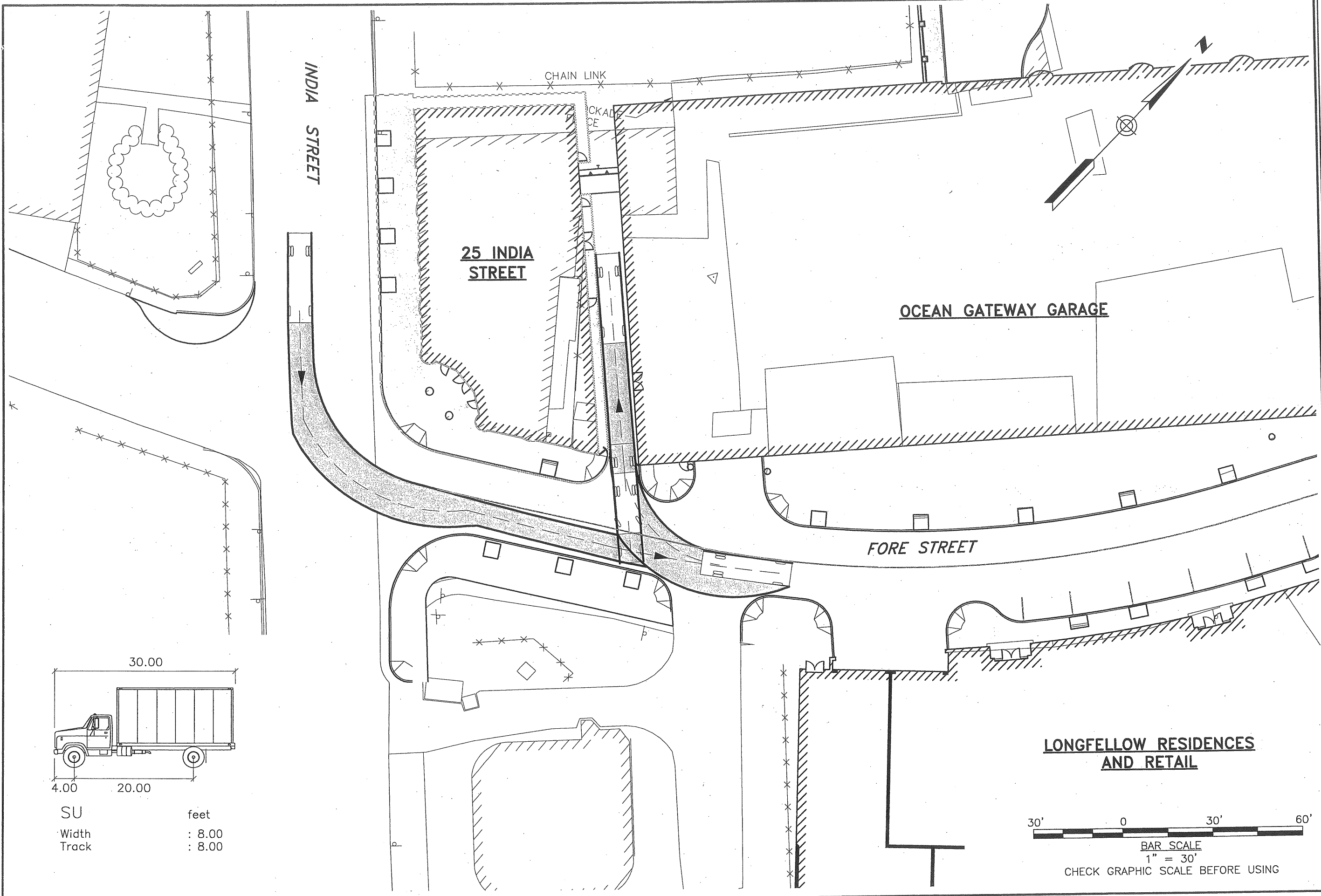
DESIGNED BY: JBC/DAS
 CHECKED BY: DAS
 DRAWN BY: JBC
 203555-U00A.dwg

RIVERWALK LLC
 2 MARKET STREET, SUITE 500
 PORTLAND, MAINE

EASTERN WATERFRONT
 DEVELOPMENT

JOB NO: 203555.05
 DATE: APRIL 2006
 SCALE: 1" = 30'

Figure 1



WOODARD & CURRAN
 Engineering · Science · Operations
 PORTLAND, MAINE
 800-426-4262

G2

**LONGFELLOW RESIDENCES
 TRUCK LOADING AREA
 AASHTO SU-30 TURNING RADII**

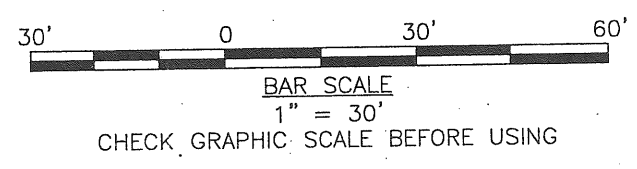
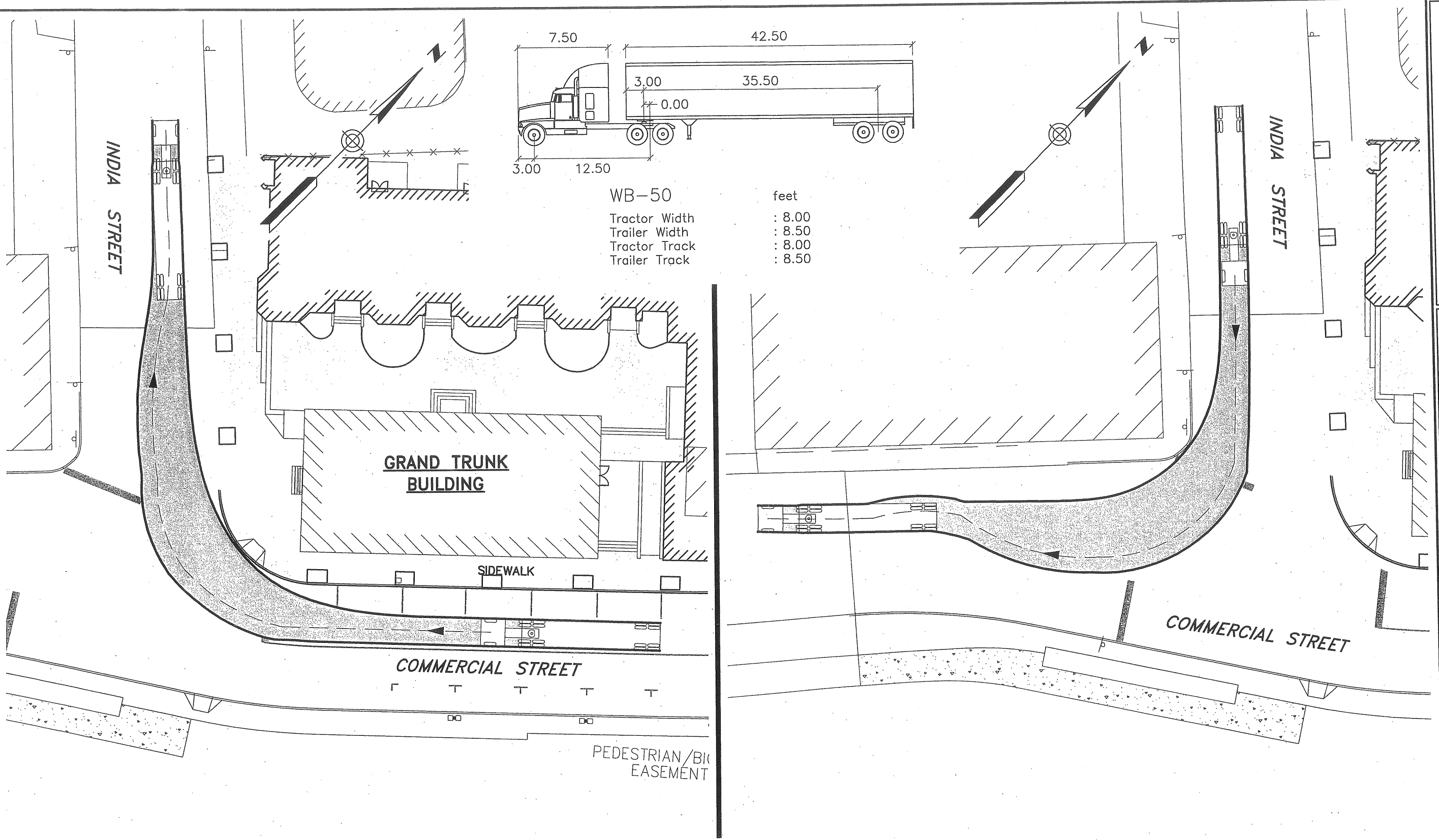
DESIGNED BY: JBC/DAS
 CHECKED BY: DAS
 203555-U00A.dwg
 DRAWN BY: JBC

RIVERWALK LLC
 2 MARKET STREET, SUITE 500
 PORTLAND, MAINE

EASTERN WATERFRONT
 DEVELOPMENT

JOB NO: 203555.05
 DATE: APRIL 2006
 SCALE: 1" = 30'

Figure 2



WOODARD & CURRAN
 Engineering · Science · Operations
 PORTLAND, MAINE 800-426-4262

COMMERCIAL & INDIA STREETS
 AASHTO WB-50 TURNING RADII

RIVERWALK LLC
 2 MARKET STREET, SUITE 500
 PORTLAND, MAINE

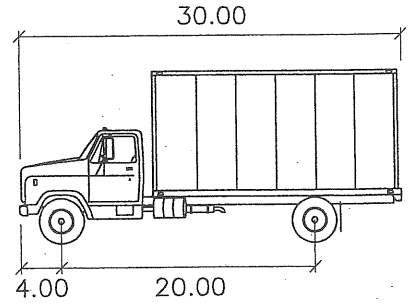
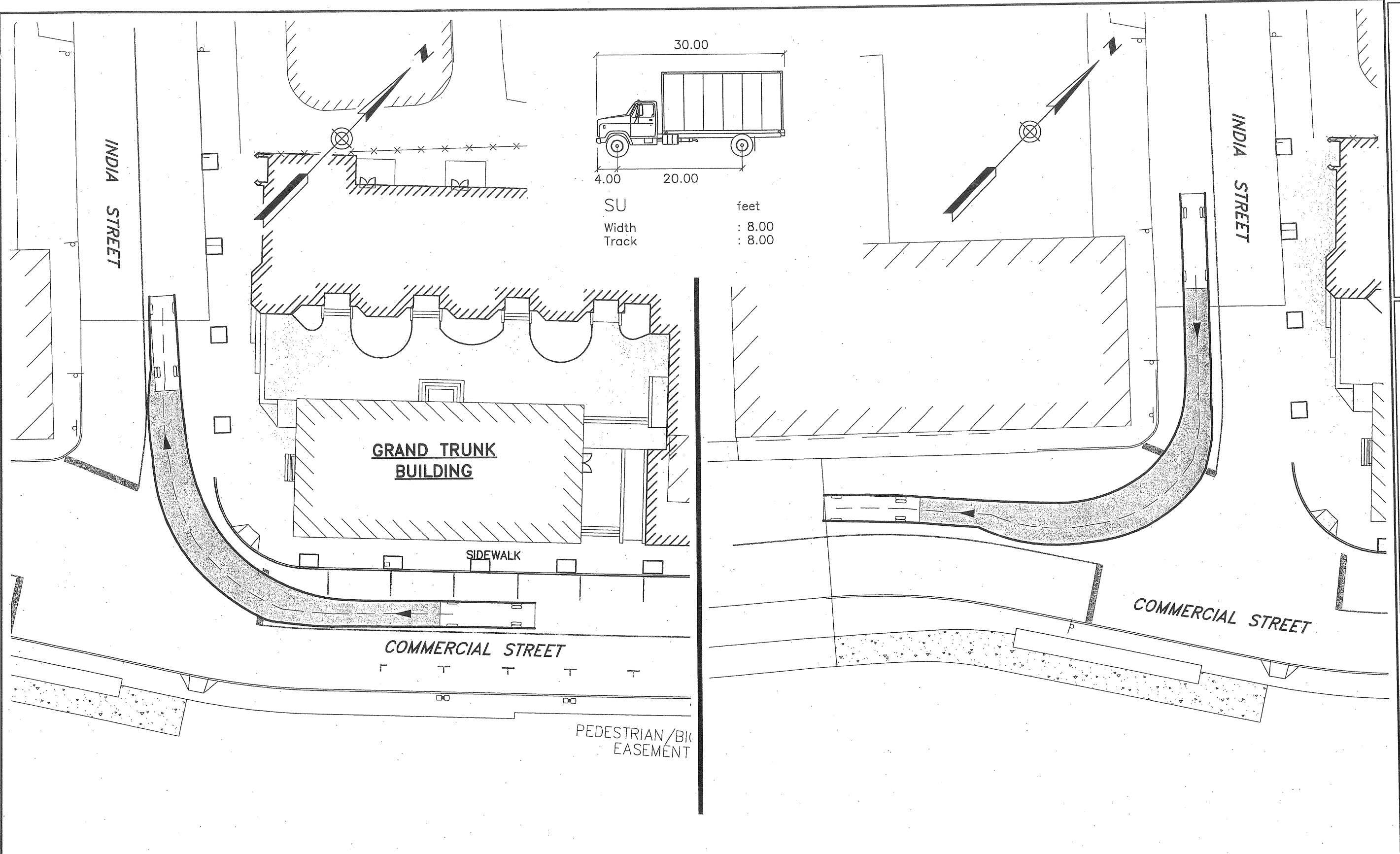
EASTERN WATERFRONT
 DEVELOPMENT

JOB NO: 203555.05
 DATE: APRIL 2006
 SCALE: 1" = 30'

Figure 2A

DESIGNED BY: JBC/DAS
 CHECKED BY: DAS
 DRAWN BY: JBC
 203555-U00A.dwg

63



SU
 Width : 8.00
 Track : 8.00
 feet

GRAND TRUNK BUILDING

SIDEWALK

COMMERCIAL STREET

PEDESTRIAN/BK EASEMENT

INDIA STREET

COMMERCIAL STREET



BAR SCALE
 1" = 30'

CHECK GRAPHIC SCALE BEFORE USING

WOODARD & CURRAN
 Engineering · Science · Operations
 PORTLAND, MAINE
 800-426-4262

**COMMERCIAL & INDIA STREETS
 AASHTO SU-30 TURNING RADII**

RIVERWALK LLC
 2 MARKET STREET, SUITE 500
 PORTLAND, MAINE

EASTERN WATERFRONT
 DEVELOPMENT

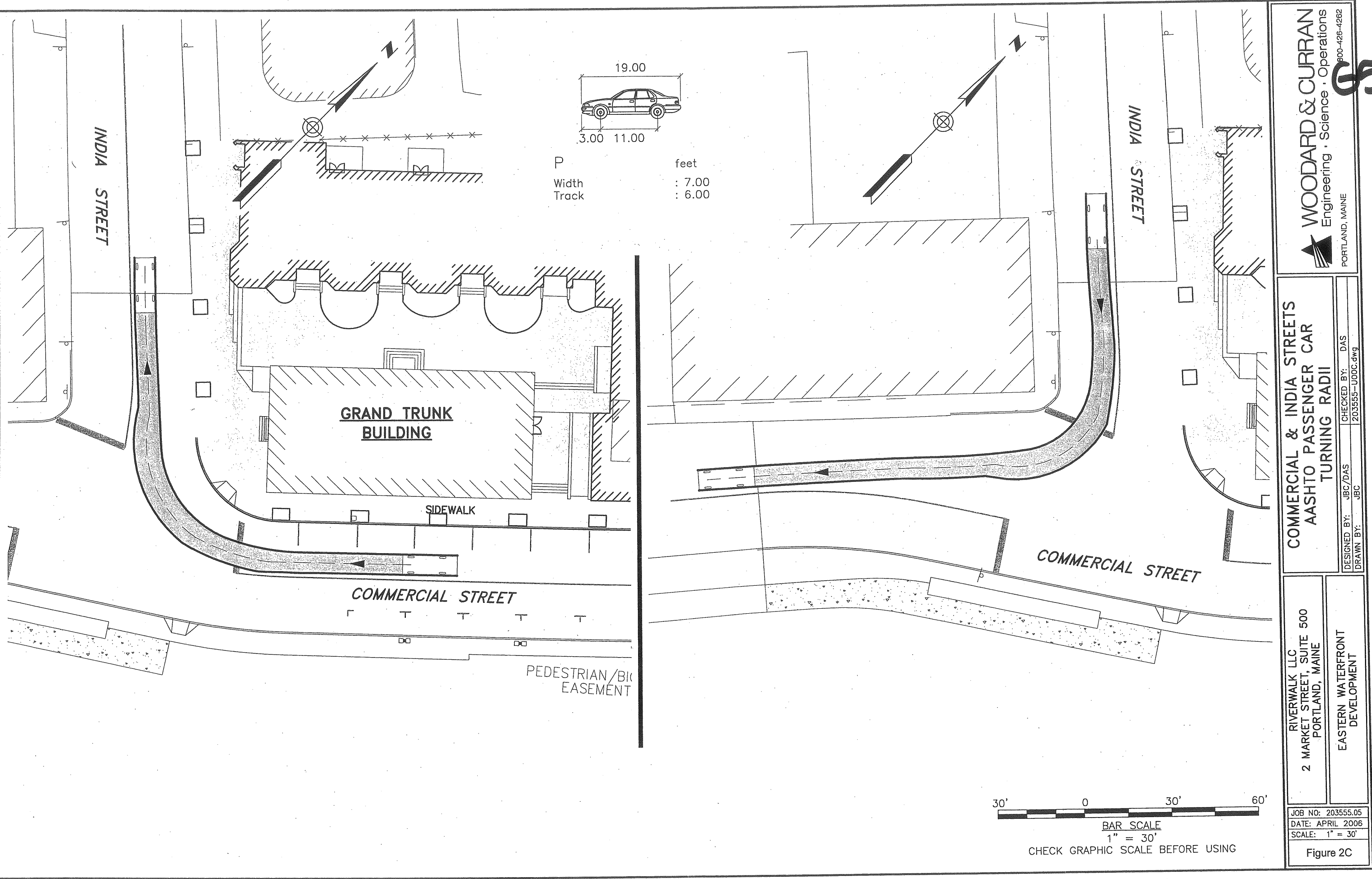
JOB NO: 203555.05
 DATE: APRIL 2006
 SCALE: 1" = 30'

Figure 2B

DESIGNED BY: JBC/DAS
 CHECKED BY: DAS
 203555-U00B.dwg

DRAWN BY: JBC

GH



**COMMERCIAL & INDIA STREETS
 AASHTO PASSENGER CAR
 TURNING RADII**

DESIGNED BY: JBC/DAS
 CHECKED BY: DAS
 203555-U00C.dwg

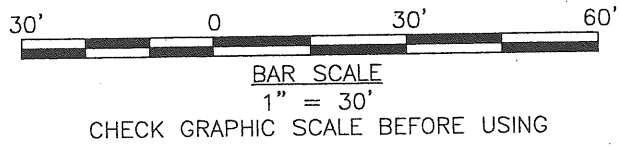
DRAWN BY: JBC

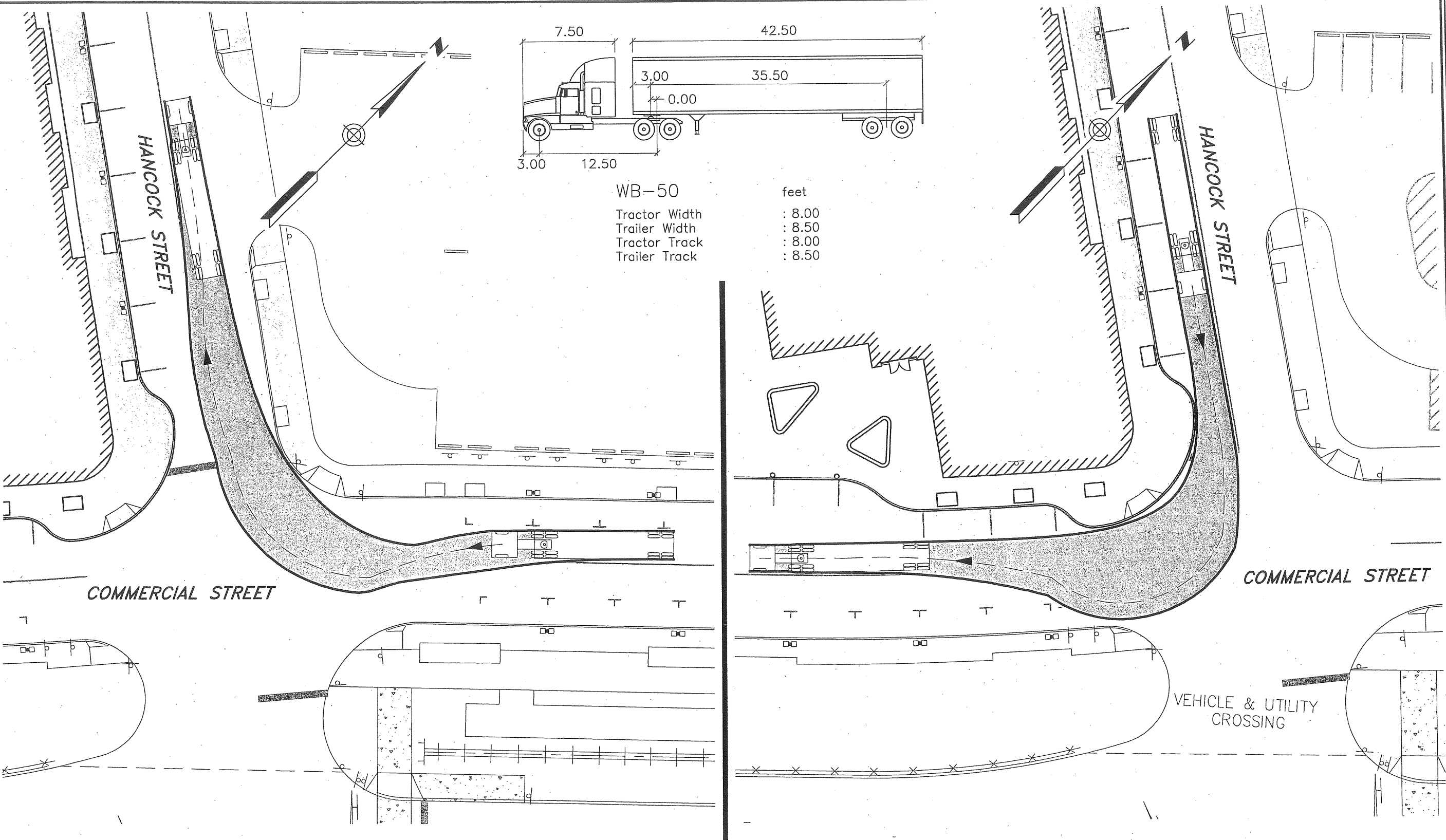
RIVERWALK LLC
 2 MARKET STREET, SUITE 500
 PORTLAND, MAINE

EASTERN WATERFRONT
 DEVELOPMENT

JOB NO: 203555.05
 DATE: APRIL 2006
 SCALE: 1" = 30'

Figure 2C





WOODARD & CURRAN
Engineering · Science · Operations
PORTLAND, MAINE 800-426-4262

**COMMERCIAL & HANCOCK STREETS
AASHTO WB-50 TURNING RADII**

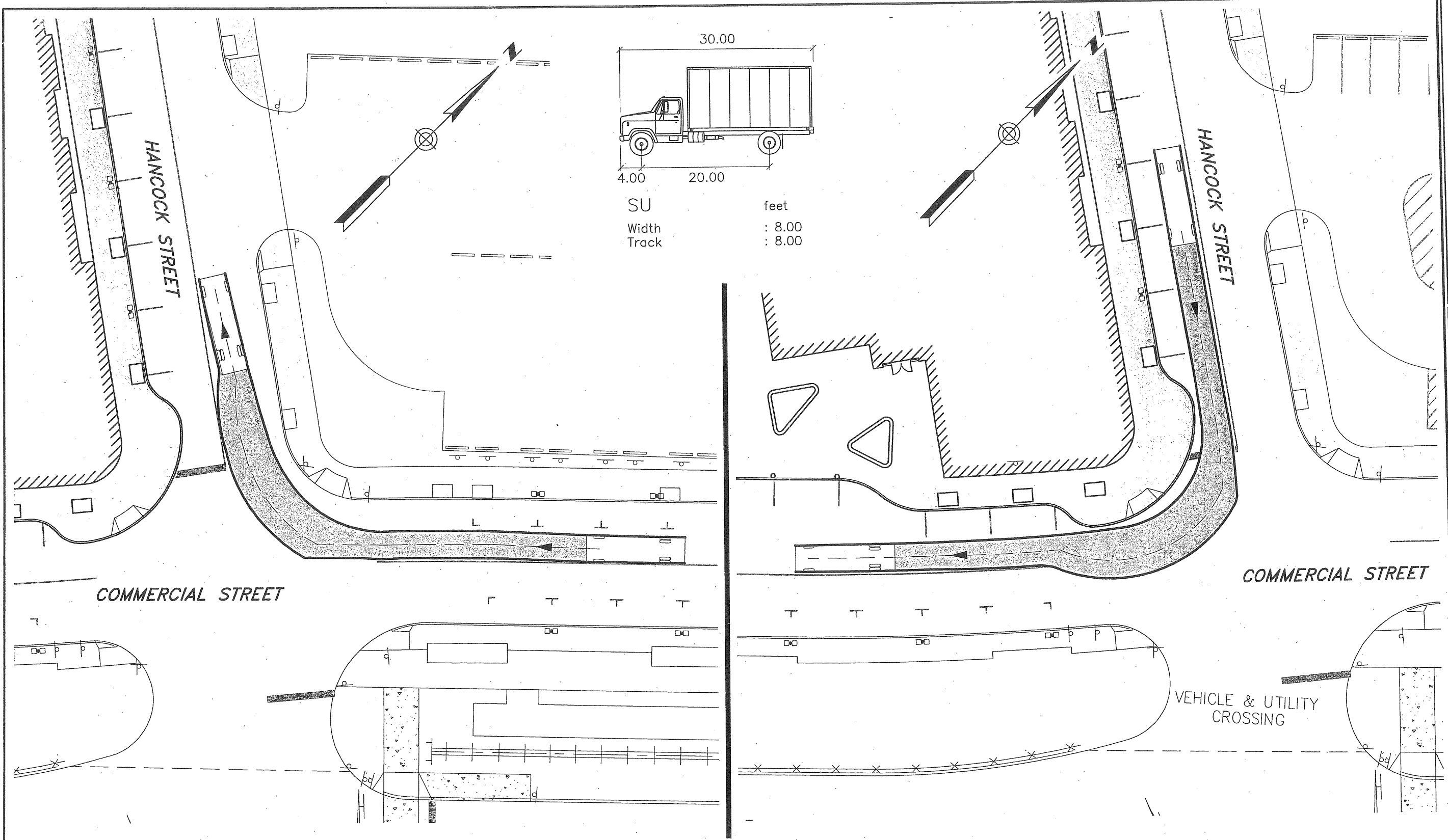
DESIGNED BY: JBC/DAS
CHECKED BY: DAS
DRAWN BY: JBC
203555-U00A.dwg

RIVERWALK LLC
2 MARKET STREET, SUITE 500
PORTLAND, MAINE
EASTERN WATERFRONT
DEVELOPMENT

JOB NO: 203555.05
DATE: APRIL 2006
SCALE: 1" = 30'

Figure 3A

66



WOODARD & CURRAN
 Engineering · Science · Operations
 PORTLAND, MAINE
 800-426-4292

G7

**COMMERCIAL & HANCOCK STREETS
 AASHTO SU-30 TURNING RADII**


DESIGNED BY: JBC/DAS
 CHECKED BY: DAS
 203555-U00B.dwg
 DRAWN BY: JBC

RIVERWALK LLC
 2 MARKET STREET, SUITE 500
 PORTLAND, MAINE

EASTERN WATERFRONT
 DEVELOPMENT

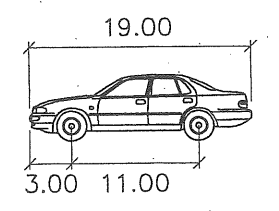
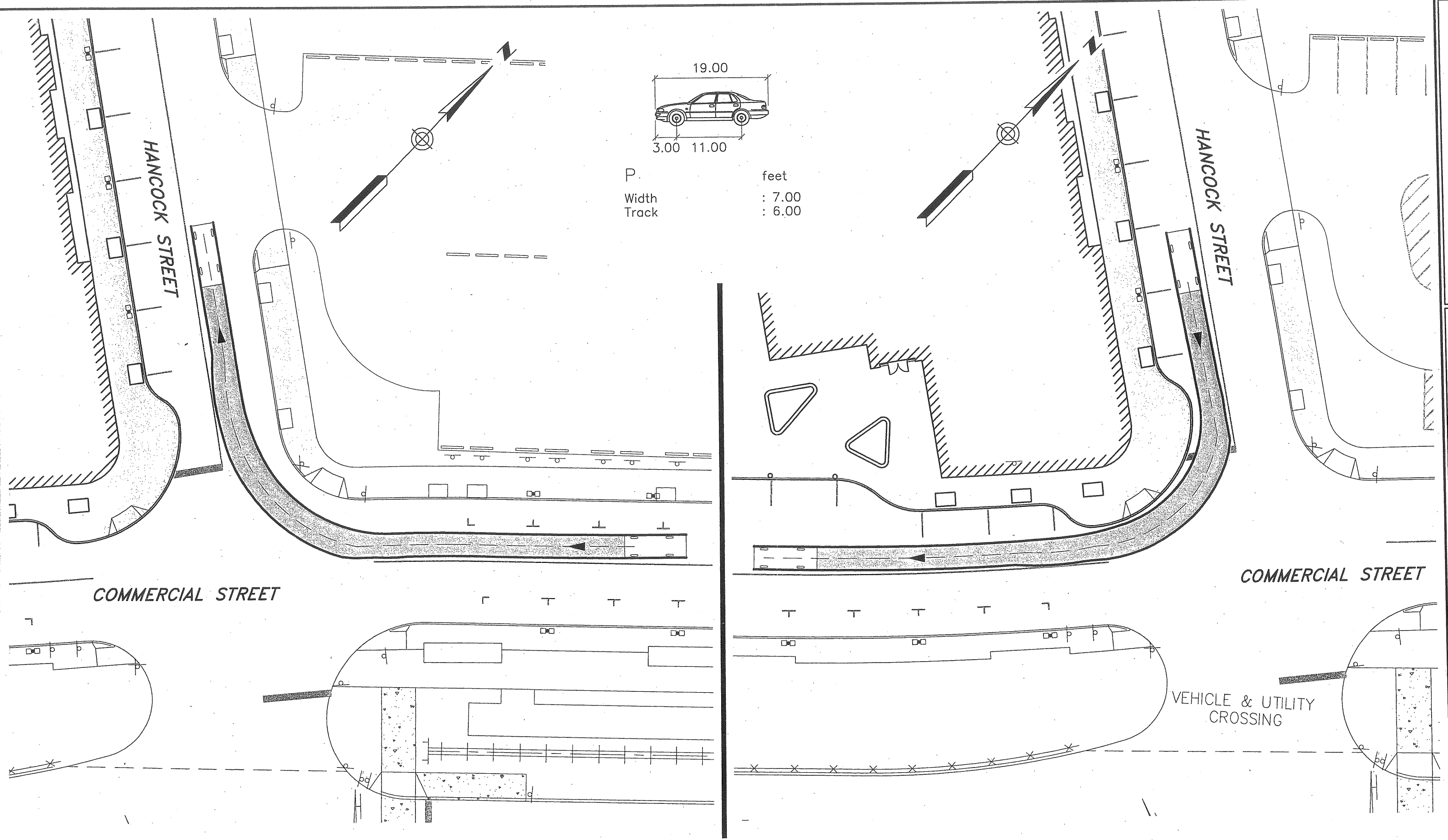
JOB NO: 203555.05
 DATE: APRIL 2006
 SCALE: 1" = 30'

Figure 3B




BAR SCALE
 1" = 30'

CHECK GRAPHIC SCALE BEFORE USING



P. feet
Width : 7.00
Track : 6.00



BAR SCALE
1" = 30'

CHECK GRAPHIC SCALE BEFORE USING

WOODARD & CURRAN
Engineering · Science · Operations
PORTLAND, MAINE 800-426-4282

68

**COMMERCIAL & HANCOCK STREETS
AASHTO PASSENGER CAR
TURNING RADII**

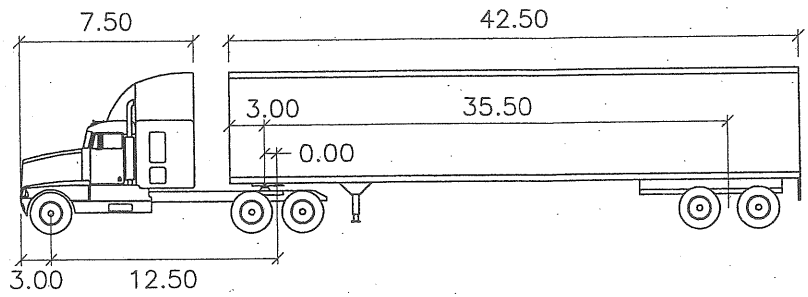
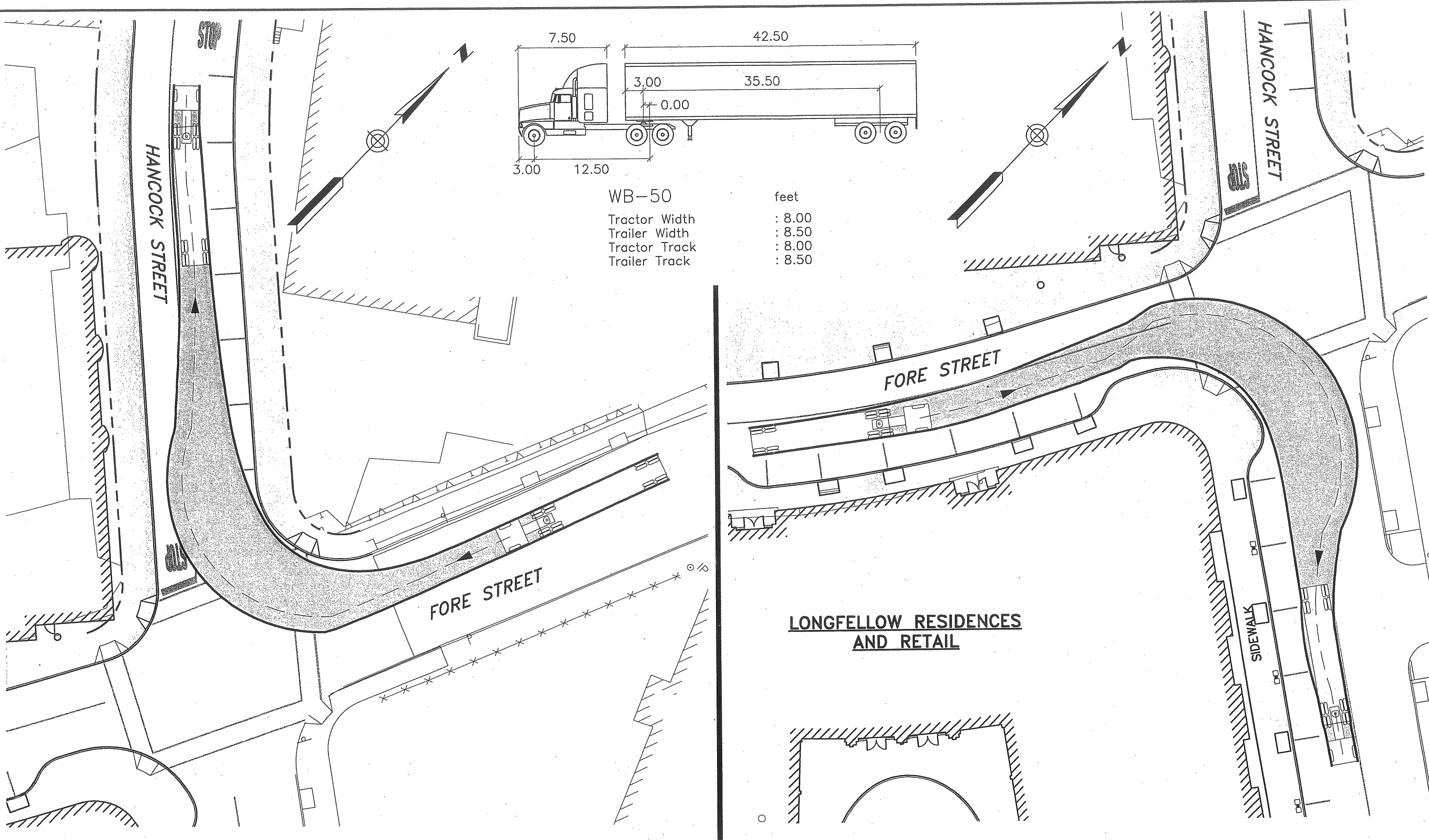
DESIGNED BY: JBC/DAS
DRAWN BY: JBC
CHECKED BY: DAS
203555-U00C.dwg

RIVERWALK LLC
2 MARKET STREET, SUITE 500
PORTLAND, MAINE

EASTERN WATERFRONT
DEVELOPMENT

JOB NO: 203555.05
DATE: APRIL 2006
SCALE: 1" = 30'

Figure 3C



WB-50
 feet
 Tractor Width : 8.00
 Trailer Width : 8.50
 Tractor Track : 8.00
 Trailer Track : 8.50

**HANCOCK & FORE STREETS
 AASHTO WB-50 TURNING RADII**

DESIGNED BY: JBC/DAS
 CHECKED BY: DAS
 203555-U00A.dwg
 DRAWN BY: JBC

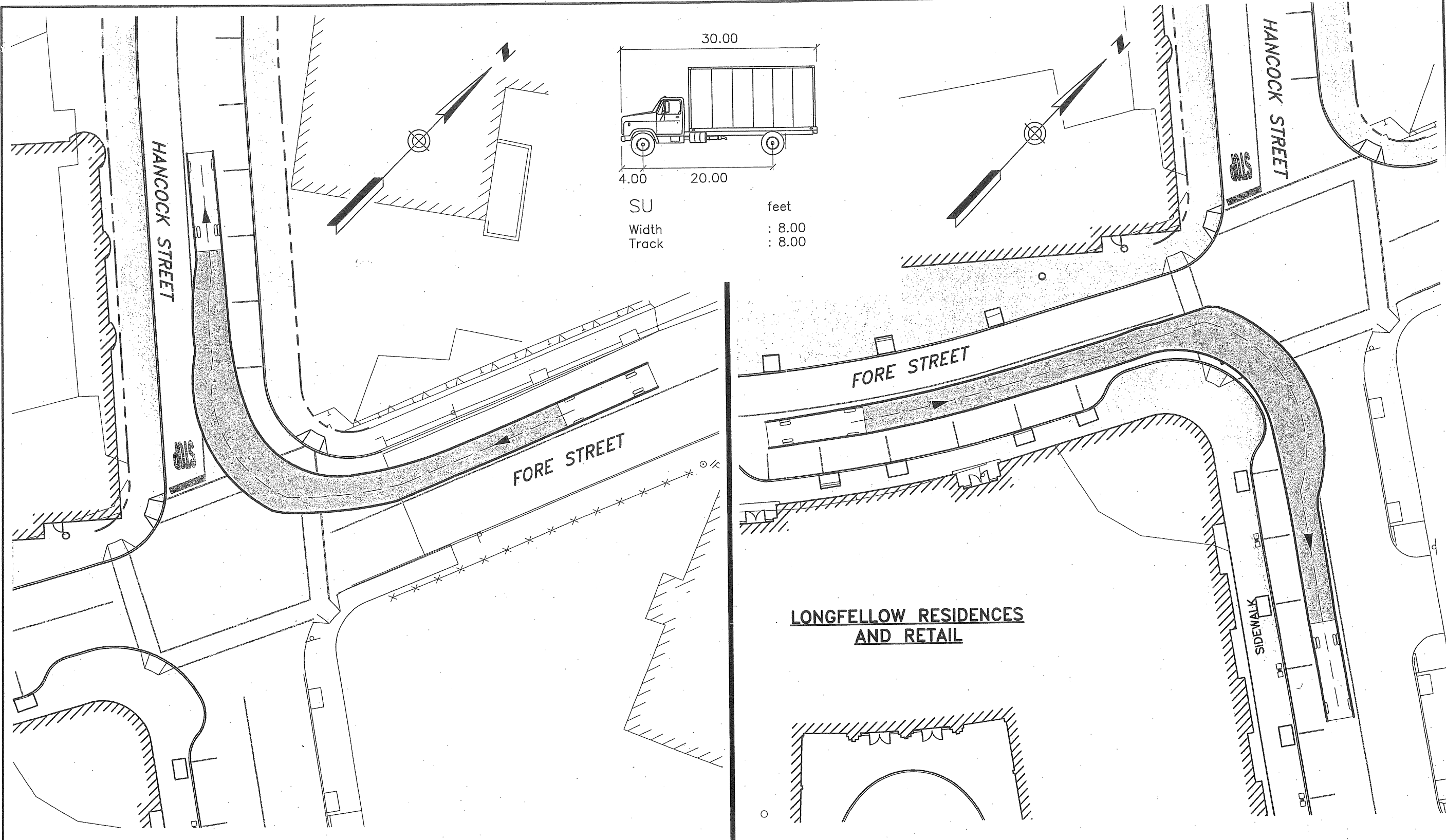
RIVERWALK LLC
 2 MARKET STREET, SUITE 500
 PORTLAND, MAINE

EASTERN WATERFRONT
 DEVELOPMENT

30' 0 30' 60'
 BAR SCALE
 1" = 30'
 CHECK GRAPHIC SCALE BEFORE USING

JOB NO: 203555.05
 DATE: APRIL 2006
 SCALE: 1" = 30'

Figure 4A



WOODARD & CURRAN
 Engineering · Science · Operations
 PORTLAND, MAINE
 800-426-4262

610

**HANCOCK & FORE STREETS
 AASHTO SU-30 TURNING RADII**


DESIGNED BY: JBC/DAS
 CHECKED BY: DAS
 DRAWN BY: JBC
 203555-U00B.dwg

RIVERWALK LLC
 2 MARKET STREET, SUITE 500
 PORTLAND, MAINE

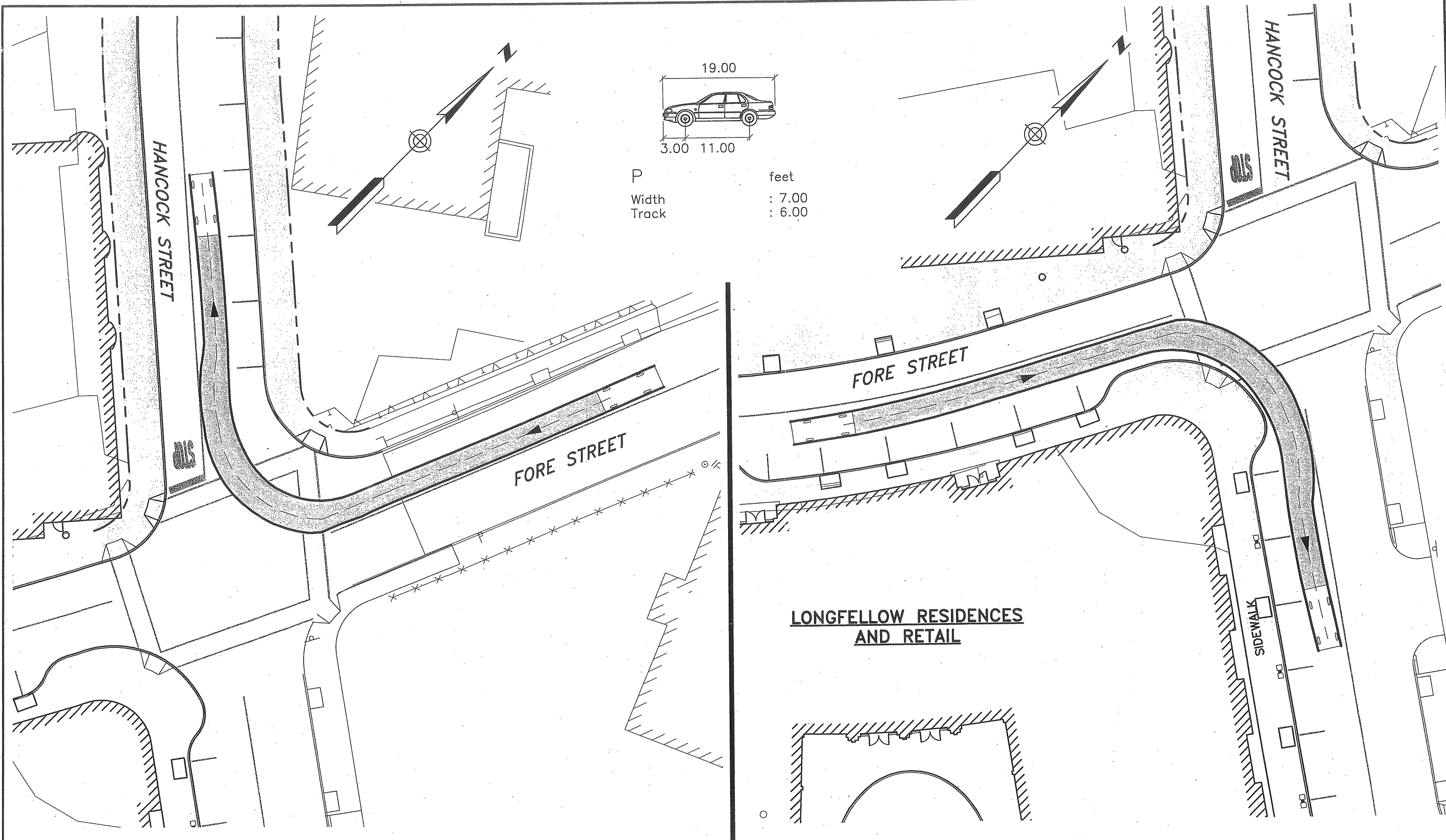
EASTERN WATERFRONT
 DEVELOPMENT

JOB NO: 203555.05
 DATE: APRIL 2006
 SCALE: 1" = 30'

Figure 4B



BAR SCALE
 1" = 30'
 CHECK GRAPHIC SCALE BEFORE USING



11

**HANCOCK & FORE STREETS
 AASHTO PASSENGER CAR
 TURNING RADII**


DESIGNED BY: JBC/DAS
 CHECKED BY: DAS
 203555-U00C.dwg
 DRAWN BY: JBC

RIVERWALK LLC
 2 MARKET STREET, SUITE 500
 PORTLAND, MAINE
 EASTERN WATERFRONT
 DEVELOPMENT

JOB NO: 203555.05
 DATE: APRIL 2006
 SCALE: 1" = 30'

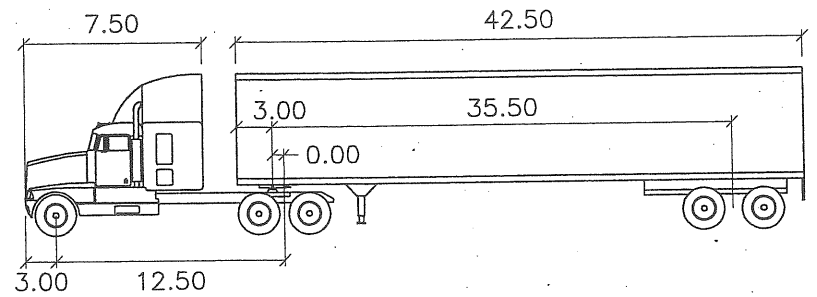
Figure 4C

**LONGFELLOW RESIDENCES
 AND RETAIL**

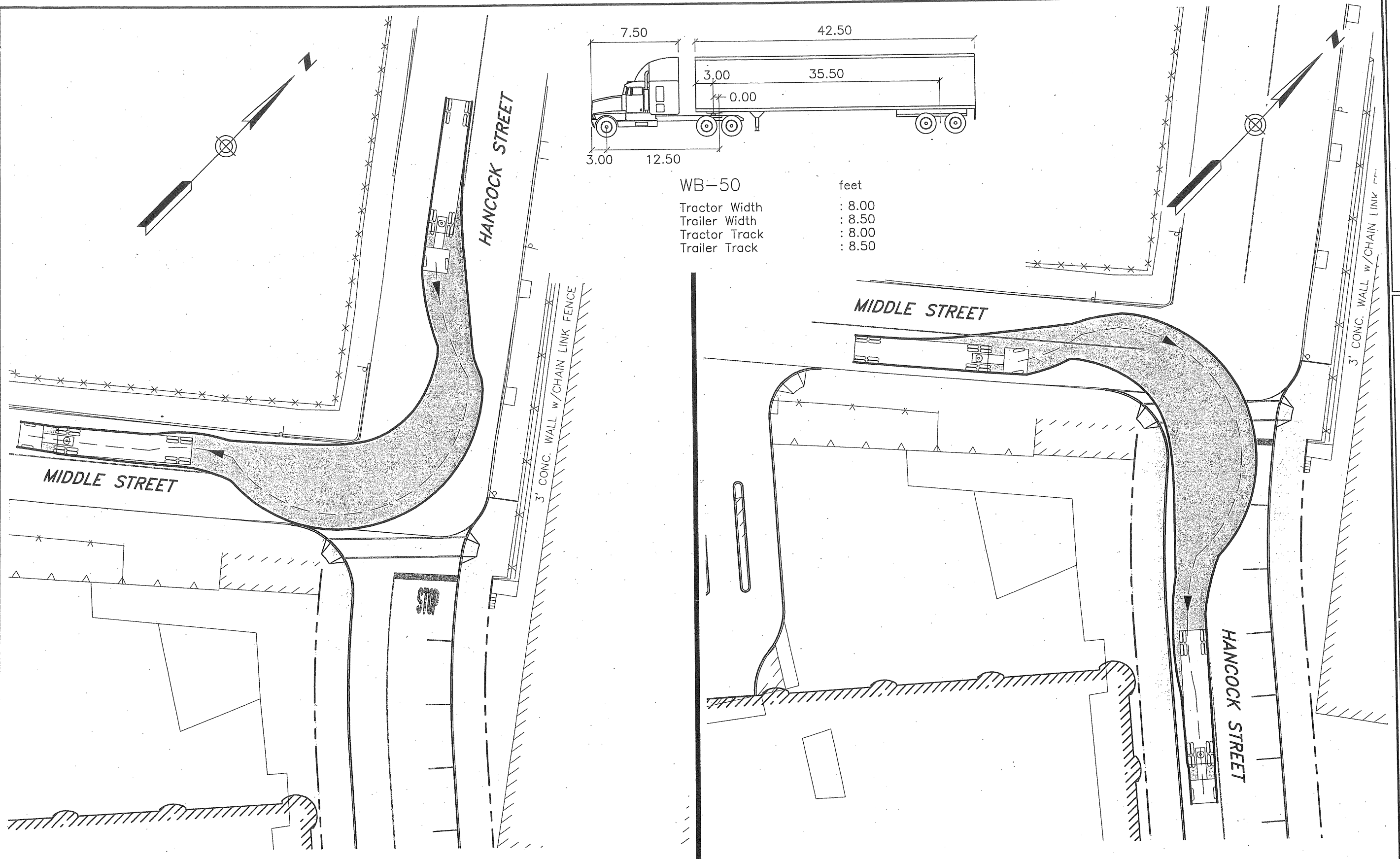


BAR SCALE
 1" = 30'

CHECK GRAPHIC SCALE BEFORE USING



WB-50 feet
 Tractor Width : 8.00
 Trailer Width : 8.50
 Tractor Track : 8.00
 Trailer Track : 8.50



WOODARD & CURRAN
 Engineering · Science · Operations
 PORTLAND, MAINE
 800-426-4262

**MIDDLE & HANCOCK STREETS
 AASHTO WB-50 TURNING RADII**

DESIGNED BY: JBC/DAS CHECKED BY: DAS
 DRAWN BY: JBC 203555-U00A.dwg

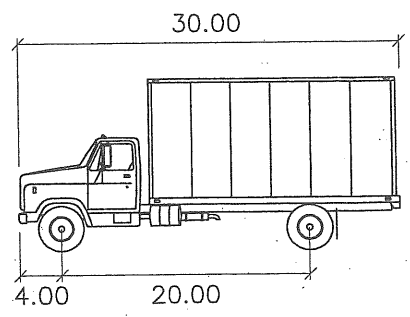
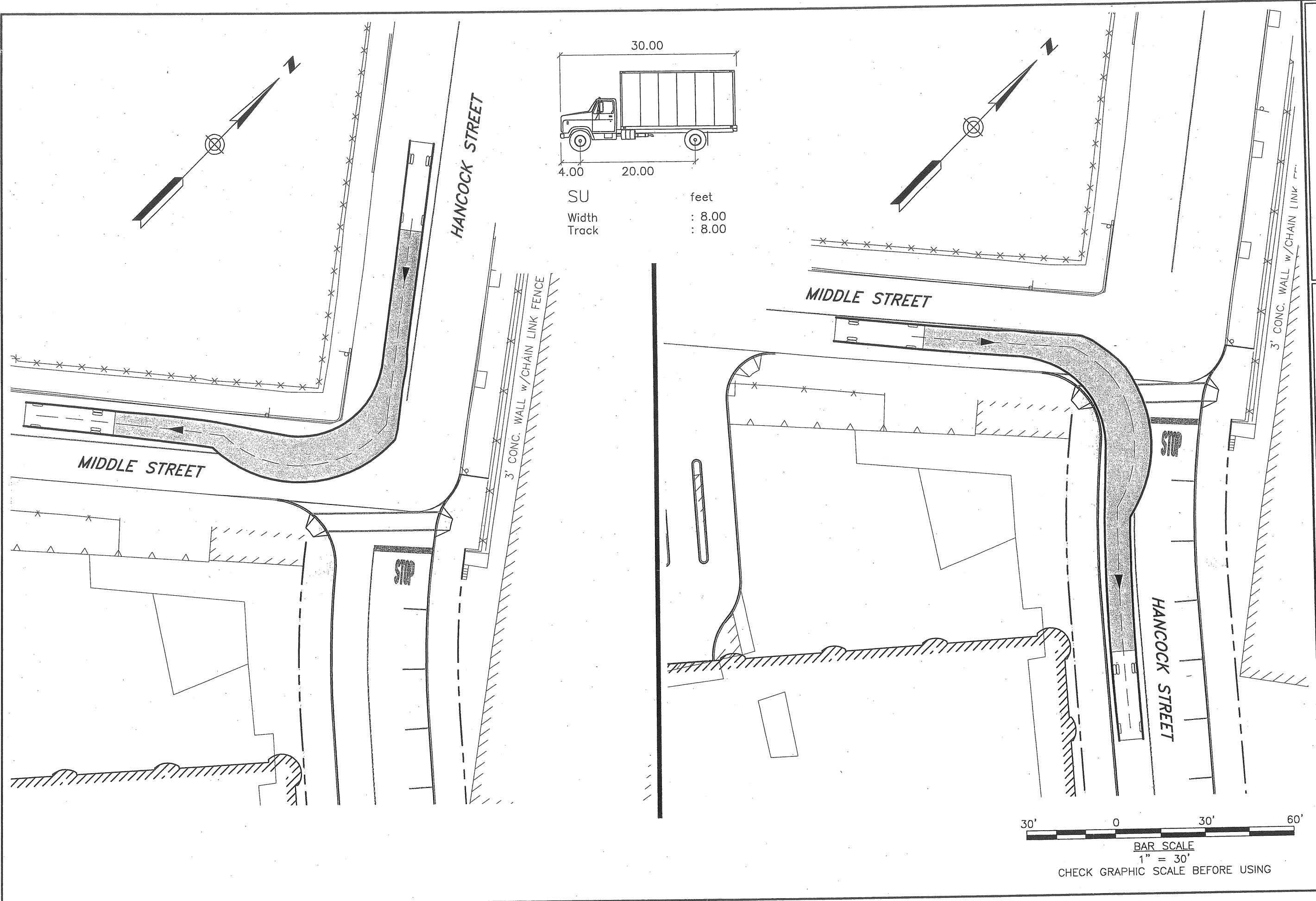
RIVERWALK LLC
 2 MARKET STREET, SUITE 500
 PORTLAND, MAINE

EASTERN WATERFRONT
 DEVELOPMENT

JOB NO: 203555.05
 DATE: APRIL 2006
 SCALE: 1" = 30'

Figure 5A

612



| | |
|-------|--------|
| SU | feet |
| Width | : 8.00 |
| Track | : 8.00 |

613

**MIDDLE & HANCOCK STREETS
 AASHTO SU-30 TURNING RADII**


DESIGNED BY: JBC/DAS
 CHECKED BY: DAS
 203555-U00B.dwg
 DRAWN BY: JBC

RIVERWALK LLC
 2 MARKET STREET, SUITE 500
 PORTLAND, MAINE

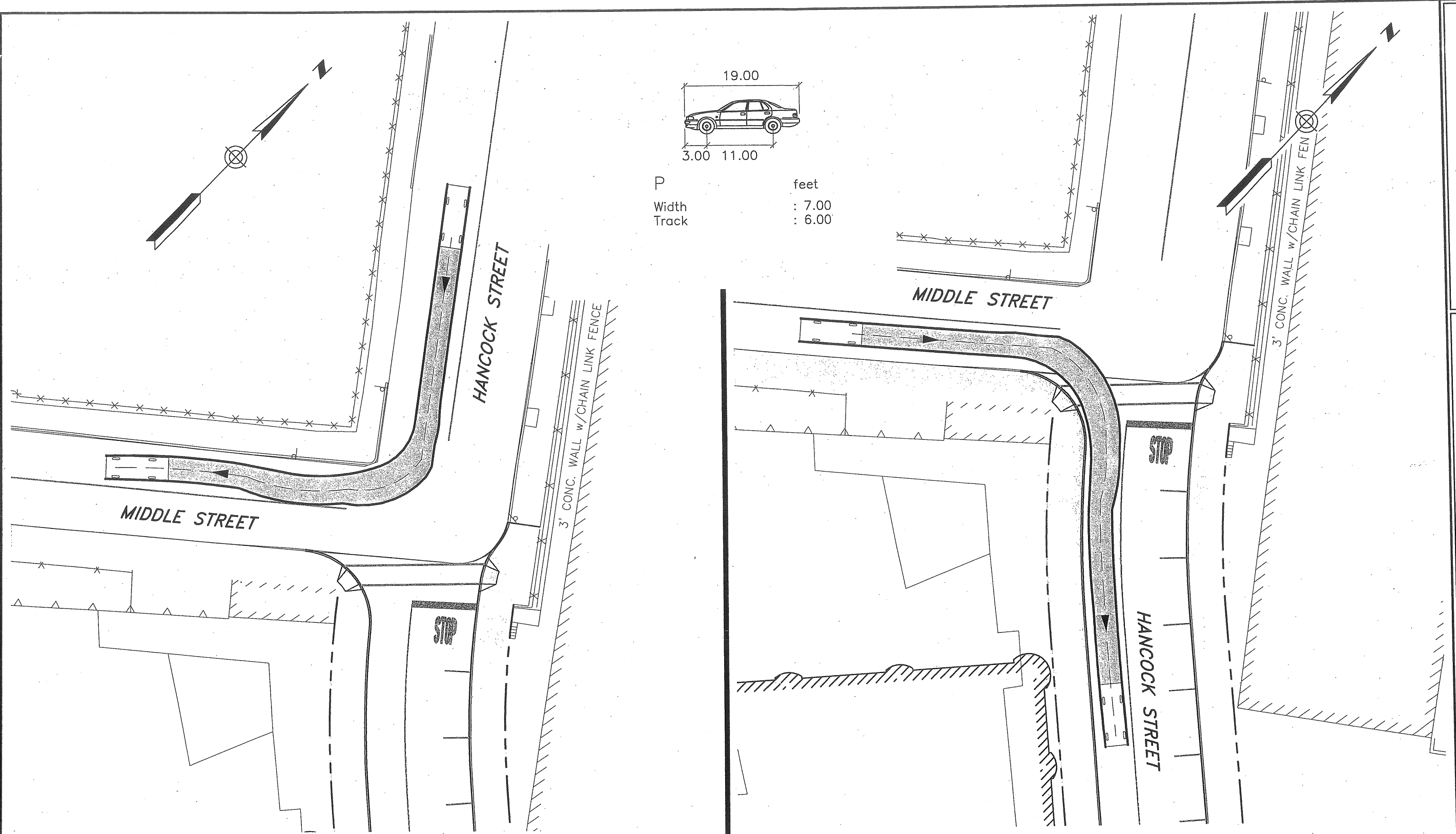
EASTERN WATERFRONT
 DEVELOPMENT

JOB NO: 203555.05
 DATE: APRIL 2006
 SCALE: 1" = 30'

Figure 5B



BAR SCALE
 1" = 30'
 CHECK GRAPHIC SCALE BEFORE USING



P
 Width : 7.00 feet
 Track : 6.00 feet



BAR SCALE
 1" = 30'
 CHECK GRAPHIC SCALE BEFORE USING

WOODARD & CURRAN
 Engineering · Science · Operations
 PORTLAND, MAINE 800-426-4262

G14

**MIDDLE & HANCOCK STREETS
 AASHTO PASSENGER CAR
 TURNING RADII**

RIVERWALK LLC
 2 MARKET STREET, SUITE 500
 PORTLAND, MAINE

EASTERN WATERFRONT
 DEVELOPMENT

DESIGNED BY: JBC/DAS
 CHECKED BY: DAS
 DRAWN BY: JBC
 203555-U00c.dwg

JOB NO: 203555.05
 DATE: APRIL 2006
 SCALE: 1" = 30'

Figure 5C