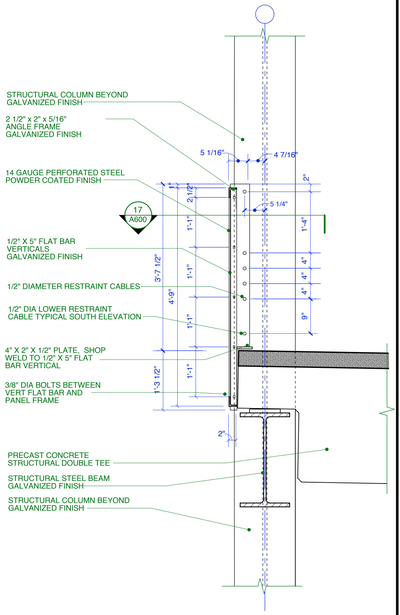

6 A501 GUARD RAIL SECTION DETAIL
SCALE : 3/4" = 1'-0"

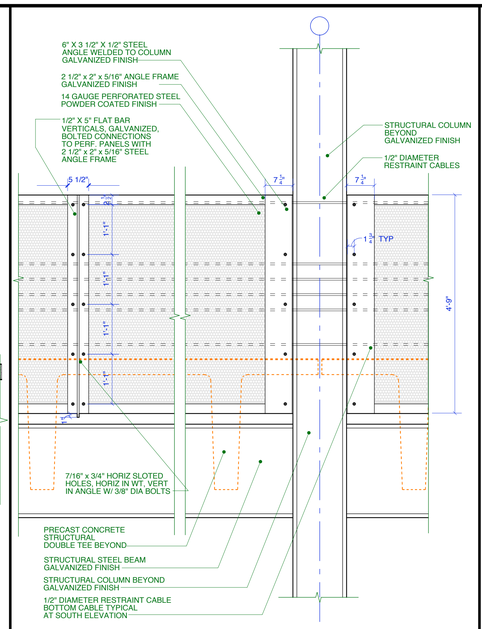

7 A200 GUARD RAIL ELEVATION DETAIL
SCALE : 3/4" = 1'-0"

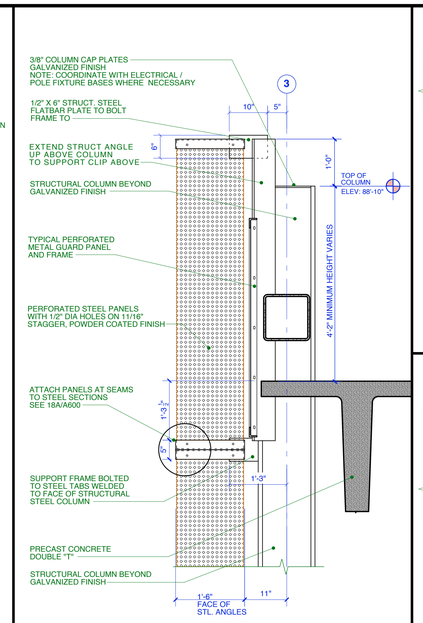

8 A501 COLUMN COVER SECTION DETAIL
SCALE : 3/4" = 1'-0"

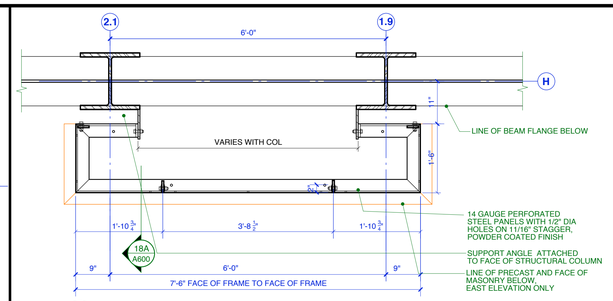

4 A102 GREEN SCREEN PLAN DETAIL AT SUPPORT FRAME
SCALE : 3/4" = 1'-0"

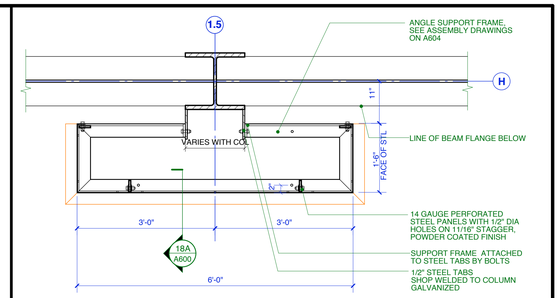

5 A102 GREEN SCREEN PLAN DETAIL AT SUPPORT FRAME
SCALE : 3/4" = 1'-0"

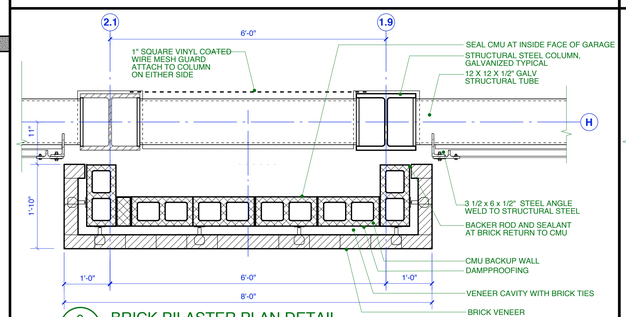

9 A101 BRICK PILASTER PLAN DETAIL
SCALE : 3/4" = 1'-0"

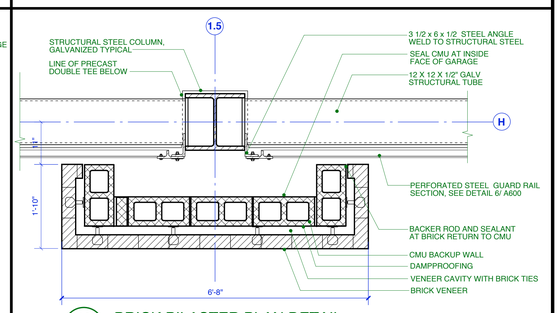

10 A101 BRICK PILASTER PLAN DETAIL
SCALE : 3/4" = 1'-0"

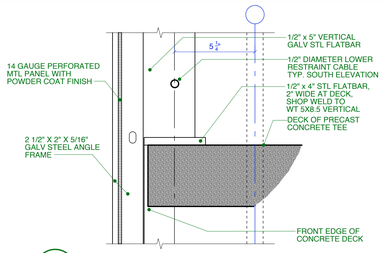

11 A600 TYPICAL GUARD FOOT DETAIL
SCALE : 3" = 1'-0"

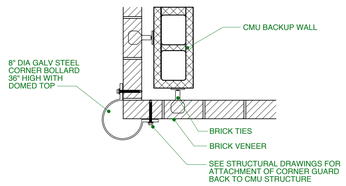

12 A100 CORNER GUARD
SCALE : 1" = 1'-0"

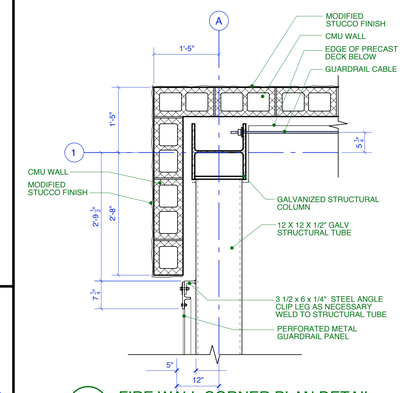

13 A101 FIRE WALL CORNER PLAN DETAIL
SCALE : 3/4" = 1'-0"

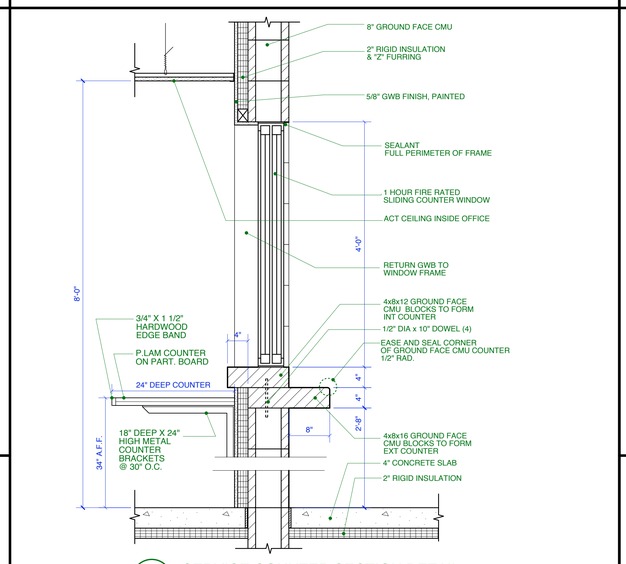

19 A101 SERVICE COUNTER SECTION DETAIL
SCALE : 1" = 1'-0"

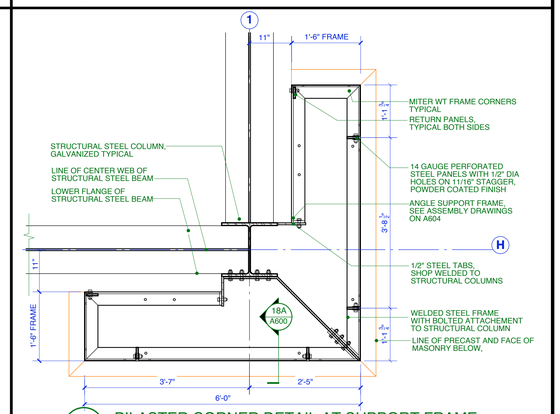

15 A102 PILASTER CORNER DETAIL AT SUPPORT FRAME
SCALE : 3/4" = 1'-0"

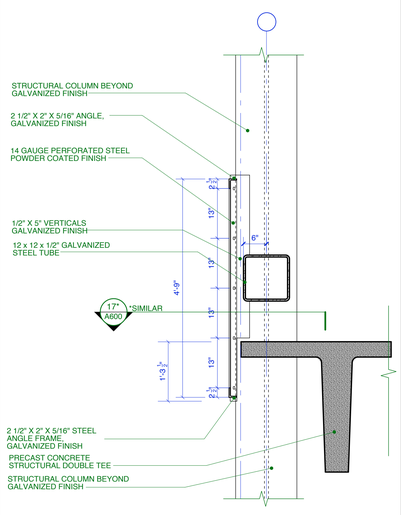

16 A501 GUARD RAIL SECTION DETAIL
SCALE : 3/4" = 1'-0"

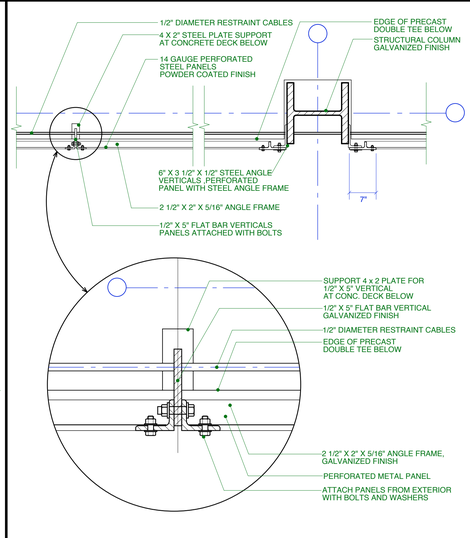

17 A102 GUARD RAIL PLAN DETAIL
SCALE : 3/4" = 1'-0"

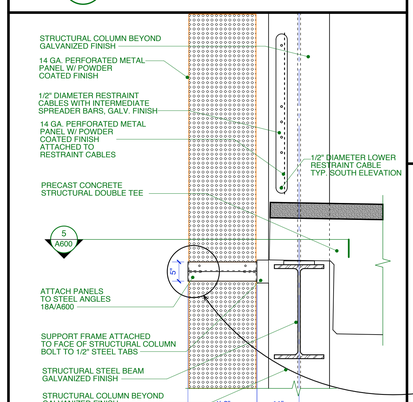

18 A501 COLUMN COVER SECTION DETAIL
SCALE : 3/4" = 1'-0"

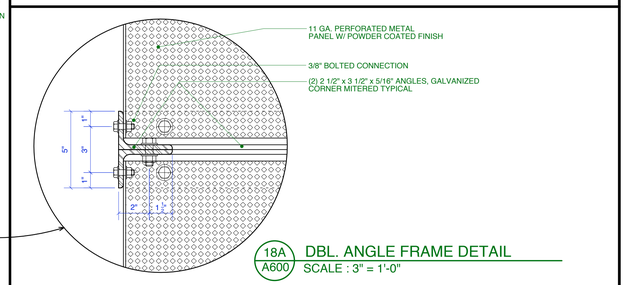

18A A600 DBL. ANGLE FRAME DETAIL
SCALE : 3" = 1'-0"

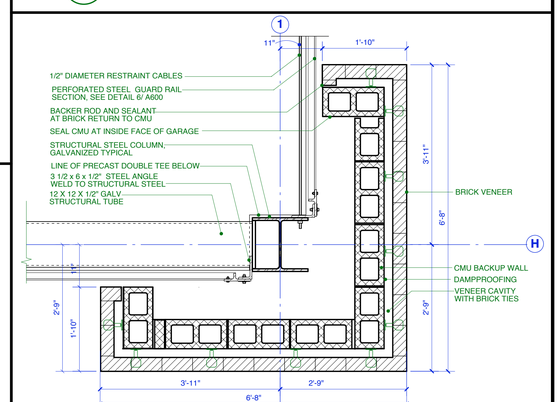

20 A101 BRICK PILASTER CORNER DETAIL
SCALE : 3/4" = 1'-0"

STRUCTURAL PARKING ENGINEER:

SIMON DESIGN ENGINEERING LLC
42 Washington Street, Suite 300 781.237.2226 tel
Wellesley, Massachusetts 02481 781.237.2272 fax
www.sde-us.com info@sde-us.com

CIVIL ENGINEER:

WOODARD & CURRAN
Engineering • Science • Operations

ARCHITECT:

SSA
Scott Simons Architects

LICENSED ARCHITECT SCOTT R. SIMONS NO. 2034 STATE OF MAINE

PROJECT

OCEAN GATEWAY
PARKING GARAGE

MIDDLE STREET
PORTLAND, MAINE

TITLE

△ REVISION /DATE:
ADDENDUM #1: MARCH 20, 2007
PLANNING REVIEW: MAY 22, 2007
BULLETIN #1: AUGUST 10, 2007

DATE: 08.06.2007
PROJECT NO. 2005-0161
SCALE: 3/4" = 1'-0

THIS DRAWING IS THE PROPERTY OF SCOTT SIMONS ARCHITECTS AND IS NOT TO BE COPIED OR REPRODUCED IN PART OR WHOLE.
2007© Scott Simons Architects

STATUS: *CONSTRUCTION DRAWINGS*

DWG NO. **A600**