

FACTORY WIRING SCHEMATIC CIRCUIT BOARDS ECPM03
 Rev. 111
 HMI Rev. 201

RELAY	NO	NC	COM
24V AC	4	3	1
24V DC	1	2	3
24VDC	1	2	3
112VDC	1	2	3
112VDC	1	2	3
112VDC	1	2	3

COMPONENT LIST

LEVEL	DESCRIPTION
1	Overload
2	PN wires
3	Contactors
4	PN wires
5	24VDC
6	24VDC
7	24VDC
8	24VDC
9	24VDC
10	24VDC

LEGEND


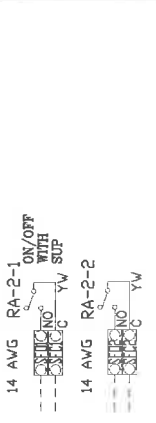
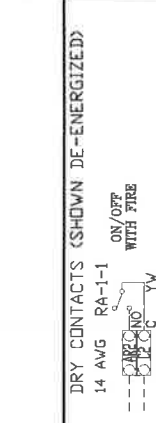
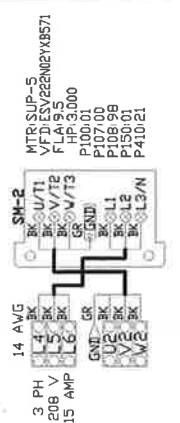
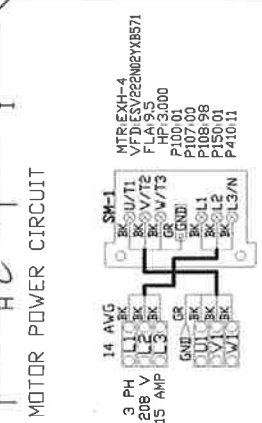
FIELD WIRING
 FACTORY WIRING

BK - BLACK
 BL - BLUE
 BR - BROWN
 GR - GREY
 OR - ORANGE
 PU - PURPLE
 RD - RED
 WH - WHITE
 YW - YELLOW

STRIPE
 W/BL - WHITE/BLACK STRIPE
 W/PU - WHITE/PURPLE STRIPE
 W/RD - WHITE/RED STRIPE
 W/YW - WHITE/YELLOW STRIPE

JOB NAME: Food Works 12ft
 DRAWING TITLE: SC-EMS111
 DESCRIPTION OF OPERATION: Energy Management System w/ 1 Exhaust Fan, 1 Exhaust on in Fire, Lights out in Fire, Fans shutdown based on fire, 1 DUTY THREE PHASE MOTOR REQUIRED: Room temperature sensor, sensor to be installed in room for field installation.

DATE	DRAWN BY
12/6/2013	1925596
12/6/2013	1925596



SC-20 x 18 x 8.62 BOX