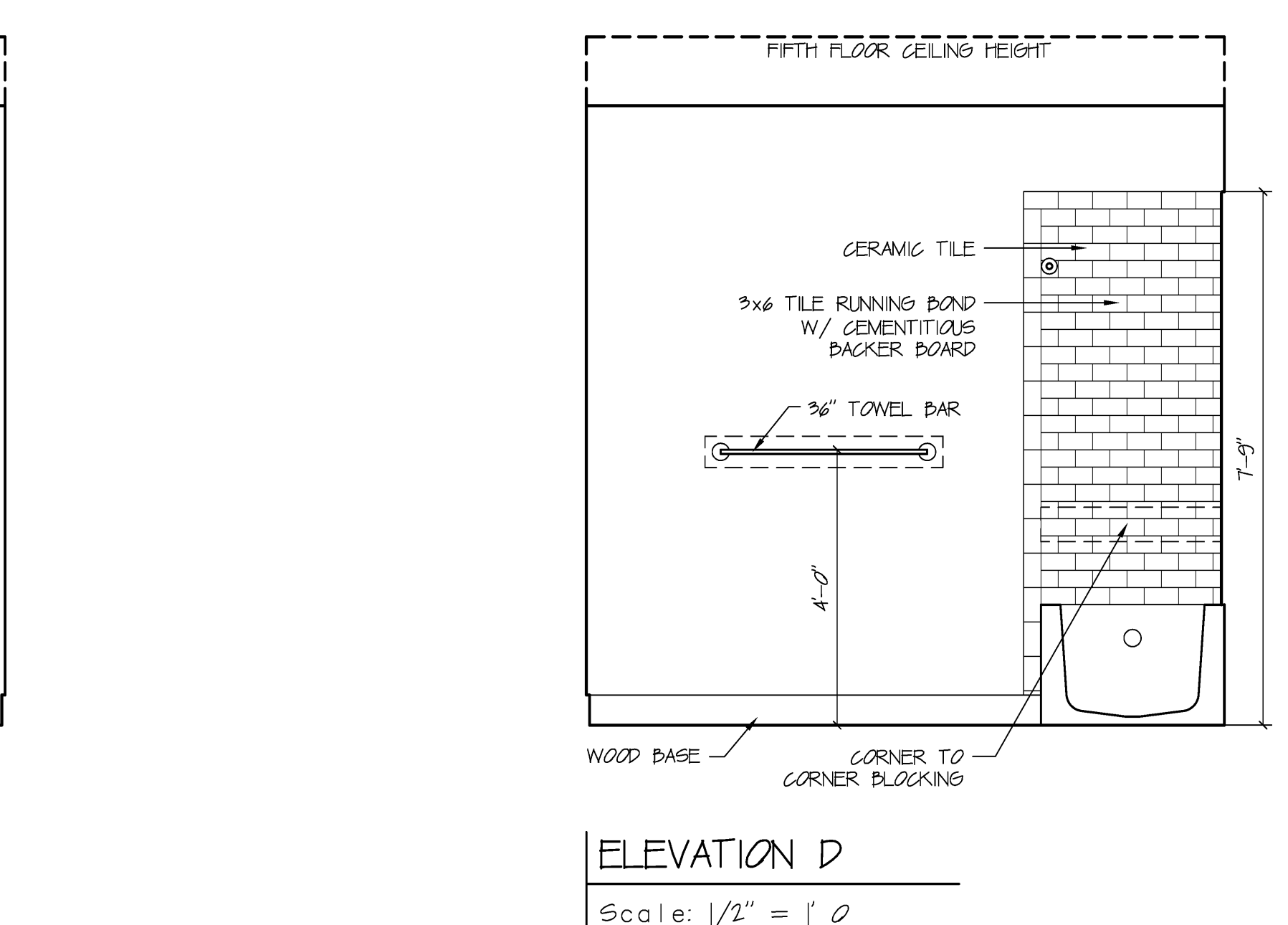
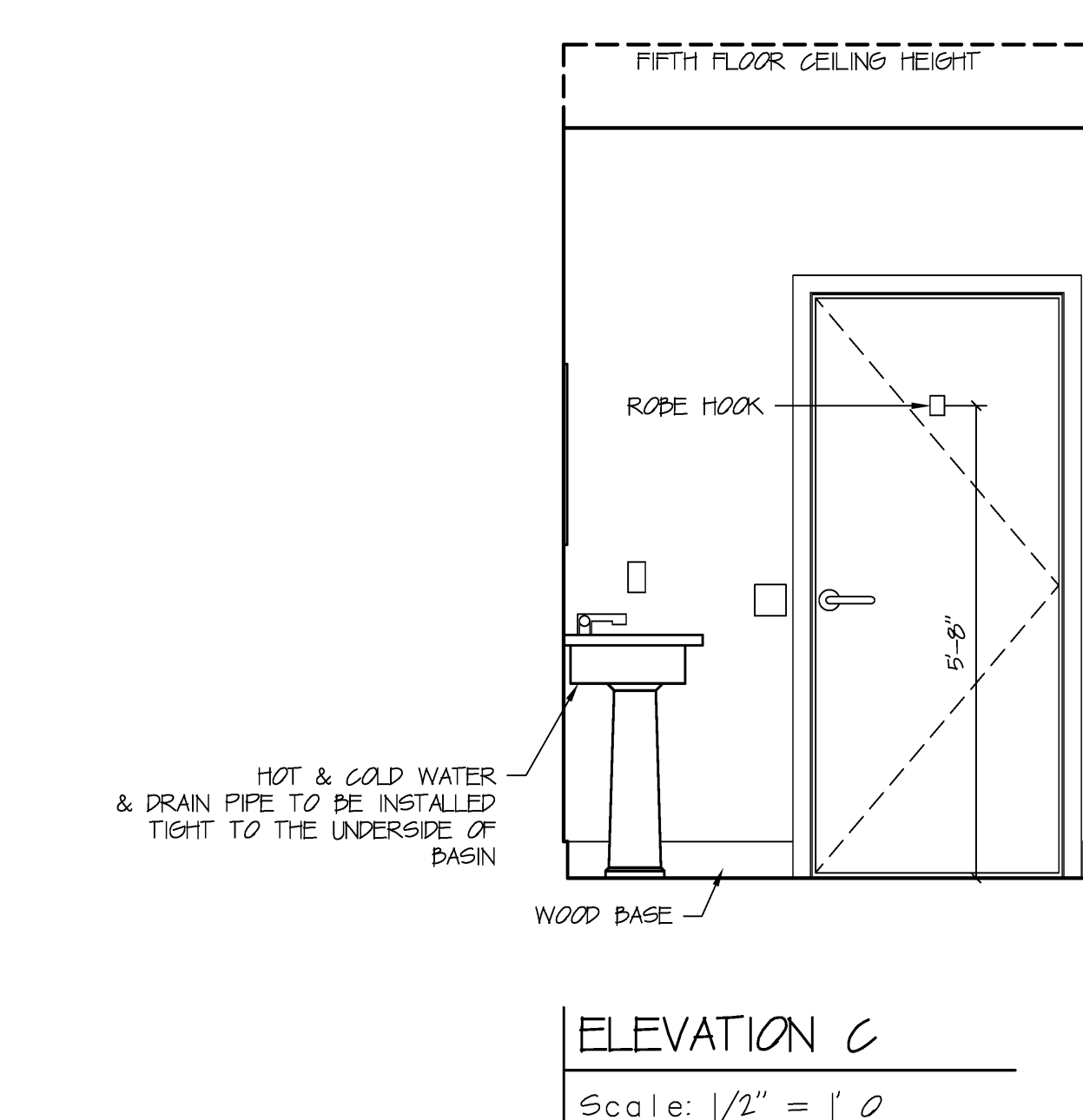
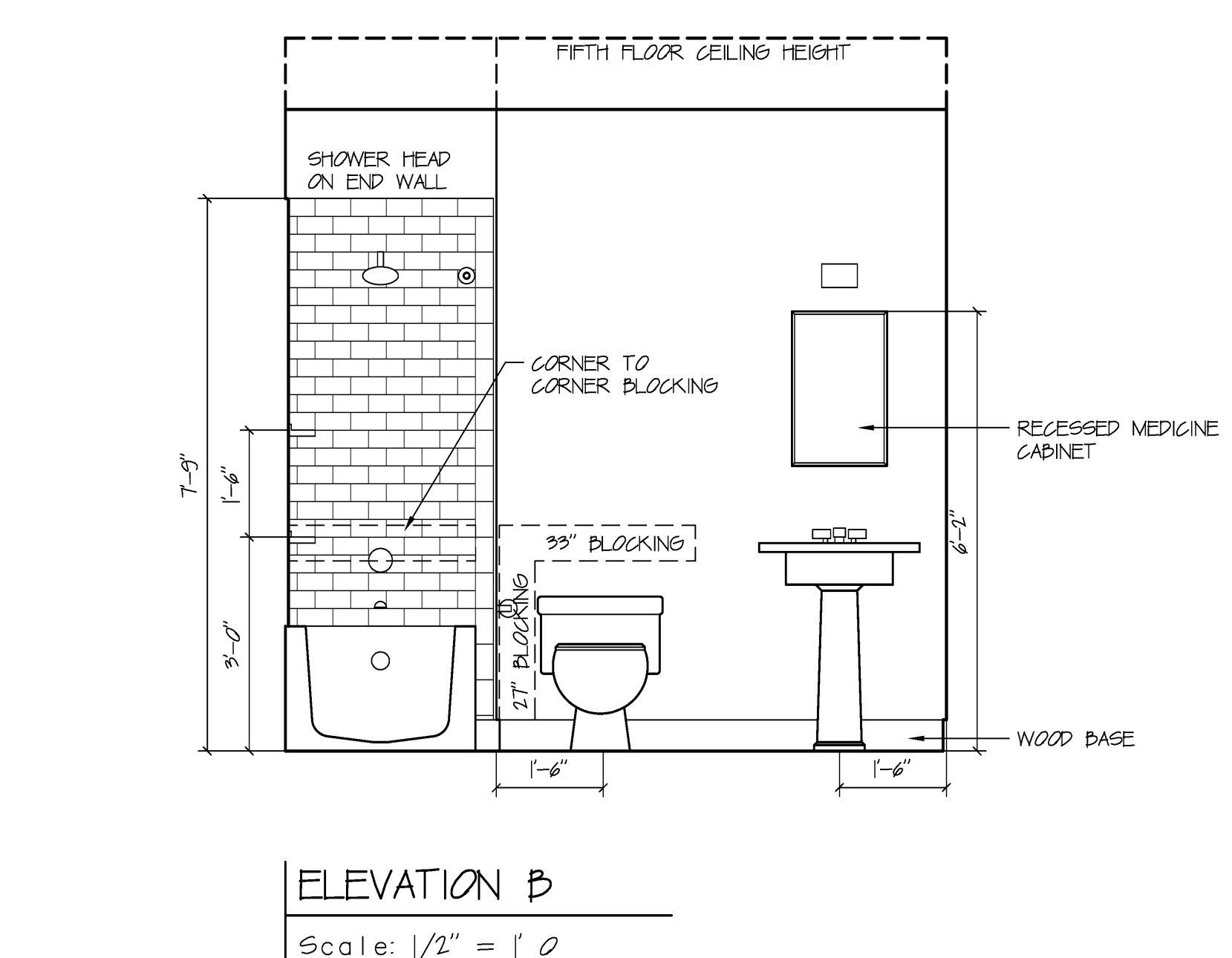
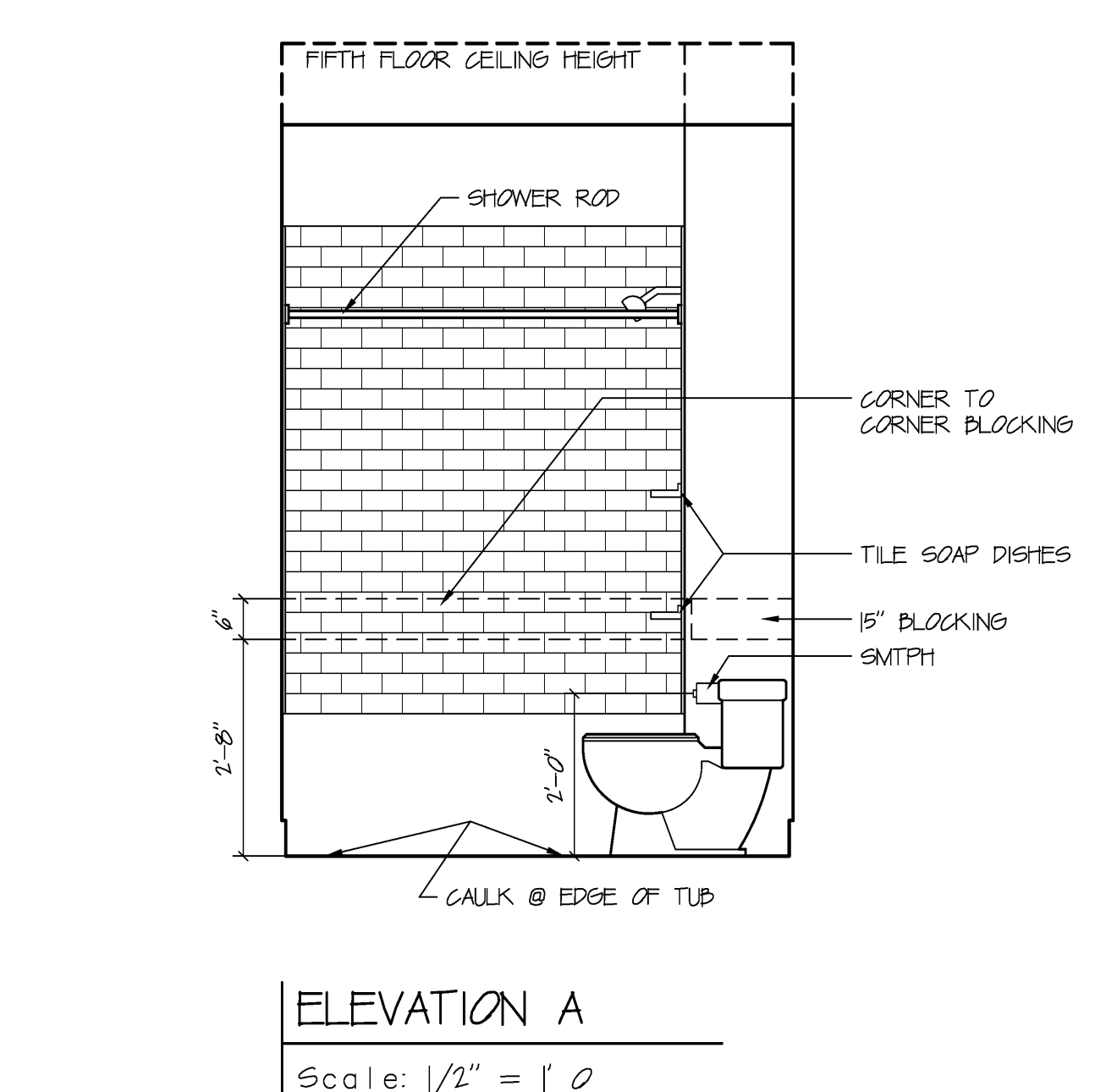


UNIT A MASTER BATH



UNIT A BATH

UNIT & COMMON AREA INTERIOR ELEVATION NOTES

APPLIANCES
ALL APPLIANCE COLORS TO BE SELECTED BY OWNER
VERIFY APPLIANCE DIMENSIONS PRIOR TO ORDERING CABINETS.

- MICROWAVE/ HOOD: GE JVM1870SK
- DISHWASHER: GE PDW7380JSS
- REFRIGERATOR: GE PFC51NJWSS
- GAS RANGE: GE JGS9688EKSS
- GARBAGE DISPOSAL: GE GFC720F
- WASHER: NIC
- DRYER: NIC

- APPLIANCE NOTE:**
1. PROVIDE DRYER BOXES FOR CONNECTION OF DRYER VENT TO DRYER EXHAUST SYSTEM. TO BE INSTALLED IN NON FIRE RATED WALL.
 2. DRYERS TO BE SIDE WALL DRYER VENT DISCHARGE WHERE BACK WALL IS DWELLING SEPARATION WALL.
 3. PROVIDE DRYER ELL SWEEP AT TRANSITION FROM VERTICAL RISE TO HORIZONTAL RUN OF DRYER EXHAUST DUCT.
 4. PROVIDE BRAIDED HOSES FOR ALL WASHERS.

- UNIT BATHROOM ACCESSORIES**
- MIRROR I: 44x67
 - MIRROR II: 44x76
 - MIRROR III: 44x40
 - MIRROR IV: 44x28
 - MIRROR V: 44x79
 - MIRROR VI: 44x34
 - MIRROR VII: 44x25
 - ALL MIRRORS TO HAVE POLISHED EDGES
 - MIRRORS OVER 60\"/>

- SURFACE MTD. TOILET PAPER HOLDERS (SMTPH): KOHLER K-14444-CP PURIST
- RECESSED MEDICINE CABINET: AMERICAN PRIDE 16x22
- TOWEL BAR: KOHLER K-14436-CP PURIST
- SHOWER ROD: GAMCO 125SRC
- ROBE HOOKS: KOHLER K-14443-CP PURIST

CABINET NOTES:
D50, CHERRY PLYWOOD. WIRE PULLS IN ALL UNITS
ALL CABINET INTERIOR SHELVES TO BE ADJUSTABLE
PROVIDE BLOCKING IN WALLS AS REQUIRED FOR ATTACHMENT.

CAULKING NOTES:
CAULK THE PERIMETER OF ALL TUBS AND SHOWERS.
CAULK THE PERIMETER OF ALL THE TOILET BASES.
CAULK PERIMETER OF ALL IN COUNTER LAVATORIES.
CAULK ALL INTERSECTIONS OF COUNTERTOP BACKSPLASHES AND WALLS.
CAULK ALL INTERSECTIONS OF CABINETS AND WALLS.

MECHANICAL NOTES:
REFER TO PLUMBING PLANS BY OTHERS FOR CONNECTIONS TO PLUMBING FIXTURES AND APPLIANCE CONNECTIONS. ALL TOILETS SHALL HAVE ELONGATED FRONTS.

BLOCKING NOTES:
PROVIDE WOOD BLOCKING AS REQUIRED FOR THE ATTACHMENT OF TOWEL BARS, T.P.H.'S, GRAB BARS, SHOWER RODS, CABINETS, AND ALL BATHROOM ACCESSORIES. GRAB BARS AND TOWEL BARS IN TOILET ROOM TO BE INSTALLED TO WITHSTAND 250 LBS. OF VERTICAL LOAD. BLOCKING FOR FUTURE GRAB BARS SHALL FOLLOW FHA GUIDELINES. GRAB BAR BLOCKING HEIGHT FROM 32\"/>

FLOOR FINISH NOTES:
EXTEND FLOOR FINISHES UNDER ALL BASE CABINETS.

SHELVING NOTES:
LAMINATED WOOD SHELVES.

ELECTRICAL NOTES:
REFER TO ELECTRICAL PLANS BY OTHERS FOR LOCATION AND HEIGHTS OF ELECTRICAL DEVICES. ELECTRICAL DEVICES AS SHOWN ARE ONLY EXAMPLES AND SHALL NOT BE CONSIDERED AS INCLUSIVE.

DIMENSIONAL NOTES:
ALL DIMENSIONS ARE TO THE FINISHED MATERIALS. COORDINATE DIMENSIONS WITH FINISHES TO BE INSTALLED. GRAB BAR DIMENSIONS ARE TO THE TOP OF THE BAR.

ALTERNATIVE MANUFACTURERS
REFER TO SPECIFICATIONS

DAVID M. WHITE, ARCHITECT
403 Tibbetts Hill Road
P. O. Box 447
Goffstown, NH 03045
(603) 437-3405

THE VILLAGE AT OCEAN GATE, LLC
c/o Atlas Investment Group, LLC
95 Fay Street, Suite 107B
Boston, MA 02118

THE BAY HOUSE
Middle Street
Portland, Maine

INTERIOR ELEVATIONS
Scale: 1/2" = 1'-0"
Commission No.: 06-008
Date: July 15, 2008

REVISIONS:

DRG. NO.
1E.1