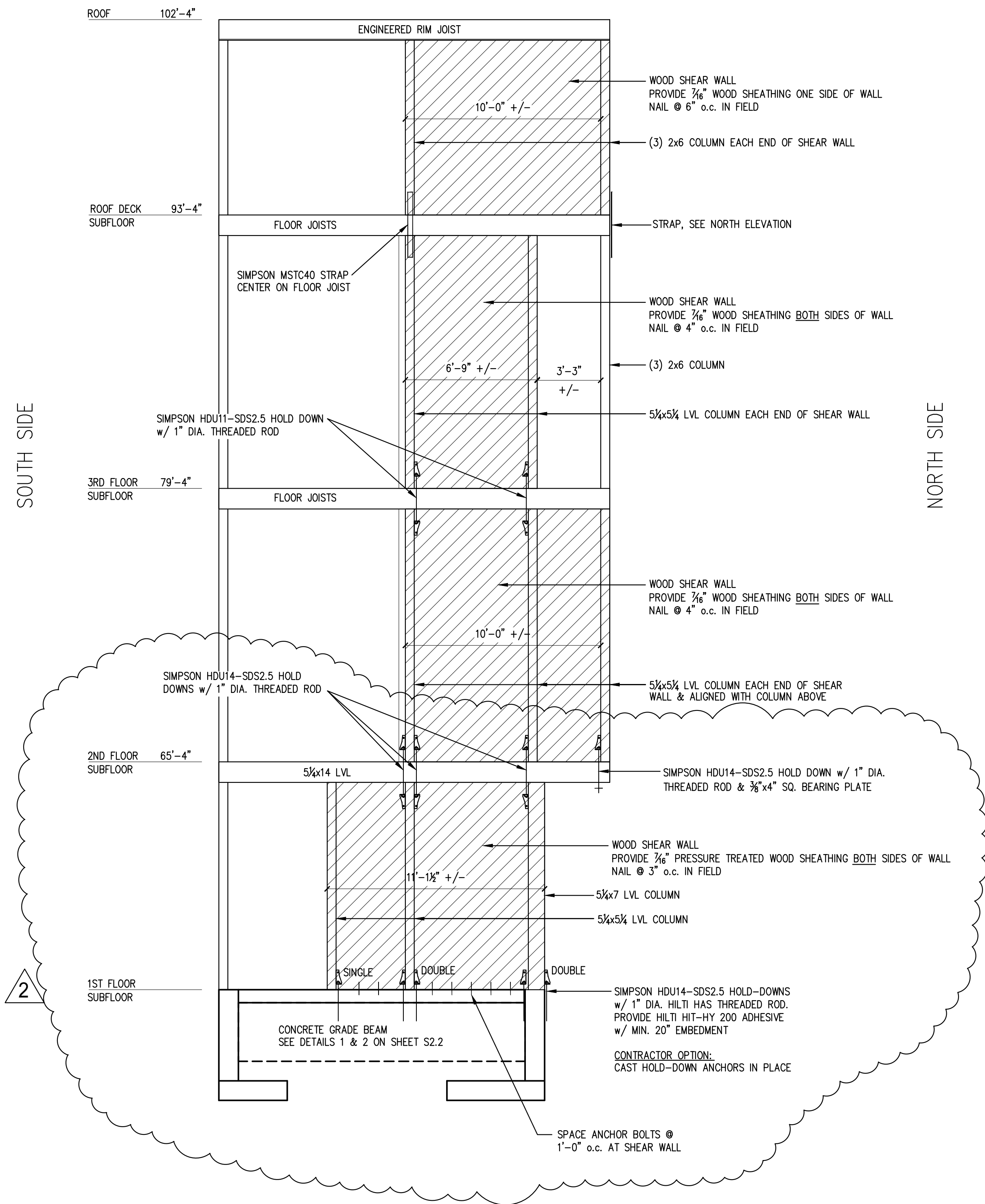



PRINTED: Oct 14, 2016



- NOTES FOR SHEAR WALLS:**
1. WOOD SHEATHING SHALL BE 3/4" APA RATED SHEATHING, U.N.O.
 2. DO NOT COUNTERSINK NAILS INTO PLYWOOD SHEATHING.
 3. BLOCK ALL PANEL EDGES
 4. SPACE NAILS 12" o.c. AT INTERMEDIATE SUPPORTS.
 5. SHEAR WALLS SHALL EXTEND UP TO DIAPHRAGM ABOVE.
 6. SEE 8/S4.1 FOR TYPICAL HOLD-DOWN DETAIL BETWEEN SHEAR WALLS


INTERIOR SHEAR WALL ELEVATION

SCALE: 1/4"=1'-0" 1



424 Fore Street
 Portland, ME 04101
 Phone 207.842.2800
 Fax 207.842.2828
 www.cascobayengineering.com

CLIENT:
SUNNY TIME SOLAR LLC
 PO BOX 15372
 PORTLAND, ME 04101



THE HAWK
 48 HANCOCK STREET
 PORTLAND, MAINE
 NEW BUILDING

No.	ISSUED	DESCRIPTION	DR.	CHK.	DATE
			BY	BY	ED
0		ISSUE FOR CONSTRUCTION	TD	TD	3-21-16
2		ADDENDUM #2	TD	ED	10-14-16

SHEET TITLE:
INTERIOR SHEAR WALL FRAMING ELEVATION

DESIGNED: TD
 DRAWN: TD
 DATE: 11-13-14
 PROJECT NUMBER: 14-135

S3.3