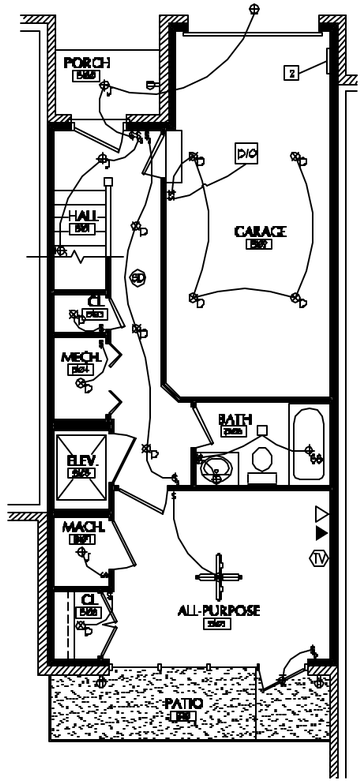


1 ELECT. PLAN - 1st FLOOR
SCALE: 1/4" = 1'-0"

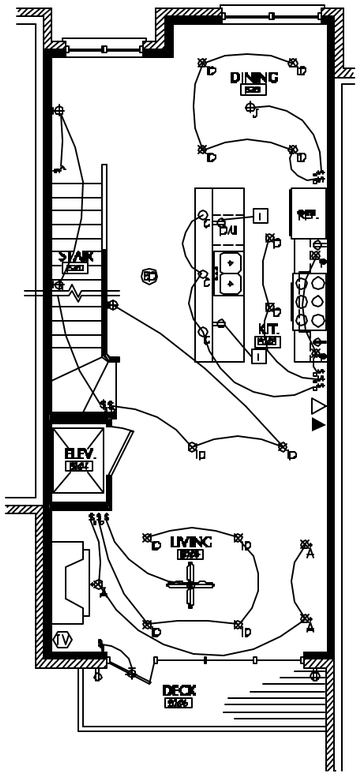


2 ELECT. PLAN - 2nd FLOOR
SCALE: 1/4" = 1'-0"

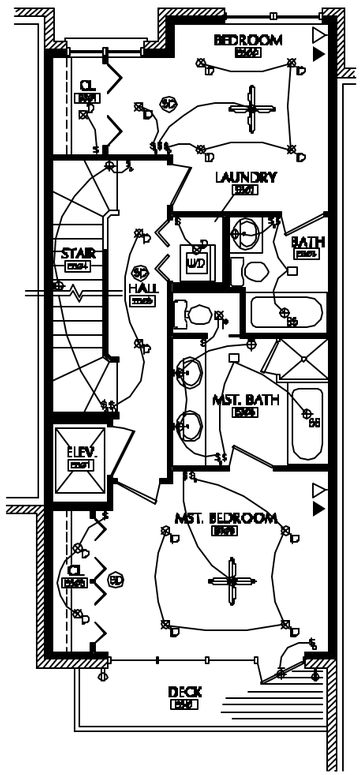


3 ELECT. PLAN - 3rd FLOOR
SCALE: 1/4" = 1'-0"

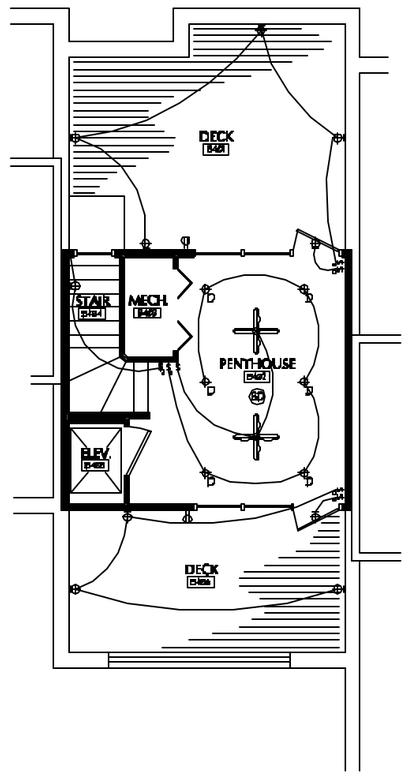


4 ELECT. PLAN - 4th FLOOR
SCALE: 1/4" = 1'-0"

IF THIS SHEET IS NOT 24 X 36 IT IS A REDUCED SCALE PRINT - SCALE ACCORDINGLY

## ELECTRICAL KEY

- TV CONNECTION
- POWER OUTLET
- 220 POWER OUTLET
- DATA OUTLET
- TELEPHONE OUTLET
- SMOKE DETECTOR
- EXHAUST FAN
- SURFACE CEILING LIGHT - J BOX
- IRIS DIRECTIONAL CEILING LIGHT (RECESSED)
- WALL MOUNTED LIGHT
- SINGLE SWITCH
- 3 WAY SWITCH
- DIMMER SWITCH
- CABLE MTD FIXTURE
- RECESSED DOWNLIGHT
- IRIS RECESSED DOWNLIGHT
- IRIS - A LAMP WALL WASH
- IRIS - CORNER WALL WASH
- IRIS - LENSED SHOWER LIGHT
- IRIS - SLOTTED ACCENT
- IRIS - PINHOLE
- BASIC WALL WASHER - RECESSED
- BASIC RECESSED SHOWER LIGHT

## ELECTRICAL PLAN - GENERAL NOTES

A. ALL SWITCHES ARE MOUNTED AT 36" AFF. UNLESS OTHERWISE INDICATED.
B. ALL ELECTRICAL OUTLETS TO BE MOUNTED HORIZ.
C. VERIFY EXACT LOCATIONS AND EXACT FIXTURES WITH OWNER.
D. VERIFY ELECTRICAL REQUIREMENTS AND SWITCH LOCATIONS OF ELEVATOR WITH MANUFACTURER USED.
E. THE ENTIRETY OF ELECTRICAL OUTLETS IS NOT SHOWN. LOCATIONS OF OUTLETS ARE TO BE DETERMINED BY CODE. THE OUTLETS SHOWN ON THESE DRAWINGS ARE ADDITIONAL OUTLETS DESIRED BY THE OWNER. FIELD VERIFY LOCATIONS OF ALL OUTLETS WITH OWNER.
F. ALSO SEE ELEVATIONS FOR EXTERIOR LIGHTING.
G. ALL EXTERIOR OUTLETS TO BE PROTECTED AS REQ'D.

## ELECTRICAL PLAN - KEYED NOTES

1. OUTLETS TO BE MOUNTED ABOVE THE COUNTER (THE DISHWASHER WILL REQUIRE ADDITIONAL POWER)
2. APPROX. LOCATION OF ELECTRICAL PANEL.

**CONSTRUCTION SET - FOR CONSTRUCTION**

PORT CITY ARCHITECTURE
65 NEWBURY STREET
PORTLAND, ME 04101
207.761.9000
fax 207.761.2010
info@portcityarch.com

CONSULTANTS:

# 44 FEDERAL STREET CONDOMINIUMS

44 FEDERAL STREET
Portland, Maine 04101

| # | DATE | DESCRIPTION |
|---|---|---|
| 3 | 5-15-05 | CONSTRUCTION SET |
| 2 | 1-11-05 | PERMIT SET |
| 1 | 6-9-05 | REVIEW SET |

REVISIONS

Date Issued: Date - Year
Project Number: 04106
Drawing Scale:

SHEET NAME
ELECT. PLAN UNIT B

Drawn By: MC
Checked By: ACH

E1.1

COPYRIGHT: Reuse or reproduction of the contents of this document is not permitted without written permission of PORT CITY ARCHITECTURE PA