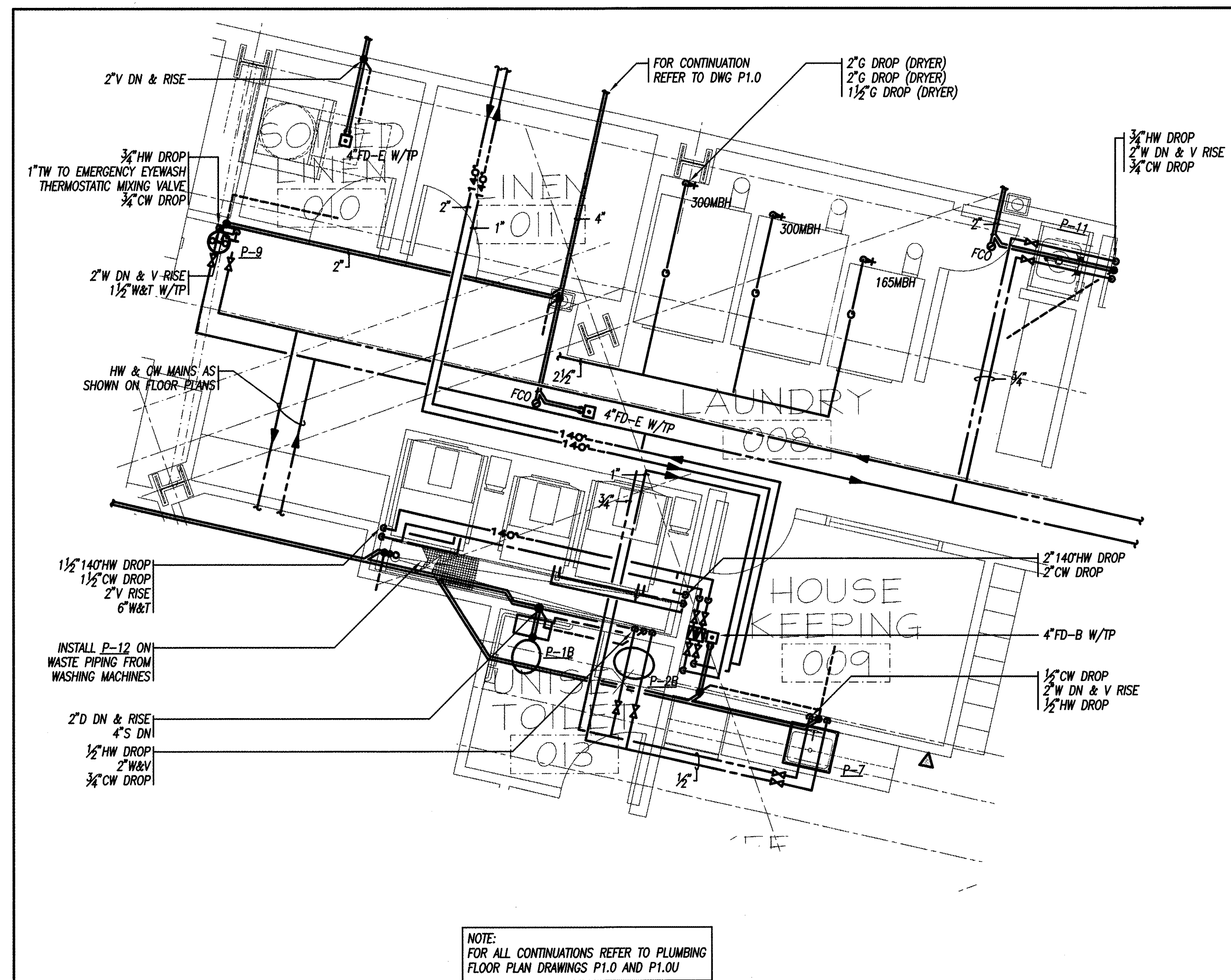
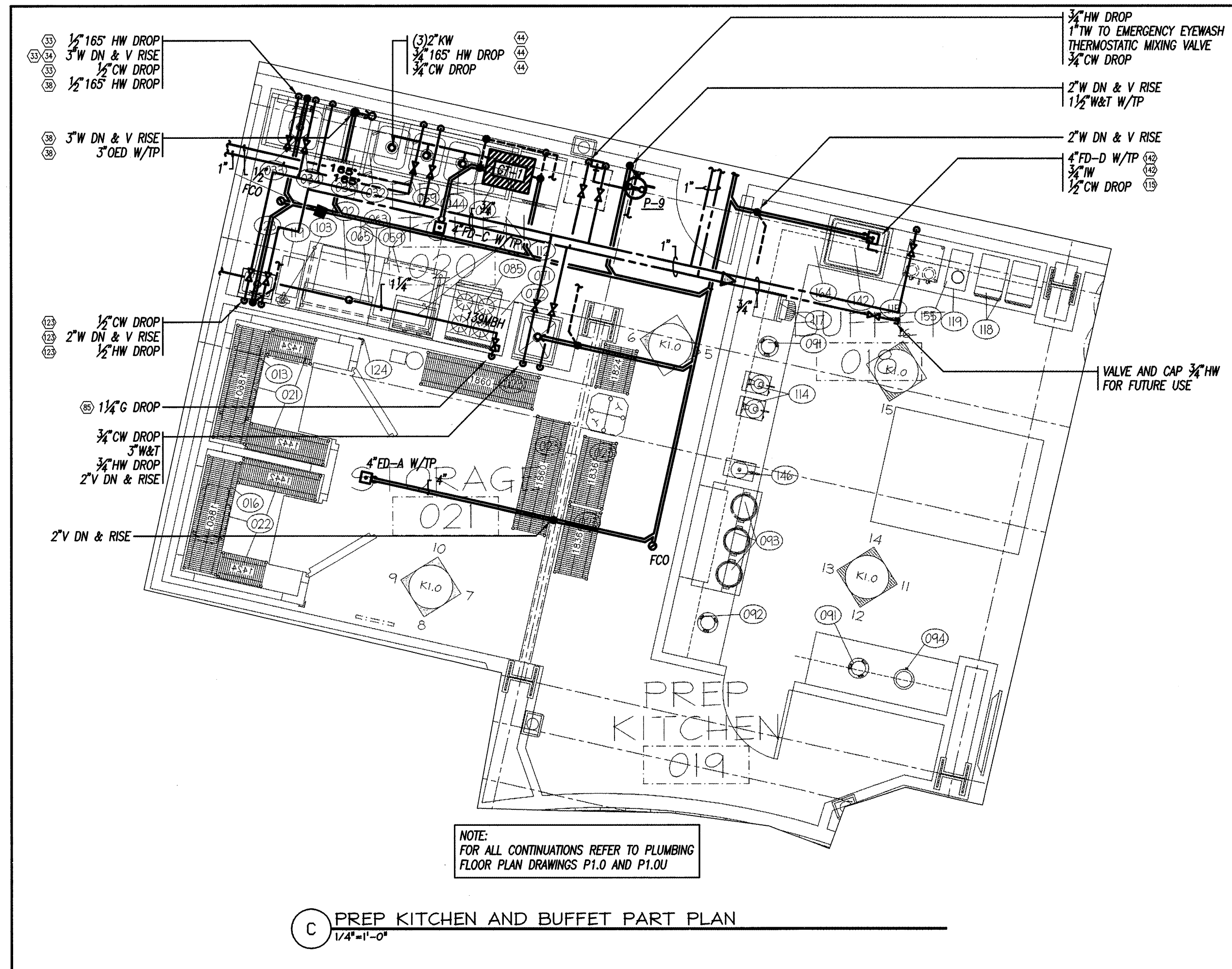


1:2007 1802:08 June 28:05 21:02:27:00 DWG:RWS03.P03.dwg 8/27/2007 1:22:28 PM, W

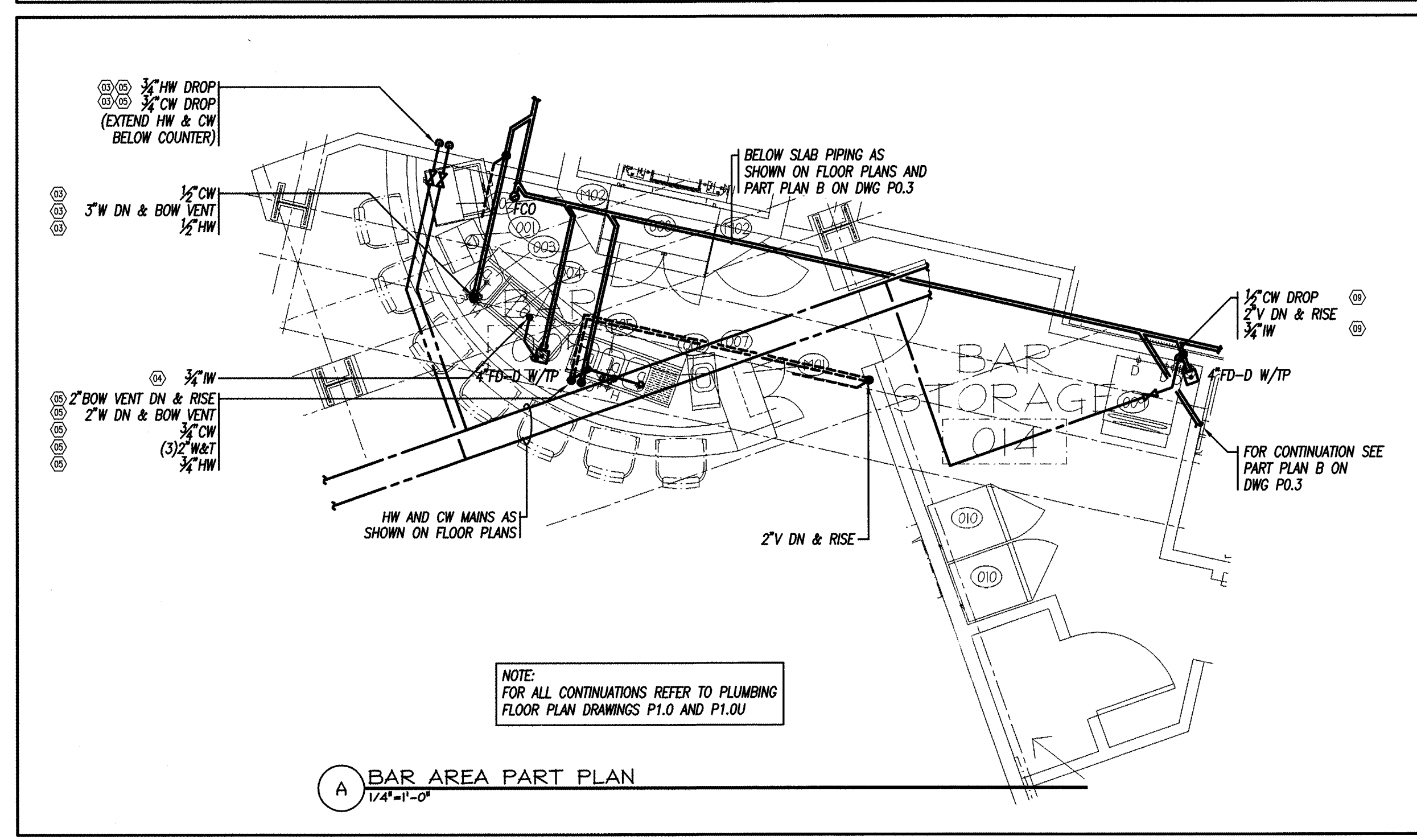


PREP KITCHEN EQUIPMENT SCHEDULE										
ITEM NO	QTY	DESCRIPTION	COLD WATER SIZE (IN)	HOT WATER SIZE (IN)	165° HOT WATER SIZE (IN)	DIRECT DRAIN SIZE (IN)	INDIR. DRAIN SIZE (IN)	GAS SIZE (IN)	MBH	EQUIPMENT REMARKS
033	1	SPRAY RINSE	3/4	-	3/4	-	-	-	-	-
034	1	DISPOSER AND CONTROL	1/2	-	-	2	1/2	-	-	SUPPLY WITH (2) BALL VALVES AND 2" P-TRAP
038	1	DISHWASHER-UNDERCOUNTER	-	-	3/4	-	3/4	-	-	INSTALL 3" OED FOR DISHWASHER WASTE
044	1	POT SINK WITH END PANEL	3/4	-	3/4	-	-	-	-	DRAIN TO GREASE INTERCEPTOR. FAUCET BY OTHERS, PIPED BY PLUMBING SUB
085	1	FOUR BURNER GAS RANGE	-	-	-	-	-	1	139	MINIMUM NATURAL GAS SUPPLY PRESSURE: 3.7" W.C.
102	1	ICE MAKER-UNDERCOUNTER	1/2	-	-	-	3/4	-	-	WATTS SD-3 AND INSTALL ITEM 103 ON CW SUPPLY
103	1	WATER FILTER	1/2	-	-	-	-	-	-	-
115	1	COFFEE AIRPOT BREWER	1/2	-	-	-	-	-	-	WATTS SD-3 AND CUNO MODEL CFS6812-S FILTER ON CW
123	1	HAND LAVATORY	1/2	1/2	-	2	-	-	-	-
GT-1	1	GREASE TRAP	-	-	-	2	-	-	-	JAY R. SMITH MODEL 8050 WITH ACID RESISTANT COATED INSIDE AND OUTSIDE SET FLUSH WITH FINISHED FLOOR, EXTENSION AS REQUIRED

BAR AREA EQUIPMENT SCHEDULE										
ITEM NO	QTY	DESCRIPTION	COLD WATER SIZE (IN)	HOT WATER SIZE (IN)	165° HOT WATER SIZE (IN)	DIRECT DRAIN SIZE (IN)	INDIR. DRAIN SIZE (IN)	GAS SIZE (IN)	MBH	EQUIPMENT REMARKS
003	1	UNDERBAR HANDSINK	1/2	1/2	-	1-1/2	-	-	-	-
004	1	UNDERBAR ICE CHEST	-	-	-	-	1/2	-	-	-
005	1	UNDERBAR SINK	1/2	1/2	-	-	1	-	-	-
009	1	ICE MAKER WITH BIN	1/2	-	-	-	3/4	-	-	WATTS SD-3 AND CUNO MODEL IA1 ON CW SUPPLY

EXACT CONNECTIONS & SIZES SHALL BE COORDINATED WITH EQUIPMENT PROVIDER. PRIOR TO START OF WORK CONTRACTOR SHALL REFER TO KITCHEN PLANS AND OTHER KITCHEN DRAWINGS AND SCHEDULES. FURNISH AND INSTALL ALL PLUMBING PIPING TO THIS KITCHEN EQUIPMENT. ALL KITCHEN FIXTURES BY OTHERS

PRIOR TO THE START OF WORK THE PLUMBING SUBCONTRACTOR SHALL COORDINATE ALL LAUNDRY ROOM AND LAUNDRY EQUIPMENT REQUIREMENTS WITH THE OWNER, THE ARCHITECT AND THE CONSTRUCTION MANAGER.



PERMIT ISSUE - 09/27/07

NO.	REVISION	DATE
SCALE: AS NOTED	DRAWN BY: EMG	
DATE: 09/27/07	CHECKED BY: RJM	

PAUL D. SULLIVAN
No. 8911
REGISTERED PROFESSIONAL ENGINEER

R. W. Sullivan Engineering
Hvac, Electrical, Plumbing, Fire Protection Code
The Stafford Center
629 Main Street, Suite 203
Boston, Massachusetts 02129-1107
Phone: (617) 523-8222
Fax: (617) 523-8216
www.rwseng.com
RWS Job No. 2273.00

PROJECT
RESIDENCE INN BY MARRIOTT
PORTLAND, ME
JOB# 802

TITLE
PLUMBING PART PLANS AND EQUIPMENT SCHEDULES

GROUP ONE
21 W. THIRD STREET, BOSTON, MA 02127
TEL: (617) 268-7000 FAX: (617) 268-0209

DRAWING NO.
P0.3