





ROOF LEVEL FRAMING PLAN
SCALE: 3/32"=1'-0"

- NOTES:**
- REFER TO DRAWINGS S1.0 AND S1.1 FOR GENERAL NOTES.
 - +C=1" INDICATES THE AMOUNT OF POSITIVE CAMBER REQUIRED AT MID SPAN OF STRUCTURAL MEMBER.
 - M.F. - INDICATES MOMENT FRAME. REFER TO DRAWINGS S3.2 AND S3.3 FOR SIZES AND ELEVATIONS.
 - B.F. - INDICATES VERTICAL BRACED FRAME. REFER TO DRAWING S3.1 FOR SIZES AND ELEVATIONS.
 - DB - INDICATES SIZE OF D-BEAM MEMBER OF "GIRDER SLAB" SYSTEM BY GIRDER SLAB TECHNOLOGIES, LLC.
 - () INDICATES MOMENT CONNECTION.
 - () INDICATES DIAGONAL BRACING MEMBER.
 - () INDICATES SPAN OF 8" DP. HOLLOW CORE PRECAST PLANK (UNTOPPED) U.N.O.
TOP OF PLANK EL. 56'-4"
 - REFER TO ARCHITECTURAL AND MECHANICAL DRAWINGS FOR MISCELLANEOUS FLOOR OPENINGS NOT SHOWN.
 - DIMENSIONS AND ELEVATIONS SHOWN HAVE BEEN PROVIDED BY THE ARCHITECT. ALL INFORMATION MUST BE VERIFIED WITH THE LATEST SET OF ARCHITECTURAL DRAWINGS. BRING ANY CONFLICTS OR DISCREPANCIES TO THE ATTENTION OF THE ARCHITECT PRIOR TO SHOP DRAWING PREPARATION OR CONSTRUCTION. REFER TO ARCHITECTURAL DRAWINGS FOR ADDITIONAL DIMENSIONS AND ELEVATIONS NOT SHOWN.

- NOTES:**
- TOP OF STEEL EL. 60'-3".
 - TOP OF STEEL EL. 63'-6" U.N.O.
 - (*) INDICATES TOP OF STEEL (-) U.N.O.
- PERMIT ISSUE - 09/27/07

NO.	REVISION	DATE
SCALE: 3/32" = 1'-0"	DRAWN BY: FTV	DATE: 09/27/07
	CHECKED BY: BRG	



PROJECT
RESIDENCE INN BY MARRIOTT
PORTLAND, ME.
JOB # 27089.00

TITLE
ROOF LEVEL FRAMING PLAN

GROUP ONE
21 W. THIRD STREET, BOSTON, MA 02127
TEL. (617)268-7000 FAX: (617)268-0209

DRAWING NO.
S2.3