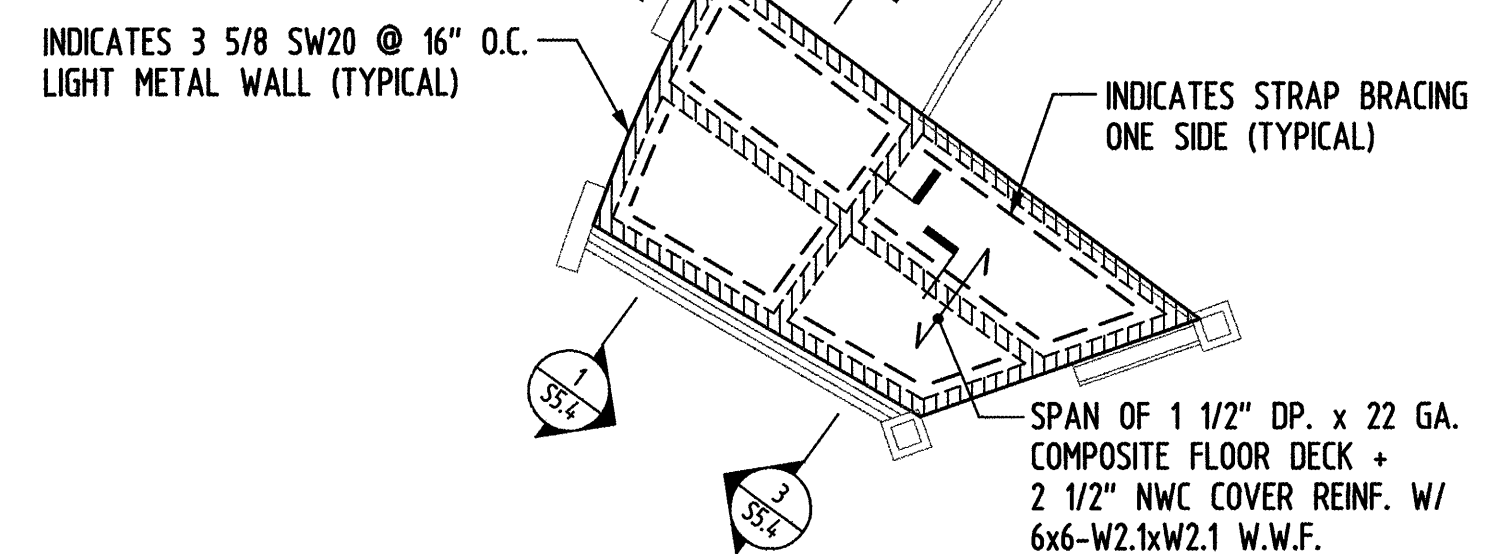


PART PLAN AT STAIR LANDING

SCALE: 1/4"=1'-0"



SECOND FLOOR LEVEL FRAMING PLAN


SCALE: 3/32"=1'-0"

PART PLAN AT HANGING PARTITION

SCALE: 3/32"=1'-0"

PERMIT ISSUE - 09/27/07

NO.	REVISION	DATE
SCALE: 3/32" = 1'-0" DRAWN BY: FTV		
DATE: 09/27/07 CHECKED BY: BRG		






PROJECT
RESIDENCE INN BY MARRIOTT
 PORTLAND, ME.
 JOB # 27089.00

TITLE
SECOND FLOOR FRAMING PLAN

GROUP ONE
 21 W. THIRD STREET, BOSTON, MA 02127
 TEL. (617)268-7000 FAX: (617)268-0209

DRAWING NO.
S2.1

NOTES:

- REFER TO DRAWINGS S1.0 AND S1.1 FOR GENERAL NOTES.
- +c=" INDICATES THE AMOUNT OF POSITIVE CAMBER REQUIRED AT MID SPAN OF STRUCTURAL MEMBER.
- M.F. - INDICATES MOMENT FRAME. REFER TO DRAWINGS S3.2 AND S3.3 FOR SIZES AND ELEVATIONS.
- B.F. - INDICATES VERTICAL BRACED FRAME. REFER TO DRAWING S3.1 FOR SIZES AND ELEVATIONS.
- () INDICATES MOMENT CONNECTION.
- () INDICATES DIAGONAL BRACING MEMBER.
- () INDICATES SPAN OF 8" DP. HOLLOW CORE PRECAST PLANK (UNTOPPED) U.N.O. TOP OF PLANK EL. 18'-0" U.N.O.
- REFER TO ARCHITECTURAL AND MECHANICAL DRAWINGS FOR MISCELLANEOUS FLOOR OPENINGS NOT SHOWN.
- DIMENSIONS AND ELEVATIONS SHOWN HAVE BEEN PROVIDED BY THE ARCHITECT. ALL INFORMATION MUST BE VERIFIED WITH THE LATEST SET OF ARCHITECTURAL DRAWINGS. BRING ANY CONFLICTS OR DISCREPANCIES TO THE ATTENTION OF THE ARCHITECT PRIOR TO SHOP DRAWING PREPARATION OR CONSTRUCTION. REFER TO ARCHITECTURAL DRAWINGS FOR ADDITIONAL DIMENSIONS AND ELEVATIONS NOT SHOWN.