

LIGHTING SCHEDULE	
TYPE	DESCRIPTION SEE ELECTRICAL AND LIGHTING PLANS FOR FIXTURE SPEC.
004	CEILING MOUNTED FLUORESCENT FIXTURE
004	DECORATIVE CHANDELIER
004	WALL MOUNTED INCANDESCENT FIXTURE
004	CEILING MOUNTED PENDANT FIXTURE
004	WALL MOUNTED INCANDESCENT FIXTURE
004	WALL MOUNTED EXT. FLUORESCENT FIXTURE
004	2x2 RECESSED FLUORESCENT FIXTURE
004	2x4 RECESSED FLUORESCENT FIXTURE
004	4' SURFACE MNTD. COMPACT FLUOR. STRIP
004	WALL MOUNTED FLUORESCENT FIXTURE
004	WALL MOUNTED FLUORESCENT FIXTURE
004	SURFACE STRIP FIXTURE
004	SURFACE FLUORESCENT STRIP FIXTURE
004	RECESSED FLUORESCENT DOWNLIGHT FIXTURE
004	RECESSED INCANDESCENT DOWNLIGHT FIXTURE
004	RECESSED INCANDESCENT DOWNLIGHT FIXTURE
004	RECESSED HALOGEN DOWNLIGHT FIXTURE
004	EXTERIOR RECESSED INCAND. DOWNLIGHT FIXT.
004	EXTERIOR RECESSED INCAND. DOWNLIGHT FIXT.
004	WALL MOUNTED METAL HALIDE FIXTURE
004	EXTERIOR CEILING MOUNTED FIXTURE
004	DECORATIVE EXTERIOR FLUOR. WALL FIXTURE
004	DECORATIVE EXTERIOR FLUOR. WALL FIXTURE
004	EXIT SIGN ONE SIDED FIXTURE
004	EXIT SIGN TWO SIDED FIXTURE
004	WALL MOUNTED EMERGENCY BATTERY FIXTURE

TRACK LAMP SCHEDULE			
TRACK	HEAD	WATT	BEAM SPREAD
U030	a	75	PAR 38 FL 30 DEG.
	b	75	PAR 38 FL 30 DEG.
	c	75	PAR 38 FL 30 DEG.
	d	90	PAR 38 FL 28 DEG.
	e	120	PAR 38 FL 30 DEG.
	f	120	PAR 38 FL 30 DEG.
	g	120	PAR 38 FL 30 DEG.
	h	120	PAR 38 FL 30 DEG.
	i	90	PAR 38 FL 28 DEG.
	j	90	PAR 38 FL 28 DEG.
	k	90	PAR 38 FL 28 DEG.
	l	90	PAR 38 FL 28 DEG.

GE HIR ULTRA XL HALOGEN PAR LAMP. AVERAGE LIFE 6000HRS.

NOTES:

- PROVIDE 2 I-LED TRANSFORMERS FOR U030 AND U040
- TRACK T010 TO INCLUDE ALL NECESSARY COMPONENTS AS REQUIRED TO COMPLETE LAYOUT SHOWN ON DRAWINGS. CONTACT SKASSOC FOR COMPLETE BILL OF MATERIALS 781-821-1700 TO INCLUDE 8 TRACK HEADS WAC HM-1-785-PT SEE LAMP LIST ABOVE

LIGHTING SCHEDULE								O-OWNER C-CONTRACTOR	
FIXT.	WATTS	MOUNTING	DESCRIPTION	MANUFACTURER	CAT. NO.	LAMP	REMARKS	SUPPL. BY	INST. BY
R010								C	C
R030	100	RECESSED	DOWNLIGHT	INFINITY	NH 60-100-ED17 MED.MWT.BH	100MH ED 17	-	C	C
R040	52FL	RECESSED	DOWNLIGHT	INFINITY	PH60 226 Q EB MWT.BH.UNV	2-26OPL	-	C	C
R050	26FL	RECESSED	DOWNLIGHT	INFINITY	PH60 126 Q EB MWT.BH.UNV	1-26OPL	-	C	C
R060	150	RECESSED	DOWNLIGHT	INFINITY	MHR 75 150BH	150 PAR 38	-	C	C
R070	52FL	RECESSED	WALLWASH	INFINITY	WIN PL66 226Q EB MWT BH UNV	2-26OPL	-	C	C
R080		RECESSED	DOWNLIGHT	MAC	HR801-HR834-BN	1-75MR16 VNS	-	C	C
R090	13	RECESSED	DOWNLIGHT	INFINITY	PV45 113 Q.MWT BH UNV	1-13OPL	-	C	C
R100	75	RECESSED	DOWNLIGHT	INFINITY	LV 45-75 1 MR16-BH-120	1-75 MR16FL	W/LENS OVER BUFFET LOW VOLTAGE	C	C
R101	90	RECESSED	DIRECTIONAL	INFINITY	DR75-90PAR 38/MED MW TBD	90 PAR 38 FL	28DEG NARROW FLOOD	C	C
X010	-	SURFACE	EXIT UNIV MOUNT	EMERGILITE	ECL 4 R	LED	-	C	C
Z010	80	WALL	SCONCE	MANNING	LAKEFRONT DE722 PP(9R)2F40-120-WP	2-BIAX	36"HT SILVER FIN	C	C
Z020	78	WALL	SCONCE	MANNING	LAKEFRONT DE720 PP(9P)2F39-120-WP	2-BIAX	22 1/4"HT SILVER FIN	C	C
Z030	100	WALL	CYL.DNLT	INFINITY	MRHC9100PAR38MED BLK WMOW	MHSP	-	C	C
Z050	42	WALL	UP-DOWN	TLI(TERON)	CRNM-F142X-120E SN UL10	3500K 42TT	-	C	C
Z250	42	WALL	WALL PACK	LUMINIS	TP200-M100 DT-GRT	MH100 ED-17	SILVER GRAY	C	C
F010	64	SURFACE	FLUOR CHANNEL	WILLIAMS	20-4-232-A EB2 UNV	2-32 T8	CHANNEL	C	C
F020	96	RECESSED	2x4 FL	WILLIAMS	T8T2-4-332 SA 12 EB3 UNV	3-32 T8	PRISM FACE	C	C
F030	NOT USED								
F040	NOT USED								
F050		RECESSED	2x2 FL PARAB.	WILLIAMS	U3 G D 22 240TT 335 EB3 UNV	3-40 TT5		C	C
C010	64	SURFACE	STAGG.END FLUOR	WILLIAMS	74-4-232-EB2/1 UNV 2 CIRC.	2-32 T8	48" TWO CIRCUIT DOUBLE SWITCH	C	C
C020	128	SURFACE	STAGG.END FLUOR	WILLIAMS	74-8-232-EB2/2 UNV 2 CIRC.	4-32 T8	96" TWO CIRCUIT DOUBLE SWITCH	C	C
C030	20	OVERCABINET	STAGG.END FLUOR	WILLIAMS	74-2-117-EB/120	T8	BUFFET	C	C
T010	1200	TRACK	PENDANT MOUNT	MAC	FLEXRAIL1	SEE LIST	SEE NOTE #2		
U010	13	UNDER CABINET	FLUOR	MAC	BA F 113 WT	F13 T5		C	C
U020	5	UNDER BAR	FLUOR	MAC	BA F 108 WT	F8 T5		C	C
U030	-	RECESSED	UPLIGHT	ILED	86029-009-024/84344	LED	IN FLOOR, LOW VOLTAGE W/TRNS.		
U040	-	RECESSED	UPLIGHT	ILED	86001-007-216	LED	IN MILLNORK, LOW VOLTAGE W/TRNS.		
U050	15	UNDERCABINET	FLUOR	MAC	BA F 113	T5	BUFFET		
RWH	60	EXTERIOR	EMERGENCY HEAD	EMERGILITE	LITE 1 (AC)-DG	60 A			
SI		WALLMOUNT		WILLIAMS	20 4 232 A EB2 120		MOUNT AT 7'-0" AFF		
GUESTROOM FIXTURES									
D75B	60	WALLMOUNT	SCONCE	LIGHTEN UP			CORRIDOR AT GUESTROOM ENTRY		
D77A			SCONCE						
D65A	50	WALLMOUNT	FLUOR	CHALLENGER	VA2463-00		30" LONG		

DECORATIVE LIGHTING SCHEDULE								O-OWNER C-CONTRACTOR	
FIXT.	WATTS	MOUNTING	DESCRIPTION	MANUFACTURER	CAT. NO.	LAMP	REMARKS	SUPPL. BY	INST. BY
D010	225	SURFACE	DECORATIVE				BY OWNER CORRIDOR 057	O	C
D020	200	SURFACE	DECORATIVE				BY OWNER PRE FUNCTION	O	C
D030	200	SURFACE	DECORATIVE				BY OWNER MEETING ROOM	O	C
D050	150	WALL	DECORATIVE				BY OWNER POOL	O	C
D060	150	WALL	DECORATIVE				BY OWNER BREAKFAST ROOM	O	C
D070	200	CEILING	DECORATIVE				BY OWNER VESTIBULE	O	C
D080	120	SURFACE	DECORATIVE					O	C
D090	60	SURFACE	LED TAPE	CIP	XH9528002-32'	LED	GALLERY LIGHTING, SEE NOTE 1	O	C
D100	20					LED	UPLIGHTING UNDER BACKBAR DECOR GLASS	O	C
D110	120	SURFACE	DISPLAY STANDS W/LED UPLIGHTS	TUBE LIGHTING PRODUCTS	BOTTLE BEACONS BB12 QUAN 2, BB22 QUAN 2, BB32 QUAN 2	LED	BOTTLE DISPLAY ON BACKBAR SEE NOTE 2	O	C

LEGEND OF SYMBOLS	
(XX)	COLUMN LINE MARKER
XXX	CEILING MATERIAL
X'-X"	CEILING HEIGHT
XXX AX.X	SECTION DESIGNATION DRWG. NUMBER WHERE SECTION APPEARS
XXX AX.X	DETAIL NUMBER DRWG. NUMBER WHERE DETAIL APPEARS

CEILING TYPE LEGEND	
GNB	- PAINTED GYPSUM BOARD - SEE FINISH SCHEDULE ON A9.0
ACT	- ACOUSTICAL CEILING TILE - SEE FINISH SCHEDULE ON SHEET A9.0
ACT 2	- ACOUSTICAL CEILING TILE - SEE FINISH SCHEDULE ON SHEET A9.0
PT	- PAINTED PLANK - SEE FINISH SCHEDULE ON A9.0
SB	- SURFACE BOARD - SEE FINISH SCHEDULE ON A9.0

GENERAL NOTES:

- SEE A4.4 FOR LIGHT FIXTURE SCHEDULE
- ANY CONCEALED SPACES OVER 900 S.F. MUST BE CONSTRUCTED WITH NON-COMBUSTIBLE MATERIALS.
- WHERE SPRINKLER HEADS OCCUR IN AREAS WITH SUSPENDED CEILINGS THEY ARE TO BE CENTERED ON CEILING TILES.
- CEILING TILES TO BE CENTERED IN CORRIDORS TYPICAL.
- WHERE LIGHT FIXTURES OCCUR IN AREAS WITH SUSPENDED CEILINGS THEY ARE TO BE CENTERED ON CEILING TILES.
- IN MET AREAS USE MOISTURE RESISTANT GYPSUM BOARD WITH VAPOR BARRIER


PLANK FINISH NOTES:

- ALL UNDERSIDE OF PLANKS ARE TO BE CLEARED OF ALL MORTAR & DEBRIS AND ARE TO BE PATCHED OF ALL CRACKS & FIGURES
- PLANK JOINTS ARE TO BE CAULKED
- PLANK TO RECEIVE TEXTURED SPRAY FINISH PAINT AS INDICATED

PERMIT ISSUE - 09/27/07

NO.	REVISION	DATE

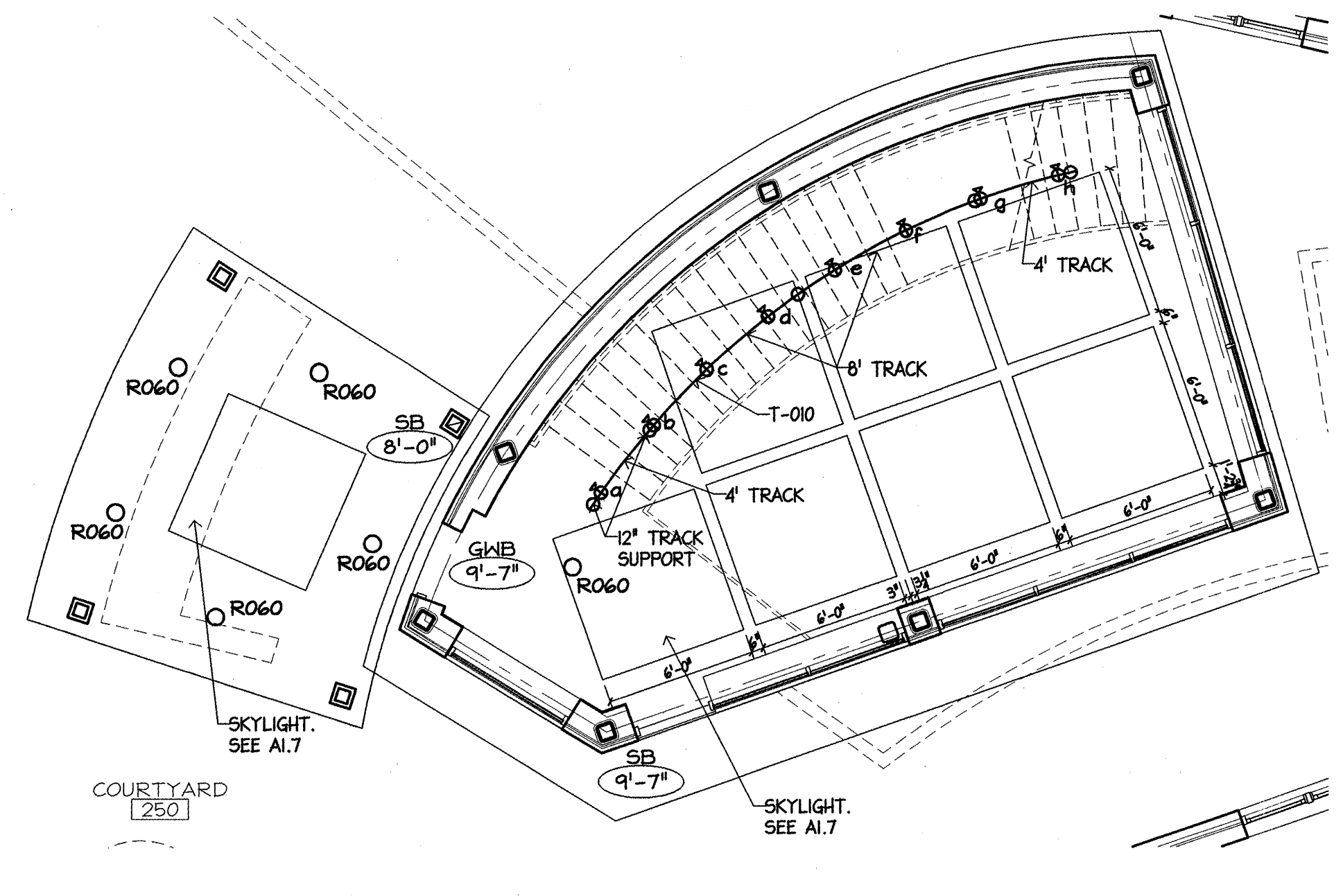
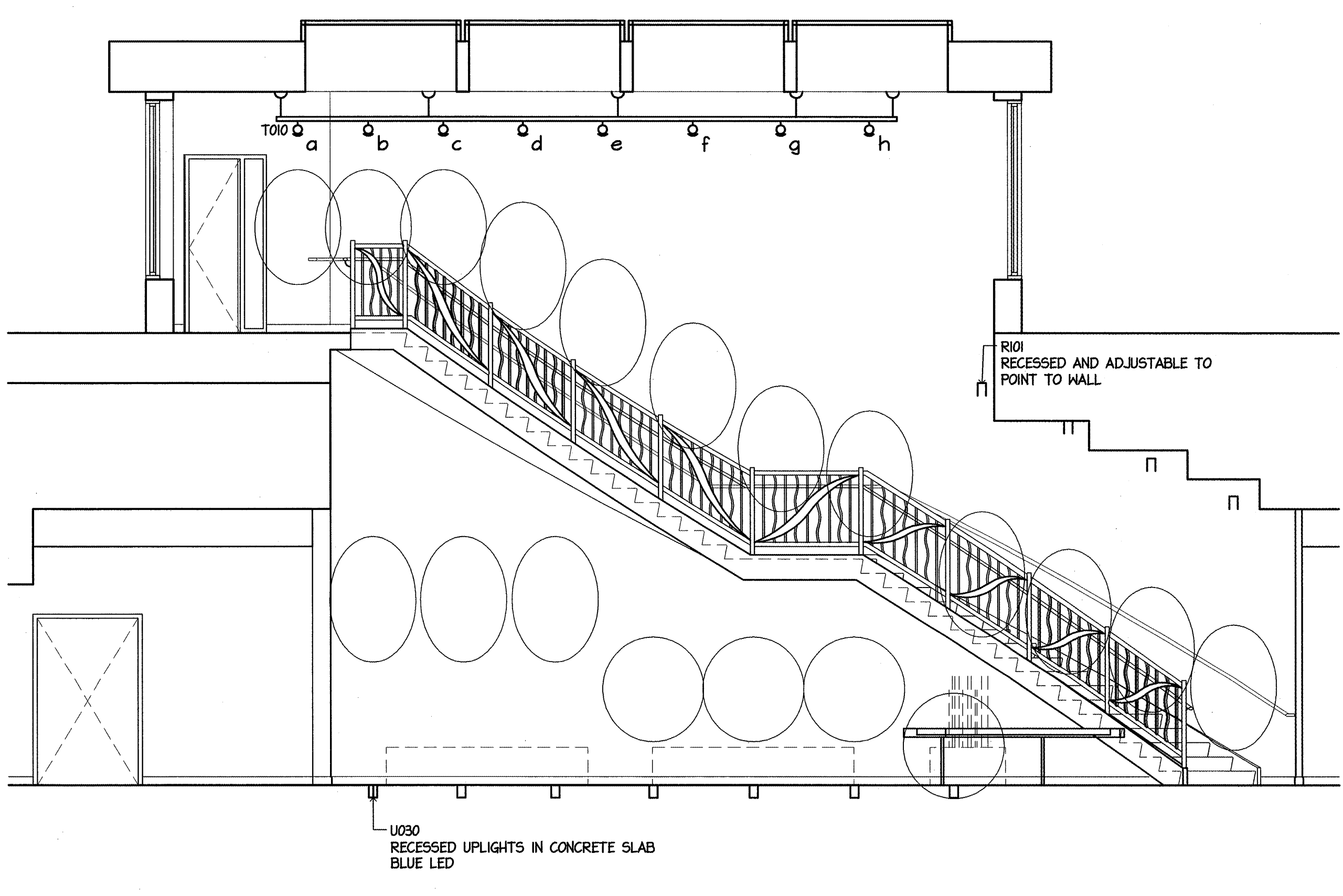
SCALE: As Noted  
DATE: DRAWN BY: AVS  
CHECKED BY: JR



PROJECT  
**RESIDENCE INN BY MARRIOTT**  
PORTLAND, ME  
JOB# 802  
TITLE  
**LIGHTING SCHEDULE AND LIGHTING DETAILS**

GROUP ONE  
21 W. THIRD STREET, BOSTON, MA 02127  
TEL: (617)268-7000 FAX: (617)268-0209

DRAWING NO.  
**A4.4**



1 MONUMENTAL STAIR LIGHTING DETAIL  
SCALE: 1/4"=1'-0"

2 MONUMENTAL STAIR REFLECTED CEILING PLAN  
SCALE: 3/16"=1'-0"