

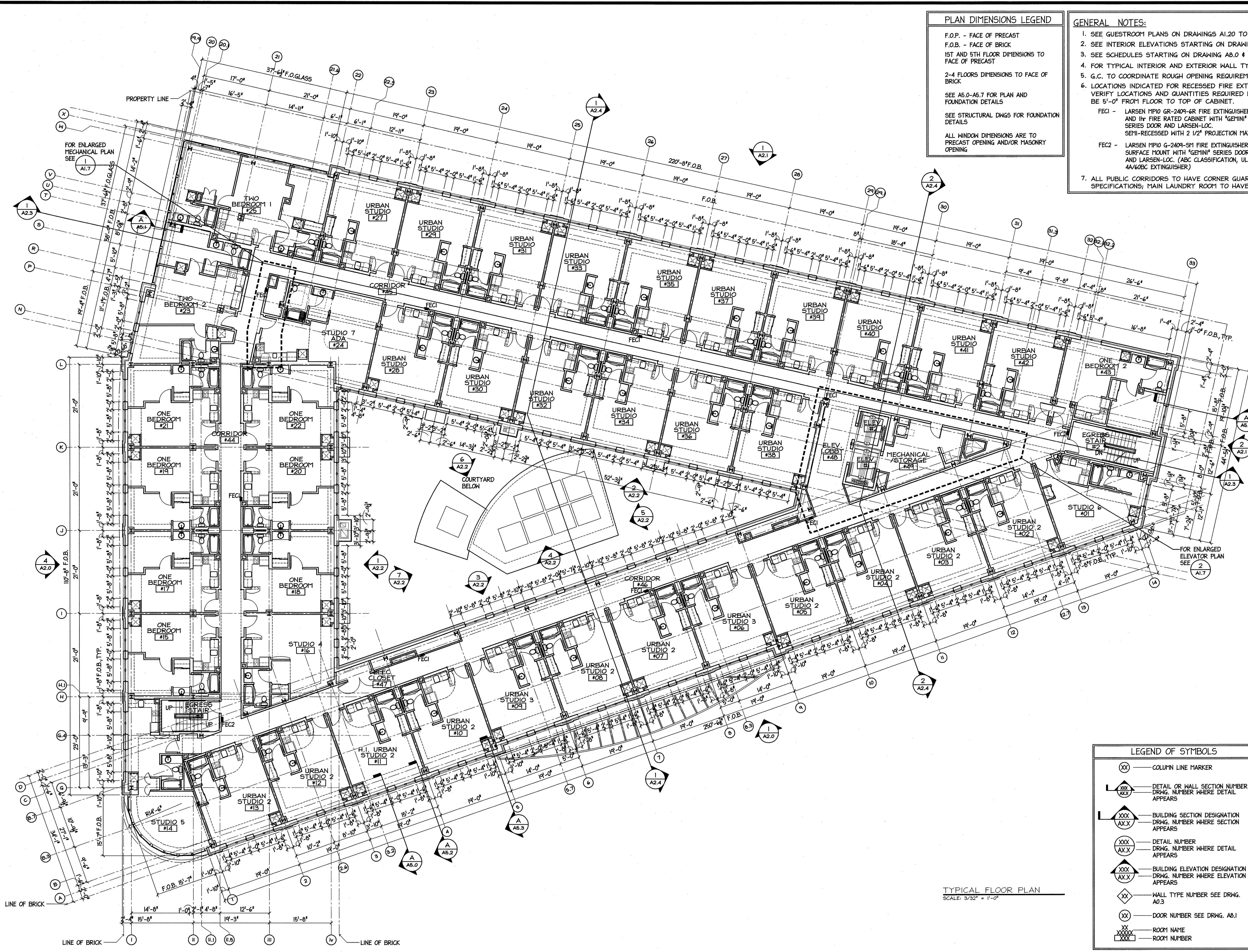
PLAN DIMENSIONS LEGEND

F.O.P. - FACE OF PRECAST
 F.O.B. - FACE OF BRICK
 1ST AND 5TH FLOOR DIMENSIONS TO FACE OF PRECAST
 2-4 FLOORS DIMENSIONS TO FACE OF BRICK
 SEE A5.0-A5.7 FOR PLAN AND FOUNDATION DETAILS
 SEE STRUCTURAL DWGS FOR FOUNDATION DETAILS
 ALL WINDOW DIMENSIONS ARE TO PRECAST OPENING AND/OR MASONRY OPENING

GENERAL NOTES:


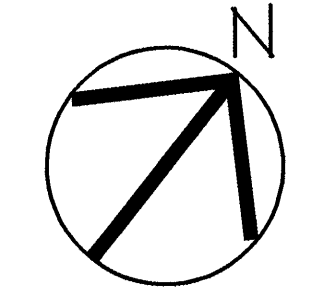
1. SEE GUESTROOM1 PLANS ON DRAWINGS A1.20 TO A1.34.
2. SEE INTERIOR ELEVATIONS STARTING ON DRAWING A6.0.
3. SEE SCHEDULES STARTING ON DRAWING A8.0 & A9.0
4. FOR TYPICAL INTERIOR AND EXTERIOR WALL TYPES SEE A0.6
5. G.C. TO COORDINATE ROUGH OPENING REQUIREMENTS FOR ALL SHAFT ENCLOSURES FOR FRAMING.
6. LOCATIONS INDICATED FOR RECESSED FIRE EXTINGUISHER CABINETS (F.E.) ARE APPROXIMATE; VERIFY LOCATIONS AND QUANTITIES REQUIRED WITH LOCAL JURISDICTION. HEIGHT OF F.E. TO BE 5'-0" FROM FLOOR TO TOP OF CABINET.
 FEC1 - LARSEN MPIO GR-2409-6R FIRE EXTINGUISHER AND 11/2" FIRE RATED CABINET WITH "GEMINI" SERIES DOOR AND LARSEN-LOC. SEMI-RECESSED WITH 2 1/2" PROJECTION MAX.
 FEC2 - LARSEN MPIO G-2409-S1M FIRE EXTINGUISHER SURFACE MOUNT WITH "GEMINI" SERIES DOOR AND LARSEN-LOC. (ABC CLASSIFICATION, UL 44/606C EXTINGUISHER)
7. ALL PUBLIC CORRIDORS TO HAVE CORNER GUARDS AT PROTRUDING CORNERS PER SPECIFICATIONS; MAIN LAUNDRY ROOM TO HAVE STAINLESS STEEL CORNER GUARDS.

• HOUSE PHONE
 [CR] CARD READER - SEE MECH. DWGS. FOR ELEC. CONNECTION



PERMIT ISSUE - 09/27/07

NO.	REVISION	DATE
SCALE: As Noted	DRAWN BY: AVS	
DATE:	CHECKED BY: JR	



PROJECT

RESIDENCE INN BY MARRIOTT

PORTLAND, ME

JOHN 802

TITLE

TYPICAL FLOOR PLAN

GROUP ONE
 21 W. THIRD STREET, BOSTON, MA 02127
 TEL: (617)268-7000 FAX: (617)268-0209

DRAWING NO.



TYPICAL FLOOR PLAN
 SCALE: 3/32" = 1'-0"

LEGEND OF SYMBOLS

- (XX) — COLUMN LINE MARKER
- (XXX) — DETAIL OR WALL SECTION NUMBER
DRAW. NUMBER WHERE DETAIL APPEARS
- (XXX) — BUILDING SECTION DESIGNATION
DRAW. NUMBER WHERE SECTION APPEARS
- (XXX) — DETAIL NUMBER
DRAW. NUMBER WHERE DETAIL APPEARS
- (XXX) — BUILDING ELEVATION DESIGNATION
DRAW. NUMBER WHERE ELEVATION APPEARS
- (XX) — WALL TYPE NUMBER SEE DRAG. A0.3
- (XX) — DOOR NUMBER SEE DRAG. A8.1
- (XX) — ROOM NAME
- (XXX) — ROOM NUMBER