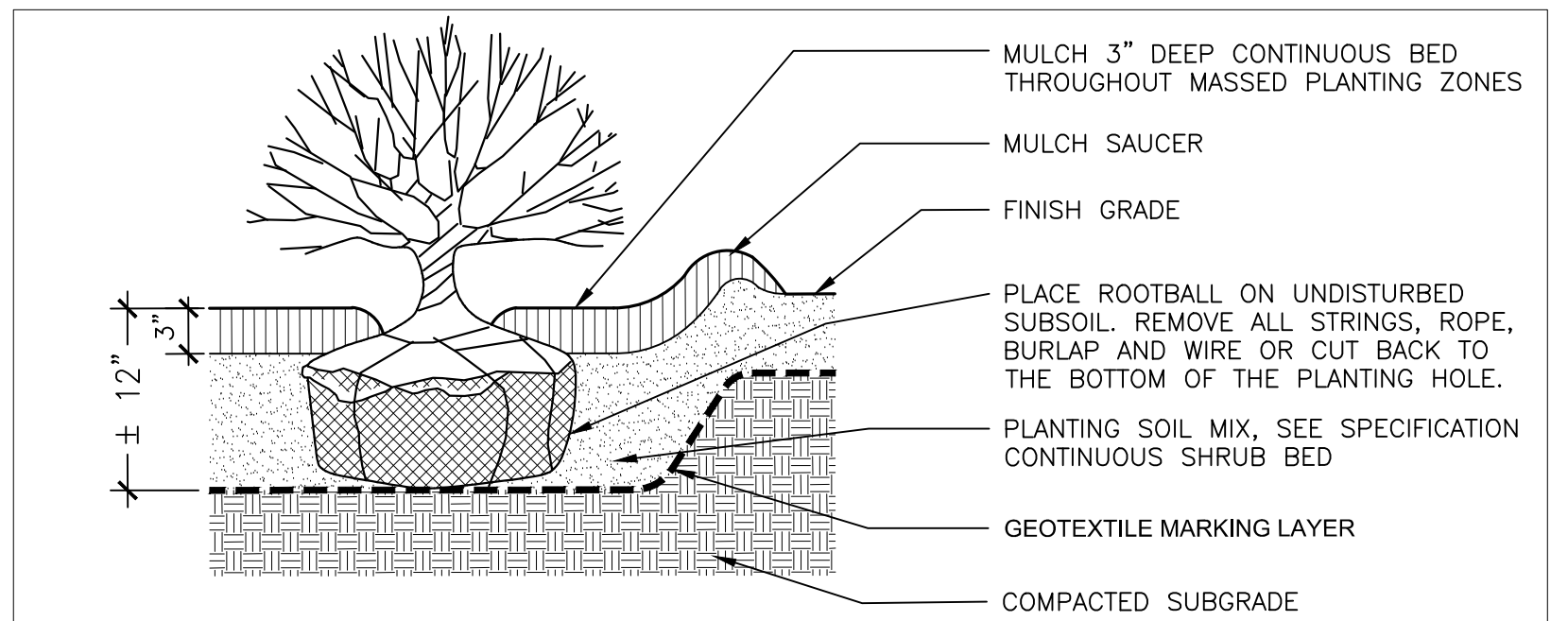
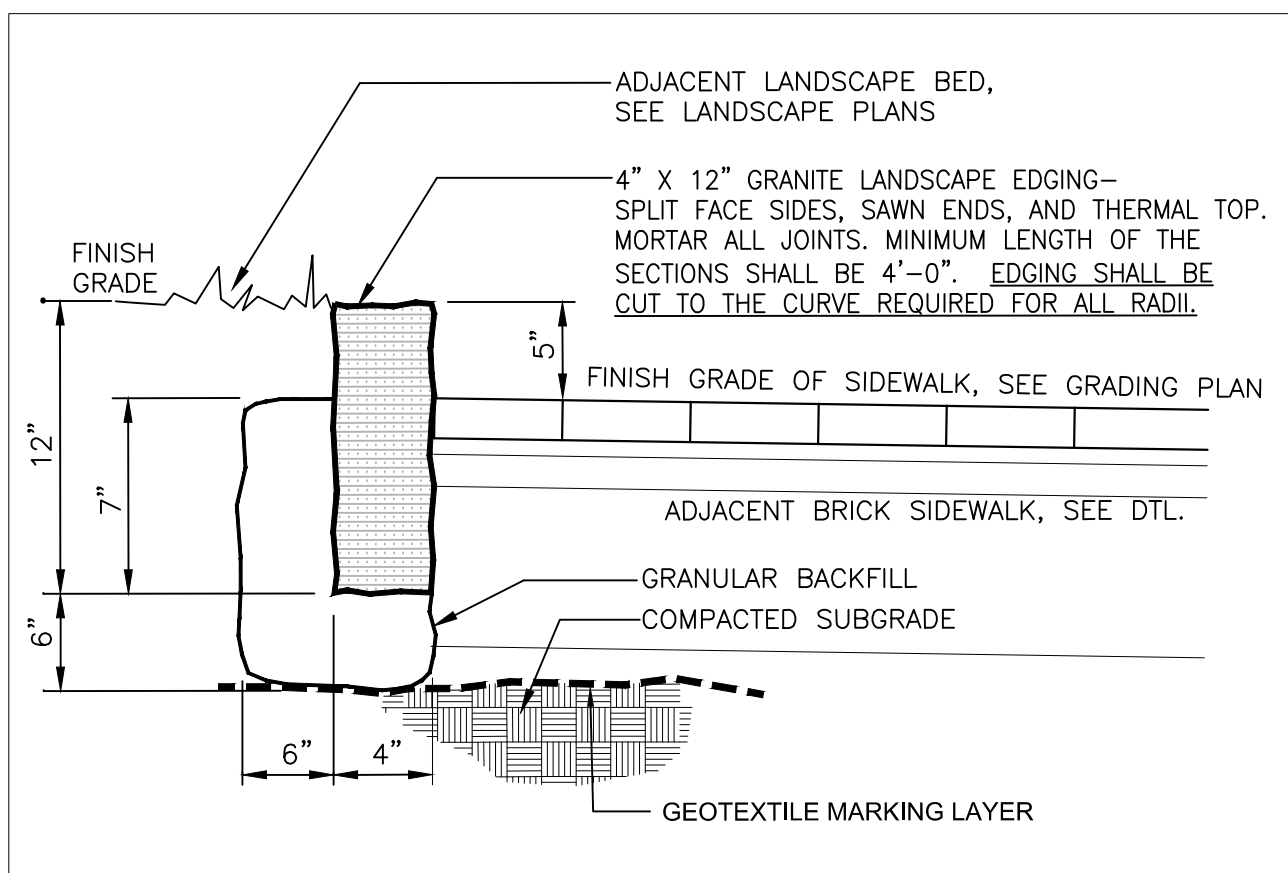


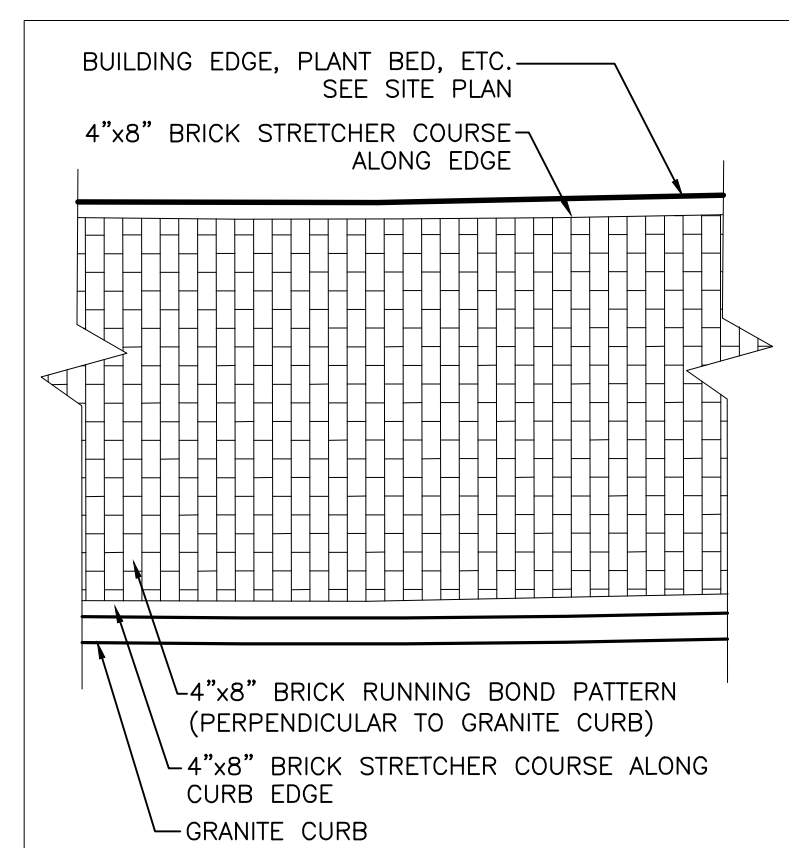
1 TYPICAL TREE PLANTING



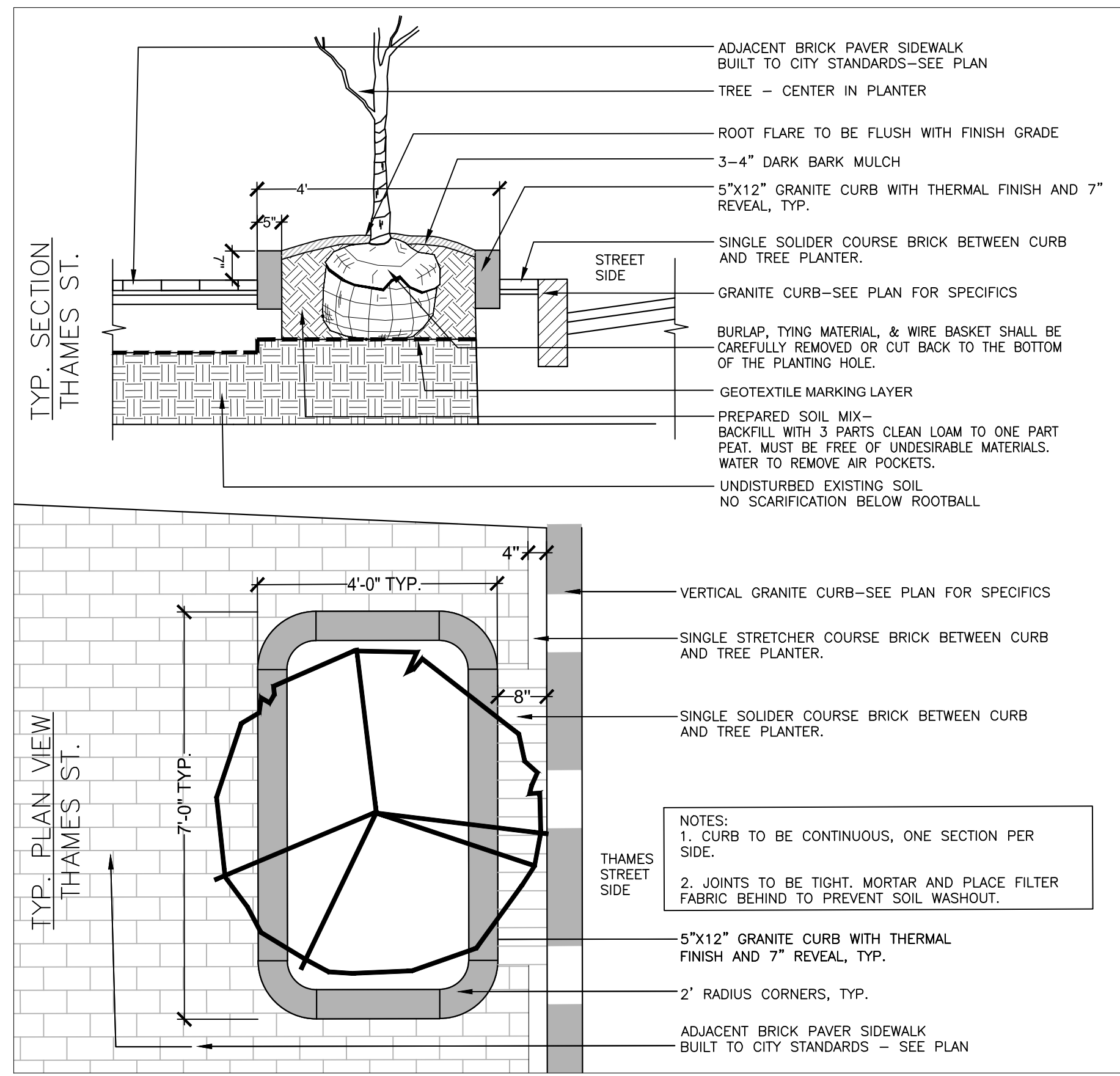
2 TYPICAL SHRUB PLANTING



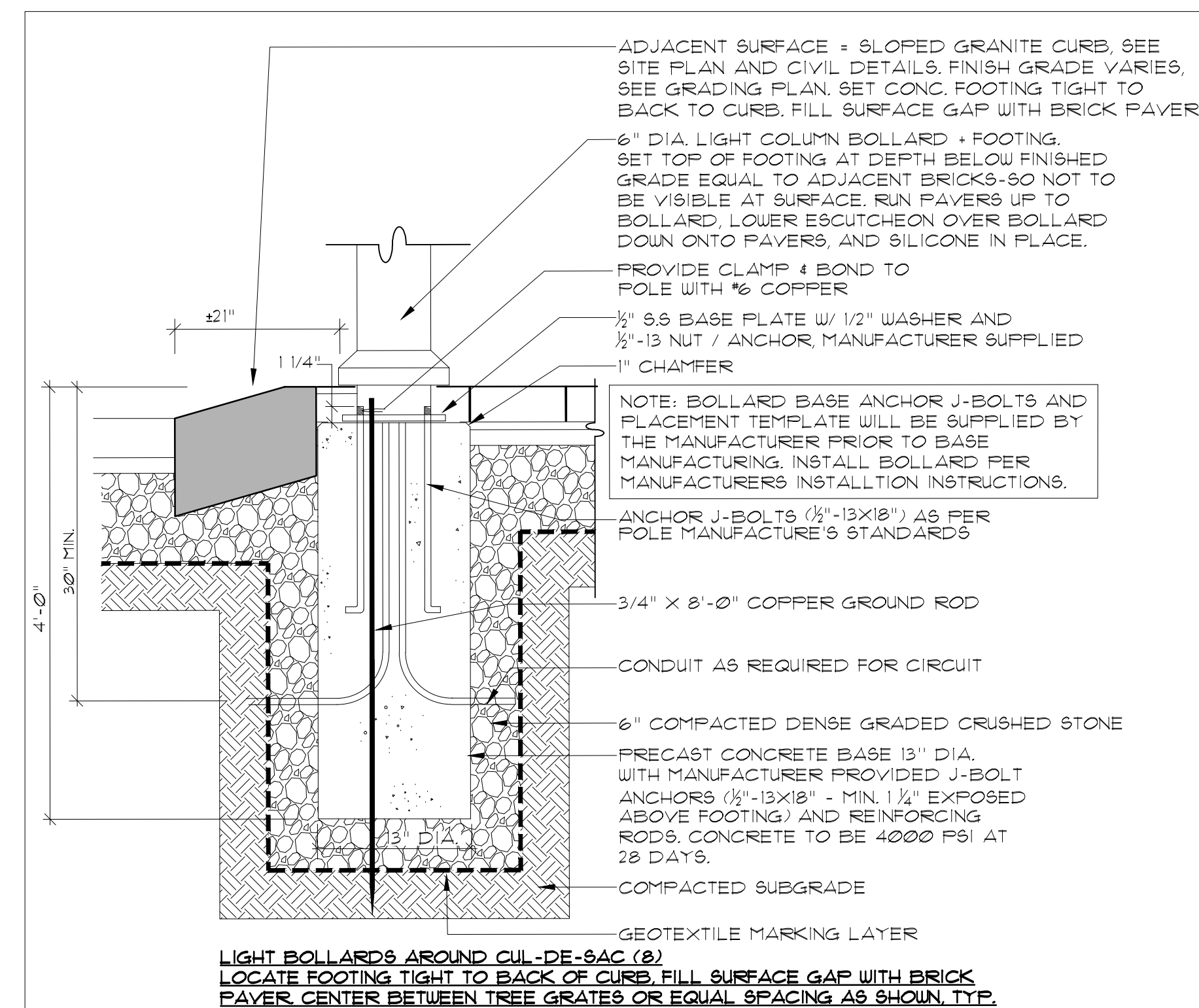
3 GRANITE LANDSCAPE EDGING



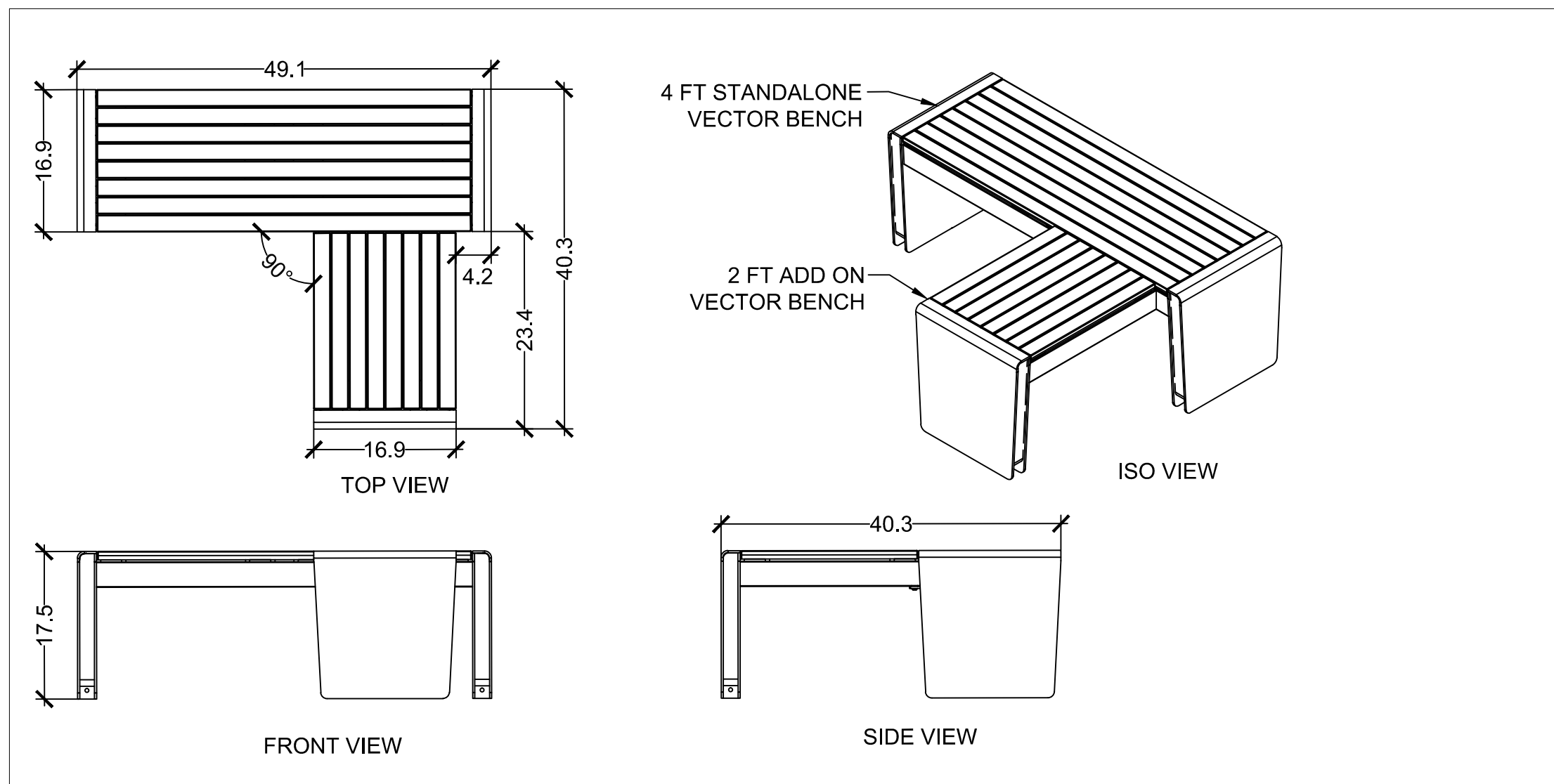
4 TYPICAL BRICK SIDEWALK PAVING PATTERN (IN R.O.W.)



5 GRANITE TREE PLANTER AND PLANTING DETAIL



6 LIGHT BOLLARD



UNLESS OTHERWISE SPECIFIED, DIMENSIONS ARE IN INCHES

TOLERANCES (UNLESS OTHERWISE SPECIFIED):
FRACTIONAL: ± 1/32
ANGULAR/BEND: ± 1°
TWO PLACE DECIMAL: ± .030
THREE PLACE DECIMAL: .020

MATERIAL: - JATOBAYAL

FINISH: - OIL/PC

WEIGHT: -

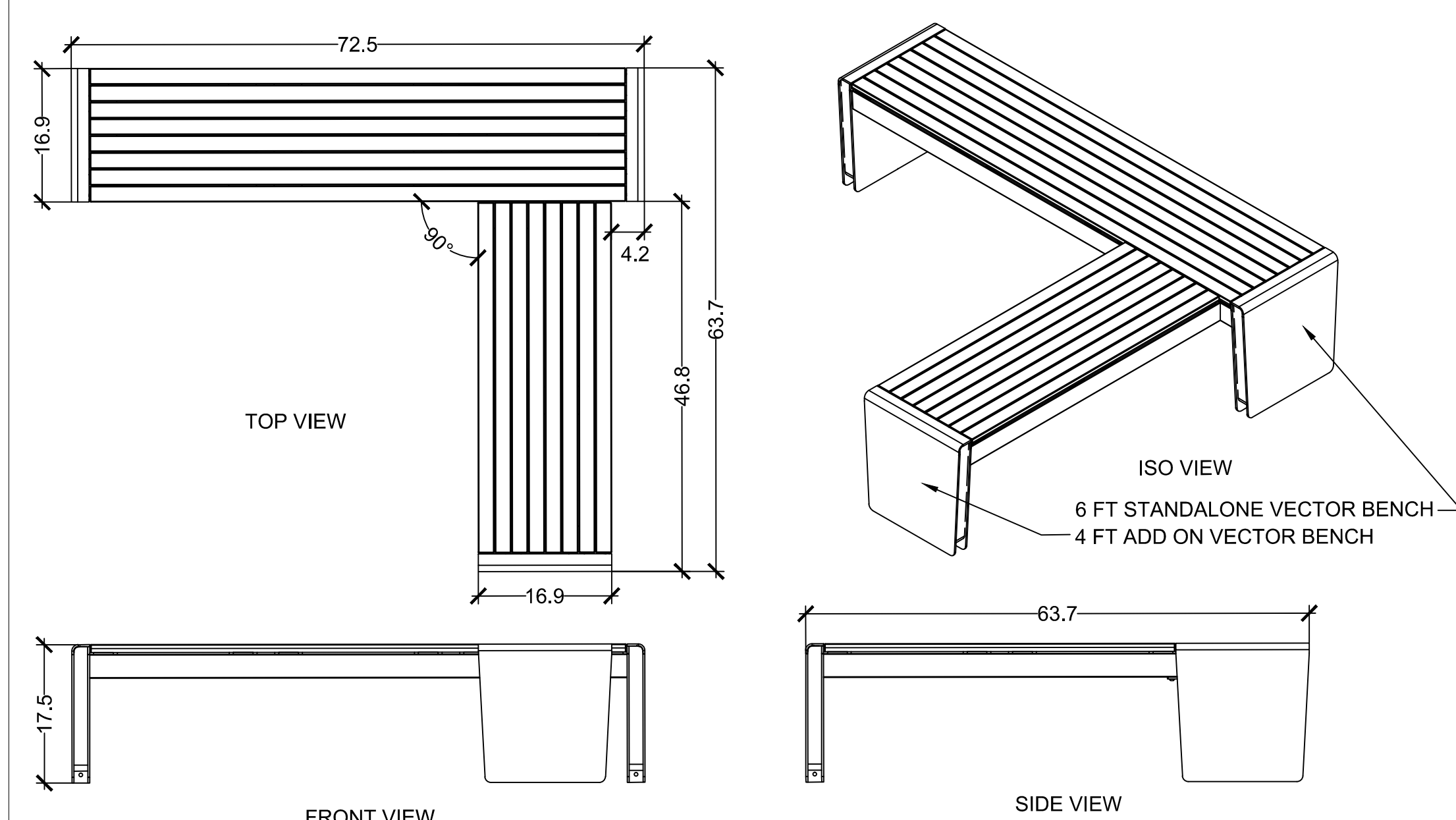
SOURCE: -

SCALE: N.T.S.

| | | | |
|------------------------------|----------|------------|--------------------------------------|
| NAME | | DATE | DESCRIPTION: |
| DWN | MGJ | 02/24/2017 | L SHAPE VECTOR BENCH, 4FT STANDALONE |
| DO NOT SCALE DRAWING | | | |
| WITH 2FT ADD ON AT 90 DEGREE | | | |
| SIZE | DWG. NO. | REV | SHEET |
| B | | 0 | 1 OF 1 |

PROPRIETARY AND CONFIDENTIAL
THE INFORMATION CONTAINED IN THIS DRAWING IS THE SOLE PROPERTY OF FORMS + SURFACES. ANY REPRODUCTION IN PART OR AS A WHOLE WITHOUT WRITTEN PERMISSION IS PROHIBITED.

FORMS+SURFACES 30 Pine Street, Pittsburgh, PA 15223
Tel (412) 781-9003 Fax (412) 781-7840



UNLESS OTHERWISE SPECIFIED, DIMENSIONS ARE IN INCHES

TOLERANCES (UNLESS OTHERWISE SPECIFIED):
FRACTIONAL: ± 1/32
ANGULAR/BEND: ± 1°
TWO PLACE DECIMAL: ± .030
THREE PLACE DECIMAL: .020

MATERIAL: - JATOBAYAL

FINISH: - OIL/PC

WEIGHT: -

SOURCE: -

SCALE: N.T.S.

| | | | |
|------------------------------|----------|------------|--------------------------------------|
| NAME | | DATE | DESCRIPTION: |
| DWN | MGJ | 02/24/2017 | L SHAPE VECTOR BENCH, 6FT STANDALONE |
| DO NOT SCALE DRAWING | | | |
| WITH 4FT ADD ON AT 90 DEGREE | | | |
| SIZE | DWG. NO. | REV | SHEET |
| B | | 0 | 1 OF 1 |

PROPRIETARY AND CONFIDENTIAL
THE INFORMATION CONTAINED IN THIS DRAWING IS THE SOLE PROPERTY OF FORMS + SURFACES. ANY REPRODUCTION IN PART OR AS A WHOLE WITHOUT WRITTEN PERMISSION IS PROHIBITED.



FORMS+SURFACES 30 Pine Street, Pittsburgh, PA 15223
Portland, ME 04101
Tel (412) 781-9003 Fax (412) 781-7840

7 BENCH

Project:
20 THAMES STREET RESIDENTIAL CONDOMINIUM
20 THAMES STREET
PORTLAND, MAINE

Owner:
PORTLAND NORWICH ACQUISITION, LLC
P.O. BOX 1383
SANIBEL, FL 33957

Applicant:
ESSEXNORTH PORTLAND LLC
P.O. BOX 394
TOPSFIELD, MA 01983



RANSOM
Consulting Engineers and Scientists
400 Commercial Street, Suite 404
Portland, ME 04101
Tel. (207) 772-2891
Fax (207) 772-3248
www.ransomenv.com

LANDSCAPE DETAILS

| | | |
|------------|-----------------|---------------------|
| 1 | CITY SUBMISSION | 03.09.17 |
| No. | Revision/Issue | Date |
| Design by: | MAP/PC | Checked by: PC |
| Drawn by: | MAP | Approved by: PC |
| Project: | | Date: MARCH 1, 2016 |
| Sheet No: | L2.0 | |