FIRST FLOOR POWER PLAN NOTES:
1. CIRCUIT DESIGNATIONS REFER TO PANEL HP1 UNLESS SPECIFICALLY NOTED OTHERWISE.
2. COORDINATE THE EXACT LOCATION OF ALL MECHANICAL EQUIPMENT WITH MECHANICAL CONTRACTOR PRIOR TO ROUGH-IN.
3. CIRCUIT CARBON MONOXIDE DETECTORS TO PANEL EP •13.

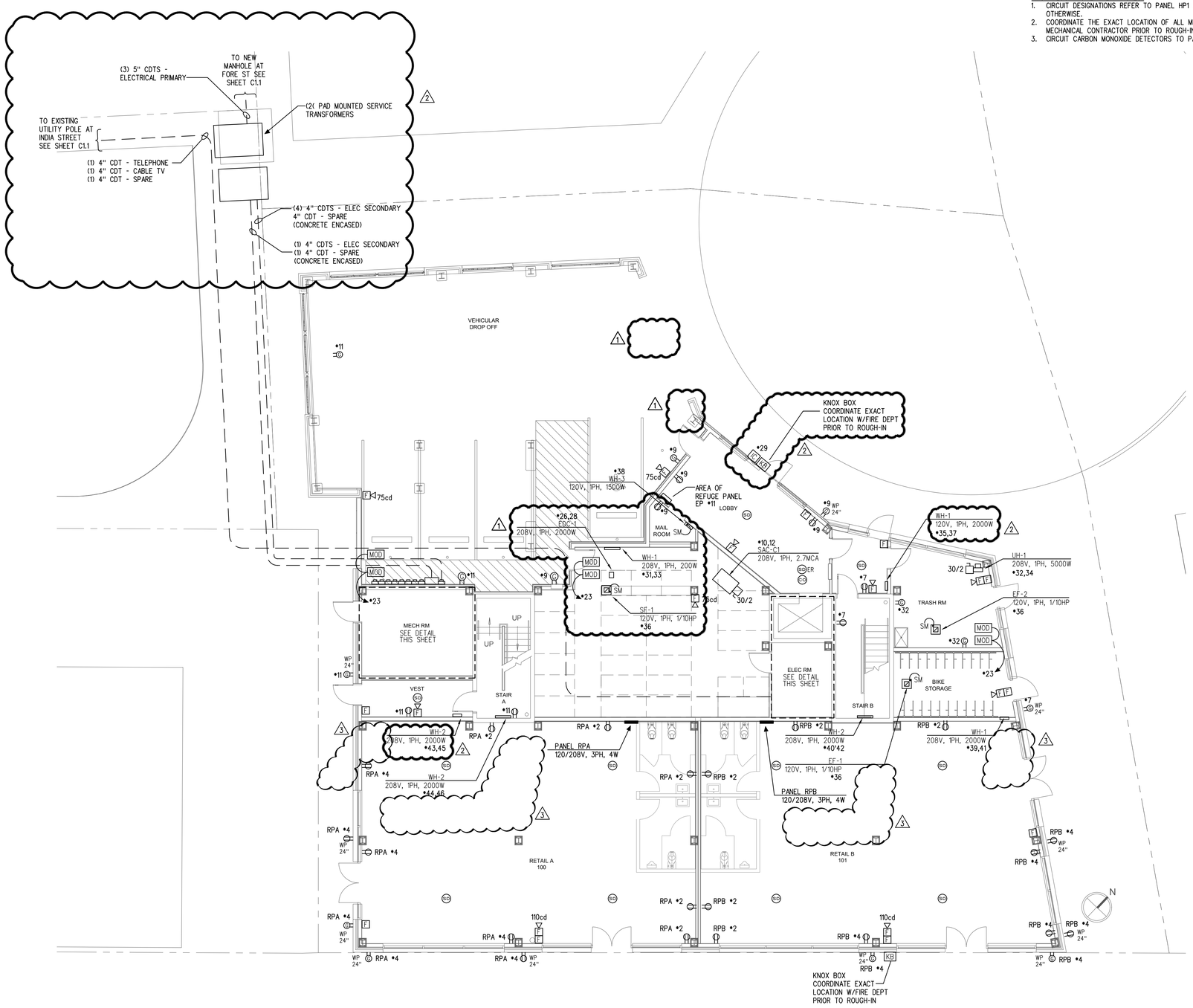

FIRST FLOOR POWER
SCALE: 1/8" = 1'-0"

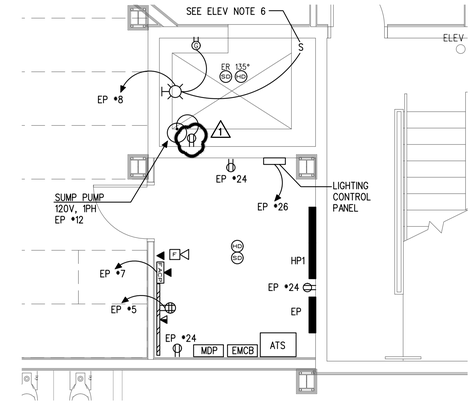

ELECTRICAL ROOM
SCALE: 1/4" = 1'-0"

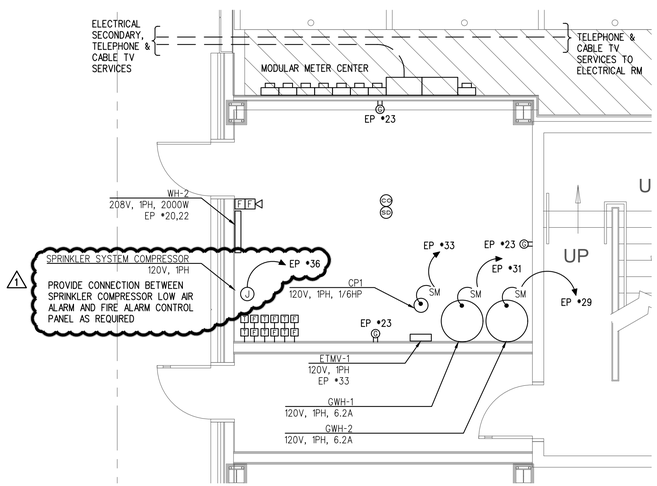

ELECTRICAL ROOM
SCALE: 1/4" = 1'-0"

ELEVATOR NOTES

1. CONNECT ALL REQUIRED SMOKE DETECTORS FOR ELEVATOR RECALL. VERIFY REQUIREMENTS WITH ELEVATOR VENDOR AND LOCAL FIRE DEPARTMENT FOR ELEVATOR SMOKE DETECTORS AND INSTALL IN ACCORDANCE WITH NFPA 72.
2. PROVIDE ELEVATOR POWER SHUTDOWN VIA HEAT DETECTORS IN ELEVATOR SHAFT AND PIT. HEAT DETECTORS ADJACENT TO SPRINKLER HEADS SHALL ALARM BEFORE SPRINKLER HEAD ACTIVATION BASED ON RATE OF TEMPERATURE RISE FOR THE SPRINKLER HEAD. HEAT DETECTORS SHALL BE INSTALLED WITHIN TWO FEET OF THE SPRINKLER HEAD. PROVIDE A CONNECTION TO A SHUNT-TRIP CIRCUIT BREAKER FOR ELEVATOR POWER SHUTDOWN. THE FIRE ALARM SYSTEM SHALL MONITOR SHUNT TRIP CONTROL POWER. COORDINATE WORK WITH THE LOCAL AUTHORITY HAVING JURISDICTION (AHJ).
3. PROVIDE A CONNECTION FROM THE ELEVATOR TAMPER SWITCH TO THE FIRE ALARM CONTROL PANEL (FACP).
4. COMPLY WITH REQUIREMENTS ASME A17.1 NFPA 72, AND NEC ARTICLE 620.
5. AUTOMATIC TRANSFER SWITCHES (ATS) MONITORING: PROVIDE 2•14, 1•14 GND IN 1/2"CCDT, FROM ELEVATOR CONTROL PANEL TO ATS DRY CONTACTS.
12. PROVIDE LIGHT, SWITCH AND GFIC RATED RECEPTACLE AT TOP OF ELEVATOR SHAFT. INSTALL SWITCH AT TOP OF ELEVATOR PIT ACCESS LADDER. COORDINATE EXACT LOCATION WITH ELEVATOR INSTALLER. CIRCUIT TO PANEL EP •8.
13. PROVIDE DEDICATED TELEPHONE LINE FOR USE BY ELEVATOR INSTALLER.
14. COORDINATE LOCATION OF SUMP PUMP CONTROL PANEL WITH ELEVATOR INSTALLER. CIRCUIT TO PANEL EP •10.
15. CONTRACTOR SHALL CONFIRM LOCATION OF ALL ELEVATOR ASSOCIATED EQUIPMENT WITH VENDOR PRIOR TO ROUGH-IN.
16. PROVIDE A 120V CONNECTION FOR ELEVATOR COMMUNICATIONS. CIRCUIT TO PANEL EP •12. COORDINATE WITH ELEVATOR INSTALLER.
17. PROVIDE A 120V CONNECTION FOR ELEVATOR CAB LIGHTS. CIRCUIT TO PANEL EP •14. COORDINATE WITH ELEVATOR INSTALLER.
18. PROVIDE LIGHT, SWITCH AND GFIC RATED RECEPTACLE AT TOP OF ELEVATOR SHAFT. COORDINATE EXACT LOCATION WITH ELEVATOR INSTALLER. CIRCUIT TO PANEL EP •18.
19. PROVIDE 120VAC CONNECTION TO ELEVATOR CONTROLS LOCATED AT TOP OF ELEVATOR SHAFT. CIRCUIT TO PANEL EP •16. COORDINATE WITH ELEVATOR INSTALLER.
20. COORDINATE LOCATION OF ELEVATOR MOTOR WITH ELEVATOR INSTALLER. PROVIDE 100A/3P FUSED DISCONNECT SWITCH AND A 208V, 3PH CONNECTION WITH SHUNT TRIP CIRCUIT BREAKER TO ELEVATOR MOTOR LOCATED AT TOP OF ELEVATOR SHAFT. CIRCUIT TO PANEL EP •2,4,6 WITH 3 •4, 1 •6GND, IN A 1-1/4" CDT

STEVEN A. WALDRON PE-8485 STATE OF MAINE LICENSED PROFESSIONAL ENGINEER

Prepared For:
EssexNorth Portland LLC
P.O. Box 394
Topsfield, MA 01983

Consultant:
BENNETT ENGINEERING
MECHANICAL • ELECTRICAL
(207) 865-9475

Architect:
ARCHETYPE architects
48 Union Wharf Portland, Maine 04101
(207) 772-6022 Fax (207) 772-4056

Project:
THAMES STREET BUILDING
20 Thames Street, Portland Maine

Revisions:
3AUG2017 - ADDENDUM 1
15AUG2017 - ADDENDUM 2
11OCT2017 - ADDENDUM 3

Scale:

Date:
3 AUG 2017

FIRST FLOOR POWER PLAN

E2.01